

# Air Production Drills

## Pistol Grip

### 1 Series

1 Series drills combine proven quality and performance with economy for day-in day-out production drilling.

#### Features

- Stall Torque: 20 – 100 in-lbs (2.3 – 11.3 Nm)
- Speeds: 600 – 3800 rpm
- Power: 0.15 – 0.19 hp
- Double row ball bearings construction assures max TIR of 0.005" for precise, concentric holes
- Variable speed control allows slow starting and high speed for fast drilling
- Excellent power-to-weight ratio gets the job done with less fatigue

#### Service and Accessories

##### Manuals:

- 16572760
- 16572661
- 16572059

##### Accessories:








Horizontal hanger: 3RA-365  
Chuck: R0H-99  
Spindle accessories, see page 185

##### Kits:

Tune-up kit: 3A-TK2



1P38ST4

Model	 in-lbs (Nm)	 rpm	 lbs (kg)	 in (mm)	 in (mm)	 in (mm)	 cfm (L/min)
<b>C TRIGGER START</b>							
1P38ST4	20.4 (2.3)	3,800	1.4 (0.6)	6.3" (159)	1/4" (6.0)	0.7" (17)	11 (311)
1AL1	15 (1.7)	2,800	1.4 (0.6)	6.3" (159)	1/4" (6.0)	0.7" (17)	11 (311)
1P09ST4	67.3 (7.6)	900	1.5 (0.7)	6.7" (171)	1/4" (6.0)	0.7" (17)	11 (311)
1P06ST4	100 (11.3)	600	1.5 (0.7)	6.7" (171)	1/4" (6.0)	0.7" (17)	11 (311)

Model				
1AL1	0.15 hp	73 dBa	1/4" NPT	1/4" (6 mm)
1P	0.19 hp	73 dBa	1/4" NPT	1/4" (6 mm)

## Q2 Series




Compact and light weight, Q2 drills deliver more power in a smaller package to get the job done in less time.

### Features

- Stall torque: 9.7 – 86.4 in-lbs (1.1 – 9.8 Nm)
- Speeds: 500 – 5100 rpm
- Compact and lightweight, this tool delivers more power in a smaller package to get the job done in less time
- Variable speed control allows slow starting and high speed for fast drilling
- Ergonomic design reduces operator fatigue
- Excellent power-to-weight ratio gets the job done with less fatigue

### Service and Accessories

#### Manuals:

-  16572745
-  16572034
-  16572679

#### Accessories:








Horizontal hanger: 3RA-365  
 Chuck: R0H-99  
 Spindle accessories, see page 185

#### Kits:

Tune-up kit: Q2-PDRILL-TK1



QP151D

							
Model	in-lbs (Nm)	rpm	lbs (kg)	in (mm)	in (mm)	in (mm)	cfm (L/min)
<b>C TRIGGER START</b>							
QP511LD	9.7 (1.1)	5,100	1.4 (0.7)	6.7" (171)	1/4" (6)	0.6" (15)	16 (450)
QP381D	13.3 (1.5)	3,800	1.5 (0.7)	7.2" (184)	1/4" (6)	0.6" (15)	16 (450)
QP301LD	15.9 (1.8)	3,000	1.4 (0.7)	6.7" (171)	1/4" (6)	0.6" (15)	16 (450)
QP302LD	15.9 (1.8)	3,000	1.7 (0.8)	6.7" (171)	3/8" (10)	0.7" (18)	16 (450)
QP201D	24.8 (2.8)	2,000	1.5 (0.7)	7.2" (184)	1/4" (6)	0.6" (15)	16 (450)
QP202D	24.8 (2.8)	2,000	1.8 (0.8)	7.2" (184)	3/8" (10)	0.7" (18)	16 (450)
QP151D	30.1 (3.4)	1,500	1.5 (0.7)	7.2" (184)	1/4" (6)	0.6" (15)	16 (450)
QP152D	30.1 (3.4)	1,500	1.8 (0.8)	7.2" (184)	3/8" (10)	0.7" (18)	16 (450)
QP091D	51.3 (5.8)	900	1.5 (0.7)	7.2" (184)	1/4" (6)	0.6" (15)	16 (450)
QP051D	86.4 (9.8)	500	1.5 (0.7)	7.2" (184)	1/4" (6)	0.6" (15)	16 (450)
QP052D	86.4 (9.8)	500	1.8 (0.8)	7.2" (184)	3/8" (10)	0.7 (18)	16 (450)

Series				
Q2	0.25 hp	75 dBa	1/4" NPT	1/4" (6 mm)

# Air Production Drills

## Pistol Grip

### 20 Series

20 Series drills offer impressive power-to-weight ratio in a classic, comfortable design.

#### Features

- Stall torque: 2.4 – 106.8 in-lbs (0.3 – 12 Nm)
- Speeds: 400 – 22,000 rpm
- Power: 0.25 hp (0.18 kW)
- High-performance motor delivers increased speed and power for fast, smooth hole drilling
- Ergonomically correct handle styling and lightweight, compact size enhance operator comfort
- Responsive two-stage trigger provides optimum control when starting a hole
- Excellent power-to-weight ratio gets the job done with less fatigue

#### Service and Accessories

##### Manuals:

- 49999065
- 49999471

##### Accessories:

- Horizontal hanger: 3RA-365
- Suspension bail: 47795
- Spindle accessories, see page 185
- Swivel air inlet, see page 186

##### Kits:

- Service kit: 47755



DG021B-33-A

Model	in-lbs (Nm)	rpm	lbs (kg)	in (mm)	in (mm)	in (mm)	cfm (L/min)
<b>DC TRIGGER START</b>							
DG022B-50-A	7.2 (0.8)	5,000	1.5 (0.7)	5.7" (146)	1/4" (6)	0.7" (17)	15 (420)
DG022B-26-A	14.4 (1.6)	2,600	1.5 (0.7)	5.7" (146)	1/4" (6)	0.7" (17)	15 (420)
DG022B-26-P	14.4 (1.6)	2,600	1.5 (0.7)	5.7" (146)	*	0.7" (17)	15 (420)
DG022B-15-A	25.2 (2.8)	1,500	1.6 (0.8)	6.1" (155)	1/4" (6)	0.7" (17)	15 (420)
DG022B-15-B	25.2 (2.8)	1,500	1.6 (0.8)	6.1" (155)	3/8" (10)	0.7" (17)	15 (420)
DG022B-15-L	25.2 (2.8)	1,500	1.6 (0.8)	6.1" (155)	3/8" (10)**	0.7" (17)	15 (420)
DG022B-15-P	25.2 (2.8)	1,500	1.6 (0.8)	6.1" (155)	*	0.7" (17)	15 (420)
DG022B-8-A	49.2 (5.5)	800	1.6 (0.8)	6.1" (155)	1/4" (6)	0.7" (17)	15 (420)
DG022B-8-B	49.2 (5.5)	800	1.6 (0.8)	6.1" (155)	3/8" (10)	0.7" (17)	15 (420)
DG022B-8-P	49.2 (5.5)	800	1.6 (0.8)	6.1" (155)	*	0.7" (17)	15 (420)
DG022B-4-A	96 (11)	400	1.6 (0.8)	6.1" (155)	1/4" (6)	0.7" (17)	15 (420)
DG022B-4-P	96 (11)	400	1.6 (0.8)	6.1" (155)	*	0.7" (17)	15 (420)








\* No Chuck

\*\* Keyless Chuck: 3/8" (10 mm)

(continued next page)






Series					
20	0.25 hp	76 dBa	1/4" NPT	5/16" (8mm)	3/8"-24*

## 20 Series (continued)

							
Model	in-lbs (Nm)	rpm	lbs (kg)	in (mm)	in (mm)	in (mm)	cfm (L/min)
<b>C TRIGGER START</b>							
DG021B-220-A	2.4 (0.3)	22,000	1.5 (0.7)	5.7" (146)	1/4" (6)	0.7" (17)	15 (420)
DG021B-220-P	2.4 (0.3)	22,000	1.5 (0.7)	5.7" (146)	*	0.7" (17)	15 (420)
DG021B-64-A	8.4 (1.0)	6,400	1.5 (0.7)	5.7" (146)	1/4" (6)	0.7" (17)	15 (420)
DG021B-64-P	8.4 (1.0)	6,400	1.5 (0.7)	5.7" (146)	*	0.7" (17)	15 (420)
DG021B-33-A	15.6 (1.8)	3,300	1.5 (0.7)	5.7" (146)	1/4" (6)	0.7" (17)	15 (420)
DG021B-33-P	15.6 (1.8)	3,300	1.5 (0.7)	5.7" (146)	*	0.7" (17)	15 (420)
DG021B-19-A	27.6 (3.0)	1,900	1.6 (0.8)	6.1" (155)	1/4" (6)	0.7" (17)	15 (420)
DG021B-19-B	27.6 (3.0)	1,900	1.6 (0.8)	6.1" (155)	3/8" (10)	0.7" (17)	15 (420)
DG021B-10-A	54.0 (6.0)	1,000	1.6 (0.8)	6.1" (155)	1/4" (6)	0.7" (17)	15 (420)
DG021B-10-B	54.0 (6.0)	1,000	1.6 (0.8)	6.1" (155)	3/8" (10)	0.7" (17)	15 (420)
DG021B-5-A	106.8 (12)	500	1.6 (0.8)	6.1" (155)	1/4" (6)	0.7" (17)	15 (420)
DG021B-5-B	106.8 (12)	500	1.6 (0.8)	6.1" (155)	3/8" (10)	0.7" (17)	15 (420)

\* No Chuck

\*\* Keyless Chuck: 3/8" (10 mm)

Series					
20	0.25 hp	76 dBa	1/4" NPT	5/16" (8mm)	3/8"-24*

# Air Production Drills

## Pistol Grip

### 50 Series

Legendary performance with a well-deserved reputation for durability.

#### Features

- Stall torque: 8.4 – 348 in-lbs (1 – 39 Nm)
- Speeds: 400 – 18,000 rpm
- High-performance motor delivers increased speed and power for fast, smooth hole drilling
- Ergonomically correct handle styling and lightweight, compact size enhance operator comfort
- Responsive two-stage trigger provides optimum control when starting a hole
- Excellent power-to-weight ratio gets the job done with less fatigue

#### Service and Accessories

##### Manuals:



49999042



49999500

##### Accessories:

Suspension bail: 46472  
Spindle accessories, see page 185  
Swivel air inlet, see page 186

##### Kits:

Service kit: 47756



DG051B-15-B


Model	in-lbs (Nm)	rpm	lbs (kg)	in (mm)	Max. in (mm)	in (mm)	cfm (L/min)
<b>DC TRIGGER START</b>							
DG052B-50-B	24 (2.7)	5,000	2.3 (1.1)	6.8" (171)	3/8" (10)	0.9" (22)	25 (720)
DG052B-50-L	24 (2.7)	5,000	2.3 (1.1)	6.8" (171)	3/8" (10)**	0.9" (22)	25 (720)
DG052B-30-A	33.6 (3.8)	3,000	2.3 (1.1)	6.8" (171)	1/4" (6)	0.9" (22)	25 (720)
DG052B-30-B	33.6 (3.8)	3,000	2.3 (1.1)	6.8" (171)	3/8" (10)	0.9" (22)	25 (720)
DG052B-30-L	33.6 (3.8)	3,000	2.3 (1.1)	6.8" (171)	3/8" (10)**	0.9" (22)	25 (720)
DG052B-30-P	33.6 (3.8)	3,000	2.3 (1.1)	6.8" (171)	*	0.9" (22)	25 (720)
DG052B-25-B	39.6 (4.8)	2,500	2.3 (1.1)	6.8" (171)	3/8" (10)	0.9" (22)	25 (720)
DG052B-25-L	39.6 (4.8)	2,500	2.3 (1.1)	6.8" (171)	3/8" (10)**	0.9" (22)	25 (720)
DG052B-15-B	76.8 (8.7)	1,500	2.7 (1.2)	7.5" (189)	3/8" (10)	0.9" (22)	25 (720)
DG052B-15-L	76.8 (8.7)	1,500	2.7 (1.2)	7.5" (189)	3/8" (10)**	0.9" (22)	25 (720)
DG052B-15-P	76.8 (8.7)	1,500	2.7 (1.2)	7.5" (189)	*	0.9" (22)	25 (720)
DG052B-10-A	91.2 (10)	1,000	2.7 (1.2)	7.5" (189)	1/4" (6)	0.9" (22)	25 (720)
DG052B-10-B	91.2 (10)	1,000	2.7 (1.2)	7.5" (189)	3/8" (10)	0.9" (22)	25 (720)
DG052B-10-P	91.2 (10)	1,000	2.7 (1.2)	7.5" (189)	*	0.9" (22)	25 (720)
DG052B-6-B	168 (19)	600	2.7 (1.2)	7.5" (189)	3/8" (10)	0.9" (22)	25 (720)
DG052B-6-P	168 (19)	600	2.7 (1.2)	7.5" (189)	*	0.9" (22)	25 (720)
DG052B-4-B	276 (31)	400	2.7 (1.2)	7.5" (189)	3/8" (10)	0.9" (22)	25 (720)
DG052B-4-P	276 (31)	400	2.7 (1.2)	7.5" (189)	*	0.9" (22)	25 (720)

\* No Chuck

\*\* Keyless Chuck: 3/8" (10 mm)





(continued next page)

## 50 Series (continued)

							
Model	in-lbs (Nm)	rpm	lbs (kg)	in (mm)	in (mm)	in (mm)	cfm (L/min)
<b>C TRIGGER START</b>							
DG051B-180-A	8.4 (1.0)	18,000	2.3 (1.1)	6.8" (171)	1/4" (6)	0.9" (22)	25 (720)
DG051B-180-P	8.4 (1.0)	18,000	2.3 (1.1)	6.8" (171)	*	0.9" (22)	25 (720)
DG051B-52-A	28.8 (3.3)	5,200	2.3 (1.1)	6.8" (171)	1/4" (6)	0.9" (22)	25 (720)
DG051B-52-B	28.8 (3.3)	5,200	2.3 (1.1)	6.8" (171)	3/8" (10)	0.9" (22)	25 (720)
DG051B-52-P	28.8 (3.3)	5,200	2.3 (1.1)	6.8" (171)	*	0.9" (22)	25 (720)
DG051B-33-A	42.0 (4.7)	3,300	2.3 (1.1)	6.8" (171)	1/4" (6)	0.9" (22)	25 (720)
DG051B-33-B	42.0 (4.7)	3,300	2.3 (1.1)	6.8" (171)	3/8" (10)	0.9" (22)	25 (720)
DG051B-33-P	42.0 (4.7)	3,300	2.3 (1.1)	6.8" (171)	*	0.9" (22)	25 (720)
DG051B-27-A	49.2 (5.5)	2,700	2.3 (1.1)	6.8" (171)	1/4" (6)	0.9" (22)	25 (720)
DG051B-27-B	49.2 (5.5)	2,700	2.3 (1.1)	6.8" (171)	3/8" (10)	0.9" (22)	25 (720)
DG051B-27-P	49.2 (5.5)	2,700	2.3 (1.1)	6.8" (171)	*	0.9" (22)	25 (720)
DG051B-15-A	96 (11)	1,500	2.7 (1.2)	7.5" (189)	1/4" (6)	0.9" (22)	25 (720)
DG051B-15-B	96 (11)	1,500	2.7 (1.2)	7.5" (189)	3/8" (10)	0.9" (22)	25 (720)
DG051B-15-P	96 (11)	1,500	2.7 (1.2)	7.5" (189)	*	0.9" (22)	25 (720)
DG051B-11-A	114 (13)	1,100	2.7 (1.2)	7.5" (189)	1/4" (6)	0.9" (22)	25 (720)
DG051B-11-B	114 (13)	1,100	2.7 (1.2)	7.5" (189)	3/8" (10)	0.9" (22)	25 (720)
DG051B-11-P	114 (13)	1,100	2.7 (1.2)	7.5" (189)	*	0.9" (22)	25 (720)
DG051B-6-A	204 (23)	600	2.7 (1.2)	7.5" (189)	1/4" (6)	0.9" (22)	25 (720)
DG051B-6-B	204 (23)	600	2.7 (1.2)	7.5" (189)	3/8" (10)	0.9" (22)	25 (720)
DG051B-6-P	204 (23)	600	2.7 (1.2)	7.5" (189)	*	0.9" (22)	25 (720)
DG051B-4-A	348 (39)	400	2.7 (1.2)	7.5" (189)	1/4" (6)	0.9" (22)	25 (720)
DG051B-4-B	348 (39)	400	2.7 (1.2)	7.5" (189)	3/8" (10)	0.9" (22)	25 (720)
DG051B-4-P	348 (39)	400	2.7 (1.2)	7.5" (189)	*	0.9" (22)	25 (720)

\* No Chuck

\*\* Keyless Chuck: 3/8" (10 mm)

Series					
50	0.55 hp	78 dBa	1/4" NPT	5/16" (8mm)	3/8"-24*

# Air Production Drills

## Pistol Grip

### 5 Series

*Durability and performance are the hallmarks of these proven winners.*

#### Features

- Stall Torque: 20 – 79.7 in-lbs (2.3 – 9.0 Nm)
- Speeds: 900 – 2000 rpm
- Power: 0.40 hp
- Variable speed control allows slow starting and high speed for fast drilling
- Skinsulate housing for operator comfort and productivity
- Excellent power-to-weight ratio gets the job done with less fatigue

#### Service and Accessories

##### Manuals:



P7092

##### Accessories:

Piped away exhaust kit: 5L-K184  
Horizontal hanger: 5RA-A365  
Chuck: 6A-99  
Dead handle: 728N-A48, (requires 2): 5A-49

##### Kits:

Tune-up kit: 5RA/5RL-TK1



5RANST8

	Max Nm	1 min.	lbs (kg)	in (mm)	Max. in (mm)	in (mm)	cfm (L/min)
Model	in-lbs (Nm)	rpm	lbs (kg)	in (mm)	in (mm)	in (mm)	cfm (L/min)
<b>DC TRIGGER START</b>							
5RALST6	35.4 (4.0)	2,000	2.2 (1.0)	6.2" (157)	3/8" (10)	0.8" (21)	17 (480)
5RANST8	70.8 (8.0)	900	3.0 (1.4)	8.3" (210)	1/2" (13)	0.8" (21)	17 (480)
5RANST6	70.8 (8.0)	900	3.0 (1.4)	8.3" (210)	3/8" (10)	0.8" (21)	17 (480)
<b>C TRIGGER START</b>							
5AHST4	20 (2.3)	5,000	2.0 (0.9)	6.8" (173)	1/4" (6)	0.8" (21)	17 (480)
5AJST4	20 (2.3)	4,500	2.0 (0.9)	6.8" (173)	1/4" (6)	0.8" (21)	17 (480)
5AKST4	30.1 (3.4)	3,000	2.0 (0.9)	6.8" (173)	1/4" (6)	0.8" (21)	17 (480)
5ALST4	39.8 (4.5)	2,200	2.0 (0.9)	6.8" (173)	1/4" (6)	0.8" (21)	17 (480)
5ANST6	79.7 (9.0)	1,000	2.8 (1.3)	8.1" (207)	3/8" (10)	0.8" (21)	17 (480)

Series				
5	0.40 hp	75 dBa	1/4" NPT	1/4" (6 mm)

## 6 Series




Dependability and consistency have made the 6 series drills a staple in many assembly environments.

### Features

- Stall Torque: 7.1 – 316 in-lbs (0.8 – 35.7 Nm)
- Speeds: 350 – 20,000 rpm
- Power: 0.51 hp
- Skinsulate housing for operator comfort and productivity
- Cantilever-mounted planetary gears are easily accessible without need to press from gear frame; simplifies maintenance
- Excellent power-to-weight ratio gets the job done with less fatigue

### Service and Accessories

#### Manuals:

-  16572828
-  16572190
-  16572604

#### Accessories:








- Horizontal hanger: GWS-366
- Vertical hanger: 7L-365
- Dead handle: R1A-A48, (requires 2): 6A-49
- Chuck: R00A-99



6ALST4

#### Kits:

- Tune-up kit: 6-DRILLS-TK1

							
Model	in-lbs (Nm)	rpm	lbs (kg)	in (mm)	in (mm)	in (mm)	cfm (L/min)
<b>C TRIGGER START</b>							
6ADST4	7.1 (0.8)	20,000	2.2 (1.0)	7.0" (178)	1/4" (6)	0.8" (21)	20 (560)
6AHST4	23 (2.6)	6,000	2.2 (1.0)	7.0" (178)	1/4" (6)	0.8" (21)	20 (560)
6AJST4	27 (3.1)	5,100	2.2 (1.0)	7.0" (178)	1/4" (6)	0.8" (21)	20 (560)
6AJJST4	35 (4.1)	3,950	2.2 (1.0)	7.0" (178)	1/4" (6)	0.8" (21)	20 (560)
6AKST4	45.1 (5.1)	3,100	2.2 (1.0)	7.0" (178)	1/4" (6)	0.8" (21)	20 (560)
6ALST4	64.6 (7.3)	2,150	2.2 (1.0)	7.0" (178)	1/4" (6)	0.8" (21)	20 (560)
6AMST6	89.4 (10.1)	1,500	2.8 (1.3)	8.0" (203)	3/8" (10)	0.8" (21)	20 (560)
6ARST6	222.2 (25.1)	500	3.0 (1.4)	8.3" (210)	3/8" (10)	0.8" (21)	20 (560)
6ASST6	316 (35.7)	350	3.0 (1.4)	8.3" (210)	3/8" (10)	0.8" (21)	20 (560)

Series				
6	0.51 hp	74 dBa	1/4" NPT	3/8" (10 mm)

# Air Production Drills

## Pistol Grip

### 7 Series

*Durability and performance are the hallmarks of these proven winners.*

#### Features

- Stall Torque: 10 – 270 in-lbs (1.13 – 30.5 Nm)
- Speeds: 600 – 20,000 rpm
- Power: 0.75 hp
- Skinsulate housing for operator comfort and productivity
- Cantilever-mounted planetary gears are easily accessible without need to press from gear frame; simplifies maintenance
- Excellent power-to-weight ratio gets the job done with less fatigue

#### Service and Accessories

##### Manuals:

 P7094

##### Accessories:








Horizontal hanger: 7RA-A366  
Dead handle: R1A-48, (requires 2): 7A-49  
Chuck: ROK-99



7AQST8

##### Kits:

Tune-up kit: 7A-DRILLS-TK1

							
Model	in-lbs (Nm)	rpm	lbs (kg)	in (mm)	in (mm)	in (mm)	cfm (L/min)
<b>TRIGGER START</b>							
7ADST4	10 (1.1)	20,000	2.2 (1.0)	7.4" (189)	1/4" (6)	0.9" (22)	25 (700)
7AHST4	33 (3.7)	6,000	2.3 (1.1)	7.4" (189)	1/4" (6)	0.9" (22)	25 (700)
7AJST4	40 (4.5)	4,800	2.3 (1.1)	7.4" (189)	1/4" (6)	0.9" (22)	25 (700)
7AJJST4	47 (5.5)	4,000	2.3 (1.1)	7.4" (189)	1/4" (6)	0.9" (22)	25 (700)
7AKST6	58 (6.6)	3,200	2.4 (1.1)	7.6" (194)	3/8" (10)	0.9" (22)	25 (700)
7ALST6	78 (8.8)	2,400	2.7 (1.2)	7.8" (198)	3/8" (10)	0.9" (22)	25 (700)
7AMST6	130.1 (14.7)	1,400	2.9 (1.3)	8.5" (216)	3/8" (10)	0.9" (22)	25 (700)
7ANST8	185.0 (20.9)	900	3.2 (1.5)	8.7" (222)	1/2" (13)	0.9" (22)	25 (700)
7AQST8	269.9 (30.5)	600	3.2 (1.5)	8.7" (222)	1/2" (13)	0.9" (22)	25 (700)

Series				
7	0.75 hp	82 dBa	1/4" NPT	5/16" (8 mm)

## 7800 Series


The 7800 series drills offer enough power for your toughest applications.

### Features

- Stall Torque: 48 – 654 in-lbs (5.4 – 74 Nm)
- Speeds: 350 – 4500 rpm
- Excellent for production-line drilling of large diameter holes
- Double row ball bearing construction assures max TIR of .005" for precise, concentric holes
- Side handle on 350/600 rpm models

### Service and Accessories








#### Manuals:

 49999011

#### Accessories:

Spindle accessories, see page 185  
Swivel air inlet, see page 186



	 <b>Max Nm</b>	 <b>1 min. rpm</b>			<b>Max.</b> 		
<b>Model</b>	<b>in-lbs (Nm)</b>	<b>rpm</b>	<b>lbs (kg)</b>	<b>in (mm)</b>	<b>in (mm)</b>	<b>in (mm)</b>	<b>cfm (L/min)</b>
<b>TRIGGER START</b>							
7845-E	48 (5.4)	4,500	3.9 (1.8)	8.3" (210)	3/8" (10)	1.0" (25)	31 (840)
7846-E	90 (10)	2,400	3.9 (1.8)	8.3" (210)	3/8" (10)	1.0" (25)	31 (840)
7847-E	192 (22)	1,100	5.4 (2.4)	10.5" (267)	1/2" (13)	1.0" (25)	31 (840)
7848-E	354 (40)	600	5.4 (2.4)	10.5" (267)	1/2" (13)	1.0" (25)	31 (840)
7849-E	654 (74)	350	5.4 (2.4)	10.5" (267)	1/2" (13)	1.0" (25)	31 (840)

Series				
7800	0.70 hp	88 dBa	1/4" NPT	5/16" (8mm)

# Air Production Drills

## Pistol Grip

### 8500 Series

Unique Quick Reverse Touch (QRT) control trigger makes this design well-adapted to applications requiring frequent reversing.

#### Features

- Stall Torque: 960 – 1320 in-lbs (9.1 – 12.5 Nm)
- Speeds: 600 – 900 rpm
- Power: 0.31 hp
- High and low speed model options

#### Service and Accessories

##### Manuals:



49999032

##### Accessories:

Spindle accessories, see page 185  
Swivel air inlet, see page 186

##### Kits:

Service kit: 42122-2



8506-ADB

	Max Nm	1 min.			Max.		
Model	in-lb (Nm)	rpm	lb (kg)	in (mm)	in (mm)	in (mm)	cfm (L/min)
<b>QRT TRIGGER START</b>							
8509-ADB	80 (9.1)	900	2.9" (1.3)	8.0" (203)	3/8" (10)	0.9" (23)	24 (678)
8509-ADK	80 (9.1)	900	2.9" (1.3)	8.0" (203)	1/2" (13)	0.9" (23)	24 (678)
8506-ADB	110 (12.5)	600	2.9" (1.3)	8.0" (203)	3/8" (10)	0.9" (23)	26 (732)
8506-ADK	110 (12.5)	600	2.9" (1.3)	8.0" (203)	1/2" (13)	0.9" (23)	26 (732)

Series			
8500	82 dBa	1/4" NPT	5/16" (8 mm)

# Air Maintenance Drills

## Pistol Grip

### 728 Series

728 Series drills are economical general purpose drills ideal for most maintenance applications.

#### Features

- Stall Torque: 30 – 120 in-lbs (3.4 – 13.6 Nm)
- Speeds: 950 – 3800 rpm
- Power: 0.50 hp
- Keyed and keyless chuck sizes: 5/16" – 1/2"
- Dead handle standard on 728NA3
- Economically priced for general maintenance applications

#### Service and Accessories

##### Manuals:

 P6297

##### Accessories:








Spindle accessories, see page 185  
Swivel air inlet, see page 186

##### Kits:

Tune-up kit: 728-TK3



728L6K

							
Model	in-lbs (Nm)	rpm	lbs (kg)	in (mm)	in (mm)	in (mm)	cfm (L/min)
<b>C TRIGGER START</b>							
728JA1	30 (3.4)	3,800	2.4 (1.1)	7.0" (177)	3/8" (10)	0.9" (23)	19 (538)
728J6K	30 (3.4)	3,800	2.4 (1.1)	7.0" (177)	3/8" (10)*	0.9" (23)	19 (538)
728LA2	54 (6.1)	2,100	2.5 (1.2)	7.3" (184)	3/8" (10)	0.9" (23)	19 (538)
728L6K	54 (6.1)	2,100	2.5 (1.2)	7.3" (184)	3/8" (10)*	0.9" (23)	19 (538)
728NA3	120 (14)	950	3.1 (1.4)	8.4" (212)	1/2" (13)	0.9" (23)	19 (538)
728N8K	120 (14)	950	3.1 (1.4)	8.4" (212)	1/2" (13)*	0.9" (23)	19 (538)

\*Keyless chuck.

Series			
Maintenance Drills	84 dBa	1/4" NPT	1/4" (6 mm)