

Air Production Drills

Angle

1 Series

1 Series drills combine proven quality and performance with economy for day in day out production drilling.



Features

- Torque Range: 120 – 168 in-lbs (1.1 – 1.6 Nm)
- Speeds: 2700 – 3,700
- Power: 0.15 hp
- Double row ball bearings construction assures max TIR of 0.005" for precise, concentric holes
- Variable speed control allows slow starting and high speed for fast drilling
- Excellent power-to-weight ratio gets the job done with less fatigue

Service and Accessories

Manuals:

- 16572760
- 16572661

Accessories:

Hanger: 3RA-365

Kits:

Tune-up kit: 3A-TK2

Model	in-lbs (Nm)	rpm	lbs (kg)	in (mm)	Max. in (mm)	in (mm)	in (mm)	cfm (L/min)
C LEVER START								
1LJ1A1	120 (1.1)	3,700	1.1 (0.5)	8.6" (219)	1/4"-28*	1.1" (28)	0.3" (8.3)	11 (311)
1LL1A1	168 (1.6)	2,700	1.1 (0.5)	8.1" (206)	1/4"-28*	1.1" (28)	0.3" (8.3)	11 (311)

Series					
1	0.15 hp	73 dBa	1/8" NPT	1/4" (6 mm)	1/4"-28 Female Thread

Air Production Drills

Angle

Q2 Series

Compact and lightweight, Q2 drills deliver more power in a smaller package to get the job done in less time.

Features

- Stall Torque: 14 – 110 in-lbs (1.6 – 12.5 Nm)
- Speeds: 500 – 3,500 rpm
- Variable speed control allows slow starting and high speed for fast drilling
- Ergonomically designed housing provides a secure surface for operator grip
- Excellent power-to-weight ratio gets the job done with less fatigue

Service and Accessories

Manuals:



16572778



16572158



16572653

Accessories:

Vertical hanger: 7L-365
Chuck: R0H-99

Kits:

Tune-up kit: Q2-PDRILL-TK1



Model	in-lbs (Nm)	rpm	lbs (kg)	in (mm)	in (mm)	in (mm)	in (mm)	cfm (L/min)
C LEVER START (90° CHUCK)								
QA2719D	19 (2.2)	2,700	2.07 (0.94)	9.35" (238)	1/4" (6)	3.0" (76)	0.54" (13.6)	16 (450)
QA2119D	24 (2.8)	2,100	2.07 (0.94)	9.35" (238)	1/4" (6)	3.0" (76)	0.54" (13.6)	16 (450)
QA1219D	43 (4.9)	1,270	2.07 (0.94)	9.35" (238)	1/4" (6)	3.0" (76)	0.54" (13.6)	16 (450)
C LEVER START (90° SMALL ANGLE HEAD)								
QA3559D	16 (1.8)	3,500	1.4 (0.6)	8.7" (221)	1/4"-28*	1.1" (27)	0.4" (10)	16 (450)
QA2739D	20 (2.3)	2,700	1.4 (0.6)	8.7" (221)	3/16"***	1.1" (27)	0.4" (10)	16 (450)
QA2759D	20 (2.3)	2,700	1.4 (0.6)	8.7" (221)	1/4"-28*	1.1" (27)	0.4" (10)	16 (450)
QA1739D	32 (3.6)	1,750	1.4 (0.6)	8.7" (221)	3/16"***	1.1" (27)	0.4" (10)	16 (450)
QA1239D	39 (4.5)	1,270	1.4 (0.6)	8.7" (221)	3/16"***	1.1" (27)	0.4" (10)	16 (450)
QA0859D	67 (7.6)	850	1.4 (0.6)	8.7" (221)	1/4"-28*	1.1" (27)	0.4" (10)	16 (450)
QA0539D	110 (12.5)	500	1.4 (0.6)	8.7" (221)	3/16"***	1.1" (27)	0.4" (10)	16 (450)
QA0579D	110 (12.5)	500	1.4 (0.6)	8.7" (221)	3/8"-24***	1.1" (27)	0.4" (10)	16 (450)
QA0559D	110 (12.5)	500	1.4 (0.6)	8.7" (221)	1/4"-28*	1.1" (27)	0.4" (10)	16 (450)
C LEVER START (45° SMALL ANGLE HEAD)								
QA2754D	17 (1.9)	2,700	1.47 (0.67)	10.55" (268)	1/4"-28*	1.3" (34)	0.3" (8.3)	16 (450)
QA0854D	57 (6.4)	850	1.47 (0.67)	10.55" (268)	1/4"-28*	1.3" (34)	0.3" (8.3)	16 (450)
C LEVER START (90° X 90° SMALL ANGLE HEAD)								
QA3555D	14 (1.6)	3,500	1.6 (0.73)	9.03" (229)	1/4"-28*	1.1" (27)	0.4" (9.3)	16 (450)
QA2755D	19 (2.1)	2,700	1.6 (0.73)	9.03" (229)	1/4"-28*	1.1" (27)	0.4" (9.3)	16 (450)

Series							
Q2	0.28 hp	75 dBa	1/4" NPT	1/4" (6 mm)	* 1/4"-28 Female Thread	** 9/32"-40 Female Thread	*** 3/8"-24 Male Thread

20 Series

20 Series drills offer impressive power-to-weight ratio in a comfortable design.

Features

- Stall Torque: 12 – 106.8 in-lbs (1.3 – 12.0 Nm)
- Speeds: 500 – 5,000 rpm
- High-performance motor delivers increased speed and power for fast, smooth hole drilling
- Complete selection of speeds and spindle options permits the proper match-up of tool to the application
- Excellent power-to-weight ratio gets the job done with less fatigue



Service and Accessories

Manuals:

49999181

Accessories:

Suspension bail: 47795
Swivel air inlets, see page 186

Kits:

Service kit: 47755

Model	in-lbs (Nm)	rpm	lbs (kg)	in (mm)	in (mm)	in (mm)	in (mm)	cfm (L/min)
C LEVER START (90° CHUCK)								
DR021B-50-A	12 (1.3)	5,000	1.5 (0.7)	8.7" (221)	1/4" (6)	3.5" (89)	0.6" (15)	15 (420)
DR021B-50-P	12 (1.3)	5,000	1.5 (0.7)	8.7" (221)	***	1.6" (41)	0.6" (15)	15 (420)
DR021B-26-A	22.8 (2.6)	2,600	1.5 (0.7)	8.7" (221)	1/4" (6)	3.5" (89)	0.6" (15)	15 (420)
DR021B-26-P	22.8 (2.6)	2,600	1.5 (0.7)	8.7" (221)	***	1.6" (41)	0.6" (15)	15 (420)
DR021B-15-A	40.8 (4.6)	1,500	1.6 (0.8)	9.1" (231)	1/4" (6)	3.5" (89)	0.6" (15)	15 (420)
DR021B-15-P	40.8 (4.6)	1,500	1.6 (0.8)	9.1" (231)	***	1.6" (41)	0.6" (15)	15 (420)
DR021B-7-A	79.2 (8.9)	700	1.6 (0.8)	9.1" (231)	1/4" (6)	3.5" (89)	0.6" (15)	15 (420)
DR021B-7-P	79.2 (8.9)	700	1.6 (0.8)	9.1" (231)	***	1.6" (41)	0.6" (15)	15 (420)
C LEVER START (90° SMALL ANGLE HEAD)								
DR023B-37-C	15.6 (1.8)	3,700	1.4 (0.6)	9.5" (241)	3/16" **	1.4" (36)	0.3" (8.3)	15 (420)
DR023B-37-E	15.6 (1.8)	3,700	1.4 (0.6)	9.5" (241)	5/16"-24****	1.1" (28)	0.3" (8.3)	15 (420)
DR023B-37-T	15.6 (1.8)	3,700	1.4 (0.6)	9.5" (241)	1/4"-28 *	1.1" (28)	0.3" (8.3)	15 (420)
DR023B-21-C	28.8 (3.2)	2,100	1.5 (0.7)	10" (254)	3/16" **	1.4" (36)	0.3" (8.3)	15 (420)
DR023B-21-E	28.8 (3.2)	2,100	1.5 (0.7)	10" (254)	5/16"-24****	1.1" (28)	0.3" (8.3)	15 (420)
DR023B-21-T	28.8 (3.2)	2,100	1.5 (0.7)	10" (254)	1/4"-28 *	1.1" (28)	0.3" (8.3)	15 (420)
DR023B-11-E	55.2 (6.2)	1,100	1.6 (0.7)	10" (254)	5/16"-24****	1.1" (28)	0.3" (8.3)	15 (420)
DR023B-11-T	55.2 (6.2)	1,100	1.6 (0.7)	10" (254)	1/4"-28 *	1.1" (28)	0.3" (8.3)	15 (420)
DR023B-5-C	106.8 (12)	500	1.5 (0.7)	10" (254)	3/16" **	1.4" (36)	0.3" (8.3)	15 (420)
DR023B-5-E	106.8 (12)	500	1.5 (0.7)	10" (254)	5/16"-24****	1.1" (28)	0.3" (8.3)	15 (420)
DR023B-5-T	106.8 (12)	500	1.5 (0.7)	10" (254)	1/4"-28 *	1.1" (28)	0.3" (8.3)	15 (420)

Series								
20	0.25 hp	78 dbA	1/4" NPT	5/16" (8 mm)	* 1/4"-28 Male Thread	** 9/32"-40 Male Thread	*** 3/8"-24 Female Thread	**** 5/16"-24 Female Thread

Air Production Drills

Angle

50 Series


Legendary performance with a well-deserved reputation for durability.


Features

- Stall Torque: 24 – 288 in-lbs (2.7 – 33 Nm)
- Speeds: 400 – 5,200 rpm
- High-performance motor delivers increased speed and power for fast, smooth hole drilling
- Complete selection of speeds and spindle options permits the proper match-up of tool to the application
- Excellent power-to-weight ratio gets the job done with less fatigue

Service and Accessories

Manuals:

 49999109

 49999303




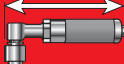




Accessories:







Suspension bail: 46472
Swivel air inlets, see page 186

Kits:

Service kit: 47756



Model	 in-lbs (Nm)	 rpm	 lbs (kg)	 in (mm)	 in (mm)	 in (mm)	 in (mm)	 cfm (L/min)
C LEVER START (90° CHUCK)								
DR051B-36-A	34.8 (4.0)	3,600	2.5 (1.1)	9.8" (249)	1/4" (6)	3.5" (89)	0.6" (15)	25 (720)
DR051B-36-B	34.8 (4.0)	3,600	2.5 (1.1)	9.8" (249)	3/8" (10)	3.5" (89)	0.6" (15)	25 (720)
DR051B-36-P	34.8 (4.0)	3,600	2.5 (1.1)	9.8" (249)	***	1.6" (41)	0.6" (15)	25 (720)
DR051B-28-A	44.4 (5.0)	2,800	2.5 (1.1)	9.8" (249)	1/4" (6)	3.5" (89)	0.6" (15)	25 (720)
DR051B-28-B	44.4 (5.0)	2,800	2.5 (1.1)	9.8" (249)	3/8" (10)	3.5" (89)	0.6" (15)	25 (720)
DR051B-28-P	44.4 (5.0)	2,800	2.5 (1.1)	9.8" (249)	***	1.6" (41)	0.6" (15)	25 (720)
DR051B-19-A	66 (7.5)	1,900	2.5 (1.1)	9.8" (249)	1/4" (6)	3.5" (89)	0.6" (15)	25 (720)
DR051B-19-B	66 (7.5)	1,900	2.5 (1.1)	9.8" (249)	3/8" (10)	3.5" (89)	0.6" (15)	25 (720)
DR051B-19-P	66 (7.5)	1,900	2.5 (1.1)	9.8" (249)	***	1.6" (41)	0.6" (15)	25 (720)
DR051B-11-A	117.6 (13)	1,100	2.8 (1.2)	10.4" (263)	1/4" (6)	3.5" (89)	0.6" (15)	25 (720)
DR051B-11-B	117.6 (13)	1,100	2.8 (1.2)	10.4" (263)	3/8" (10)	3.5" (89)	0.6" (15)	25 (720)
DR051B-11-P	117.6 (13)	1,100	2.8 (1.2)	10.4" (263)	***	1.6" (41)	0.6" (15)	25 (720)
DR051B-4-A	288 (33)	400	2.8 (1.2)	10.4" (263)	1/4" (6)	3.5" (89)	0.6" (15)	25 (720)
DR051B-4-B	288 (33)	400	2.8 (1.2)	10.4" (263)	3/8" (10)	3.5" (89)	0.6" (15)	25 (720)
DR051B-4-P	288 (33)	400	2.8 (1.2)	10.4" (263)	***	1.6" (41)	0.6" (15)	25 (720)
C LEVER START (90° SMALL ANGLE HEAD)								
DR053B-52-T	24.0 (2.7)	5,200	2.4 (1.1)	10.8" (274)	1/4"-28 *	1.1" (28)	0.3" (8.3)	25 (720)
DR053B-41-T	30.0 (3.4)	4,100	2.4 (1.1)	10.8" (274)	1/4"-28 *	1.1" (28)	0.3" (8.3)	25 (720)
DR053B-27-T	45.6 (5.2)	2,700	2.4 (1.1)	10.8" (274)	1/4"-28 *	1.1" (28)	0.3" (8.3)	25 (720)
C LEVER START (45° SMALL ANGLE HEAD)								
DA053B-52-T	24 (2.7)	5,200	2.4 (1.1)	11.2" (285)	1/4"-28 *	1.9" (48)	0.3" (8.3)	25 (720)
DA053B-41-T	30 (3.4)	4,100	2.4 (1.1)	11.2" (285)	1/4"-28 *	1.9" (48)	0.3" (8.3)	25 (720)
DA053B-27-T	45.6 (5.2)	2,700	2.4 (1.1)	11.2" (285)	1/4"-28 *	1.9" (48)	0.3" (8.3)	25 (720)

Series						
50	0.55 hp	78 dBa	1/4" NPT	5/16" (8 mm)	1/4"-28 Female Thread	3/8"-24 Male Thread

5 Series

Durability and performance are the hallmarks of these proven winners.

Features

- Stall Torque: 20 – 120 in-lbs (2.2 – 13.6 Nm)
- Speeds: 700 – 4800 rpm
- Power: 0.40 hp
- Small angle heads designed for close quarters drilling operations
- Excellent power-to-weight ratio gets the job done with less fatigue



5LK1B1

Service and Accessories

Manuals:

- 16572786
- 16572802

Accessories:

- Horizontal hanger: 6WS-366
- Piped away exhaust kit: 7L-K284
- Chuck: 6A-99

Kits:

- Tune-up kit: 5A/5L-TK1

Model	in-lbs (Nm)	rpm	lbs (kg)	in (mm)	in (mm)	in (mm)	in (mm)	cfm (L/min)
C LEVER START (90° CHUCK)								
5LL2A41	60.2 (6.8)	1,500	2.6 (1.2)	9.4" (239)	1/4" (6)	3.0" (75)	0.6" (15)	15 (420)
5LN2A43	120.4 (13.6)	700	3.5 (1.6)	10.2" (259)	3/8" (10)	3.6" (91)	0.6" (15)	15 (420)
C LEVER START (90° SMALL ANGLE HEAD)								
5LK1A1	31 (3.5)	3,000	2.19 (1.0)	9.8" (249)	1/4"-28 *	1.1" (28)	0.3" (8)	15 (420)
5LL1A1	40 (4.5)	2,200	2.19 (1.0)	9.8" (249)	1/4"-28 *	1.1" (28)	0.3" (8)	15 (420)
C LEVER START (45° SMALL ANGLE HEAD)								
5LH1B1	20 (2.2)	4,800	2.13 (1.0)	9.75" (248)	1/4"-28 *	-	0.3" (8)	15 (420)
5LK1B1	31 (3.5)	3,000	2.13 (1.0)	9.75" (248)	1/4"-28 *	-	0.3" (8)	15 (420)

Series					
5	0.40 hp	75 dBa	1/4" NPT	1/4" (6 mm)	1/4"-28 Female Thread

Air Production Drills

Angle

6 Series

Dependability and consistency have made the 6 Series drills a staple in many assembly environments.

Features

- Stall Torque: 23 – 320 in-lbs (2.6 – 36.2 Nm)
- Speeds: 400 – 6,000 rpm
- Power: 0.50 hp
- Small angle heads designed for close quarters drilling operations
- Excellent power-to-weight ratio gets the job done with less fatigue

Service and Accessories

Manuals:



P6784

Accessories:

Horizontal hanger: 6WS-366
Piped away exhaust kit: 7L-K284
Chuck: 6A-99



6LL2A42

Kits:

Tune-up kit: 6-DRILLS-TK1

	Max Nm	1 min.			Max.			
Model	in-lbs (Nm)	rpm	lbs (kg)	in (mm)	in (mm)	in (mm)	in (mm)	cfm (L/min)
C LEVER START (90° CHUCK)								
6LK2A41	64.6 (7.3)	2,000	2.8 (1.3)	9.5" (241)	1/4" (6)	3.0" (75)	0.5" (14)	20 (560)
6LL2A42	94.7 (10.7)	1,400	2.8 (1.3)	9.5" (242)	3/8" (10)	3.2" (81)	0.5" (14)	20 (560)
6LP3A43	192.1 (21.7)	600	3.7 (1.7)	10.6" (270)	3/8" (10)	3.9" (99)	0.7" (18)	20 (560)
6LR3A44	320.4 (36.2)	400	4.0 (1.8)	10.7" (272)	1/2" (13)	4.1" (105)	0.7" (18)	20 (560)
C LEVER START (90° SMALL ANGLE HEAD)								
6LH1A1	23 (2.6)	6,000	2.13 (0.95)	9.69" (246)	1/4"-28 *	1.1" (28)	0.3" (8)	20 (560)
6LJJ1A1	35 (4.0)	3,950	2.13 (0.95)	9.69" (246)	1/4"-28 *	1.1" (28)	0.3" (8)	20 (560)
6LK1A1	45 (5.1)	3,100	2.13 (0.95)	9.69" (246)	1/4"-28 *	1.1" (28)	0.3" (8)	20 (560)
6LL1A1	64 (7.3)	2,150	2.13 (0.95)	9.69" (246)	1/4"-28 *	1.1" (28)	0.3" (8)	20 (560)

Series					
6	0.51 hp	74 dBa	1/4" NPT	1/4" (6 mm)	* 1/4"-28 Female Thread

7 Series



Durability and performance are the hallmarks of these proven winners.

Features

- Stall Torque: 31 – 255 in-lbs (3.5 – 28.1 Nm)
- Speeds: 600 – 6,000 rpm
- Power: 0.75 hp
- Small angle heads designed for close-quarters drilling operations
- Excellent power-to-weight ratio gets the job done with less fatigue

Service and Accessories

Manuals:

-  16572794
-  16572174

Accessories:









- Horizontal hanger: 6WS-3P66
- Piped away exhaust kit: 7L-K284
- Chuck: 6A-99








7LN3A44

Kits:

- Tune-up kit: 7L-DRILLS-TK1

								
Model	in-lbs (Nm)	rpm	lbs (kg)	in (mm)	in (mm)	in (mm)	in (mm)	cfm (L/min)
C LEVER START (90° CHUCK)								
7LJ2A41	51 (5.6)	3,250	3.0 (1.36)	10.0" (254)	1/4" (6)	2.97" (75)	0.5" (14)	26 (736)
7LL3A42	112 (12.7)	1,550	3.44 (1.56)	10.38" (263)	3/8" (10)	3.66" (93)	0.7" (18)	26 (736)
7LM3A43	170 (18.7)	900	3.9 (1.8)	11.1" (281)	3/8" (10)	3.9" (99)	0.7" (18)	26 (736)
7LN3A44	255 (28.1)	600	4.2 (1.9)	11.1" (281)	1/2" (13)	4.1" (105)	0.7" (18)	26 (736)
C LEVER START (90° SMALL ANGLE HEAD)								
7LH1A1	31 (3.5)	6,000	2.25 (1.02)	10.38" (263)	1/4"-28 *	1.1" (28)	0.3" (8)	26 (736)
7LJ1A1	40 (4.5)	4,800	2.25 (1.02)	10.38" (263)	1/4"-28 *	1.1" (28)	0.3" (8)	26 (736)
7LK1A1	57 (6.4)	3,200	2.25 (1.02)	10.38" (263)	1/4"-28 *	1.1" (28)	0.3" (8)	26 (736)

Series					
7	0.75 hp	81dBa	1/4" NPT	1/4" (6 mm)	1/4"-28 Female Thread