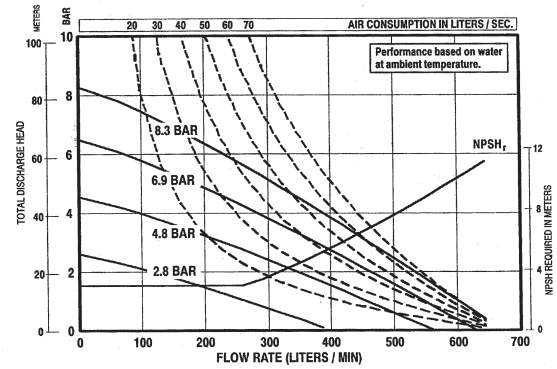
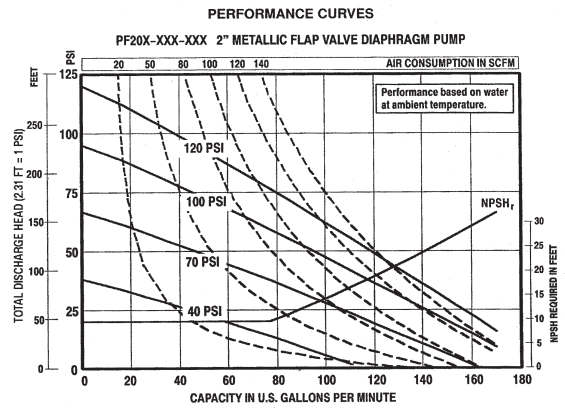


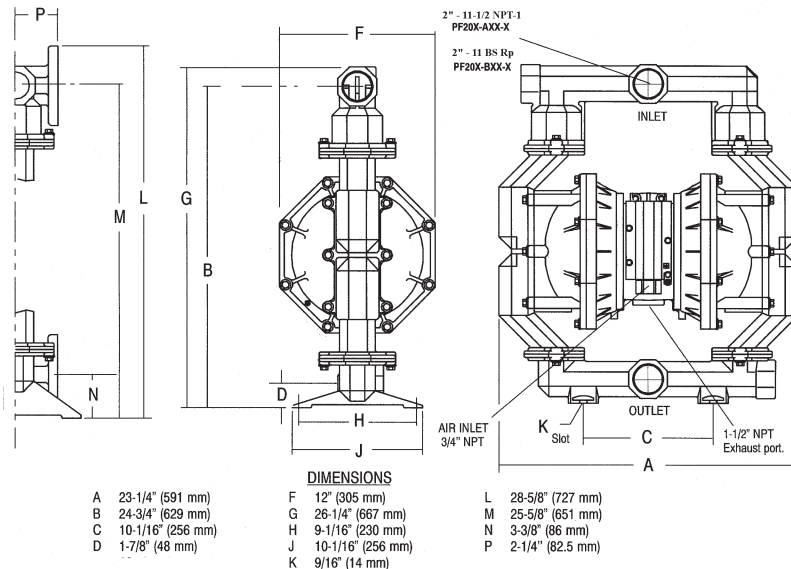
Performance Specifications

RATIO:	1:1
MAX. G.P.M. (LPM):	170 (644)
DISPLACEMENT GALLONS (Liters) PER CYCLE:	1.4 (5.3)
AIR INLET:	3/4" NPTF (f)
AIR EXHAUST:	1-1/2" X 11 NPTF (f)
FLUID INLET:	2" NPTF (f), BSP (f), or Flange
FLUID OUTLET:	2" NPTF (f), BSP (f), or Flange
MAX. OP. PRESSURE PSI (bar):	120 (8.3)
PASS SOLIDS MAX. DIA. IN. (mm):	2" (50mm) Semi Solids
WEIGHT LBS. (Kgs.):	74 (34) Aluminum, 161 (73) Cast Iron 188 (85) Stainless Steel (Note: add 34 lbs.(15 kg) for Stainless or Cast Iron Air Motor)
MAX. DRY SUCTION LIFT:	19 ft. (Rubber fitted)



Dimensional Data

Air Motor Muffler **Now** Included! (Muffler Dimensions Not Shown)



Accessories

Recommended Filter-Regulator
(See Page 38)

Filter / Regulator: P29241-610

For complete airline connection kit, see page 34, item "B".
Pulsation Dampener, see page 25.



P29241-610

For Diaphragm Pump Accessories see pages 34-36.

For recommended key models, refer to the ARO diaphragm pump price book (Form 2240-2). If the specific model you seek is not in the price book, consult the factory for further selection assistance.

Ordering

Best Selling Models | PF20A-AAP-SAA, PF20A-ASS-SAA, PF20A-AAP-SUA, PF20C-ASS-SAA, PF20A-ACP-SAA, PF20C-ASS-SVT

Base Model	Center Section	Port	Wetted End	Hardware	Seat Material	Flap/Diaphragm
P F 2 0	X	X	X	X	X	X
2" Pump	A Aluminum C Cast Iron S 316 St. Steel	A NPT B BSP	P Plated Steel S Stainless Steel	A Aluminum C Cast Iron S 316 St. Steel	AA EPR/Santoprene GG Nitrile/Nitrile UA Polyurethane/Santoprene VT Viton/Teflon	

NOTE: Side Port option not available on Stainless Steel Models.