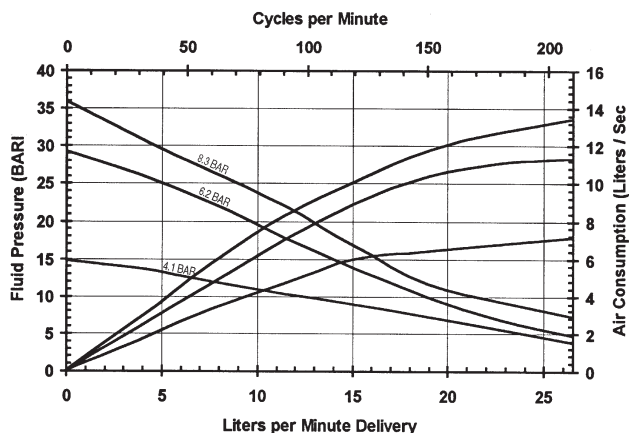
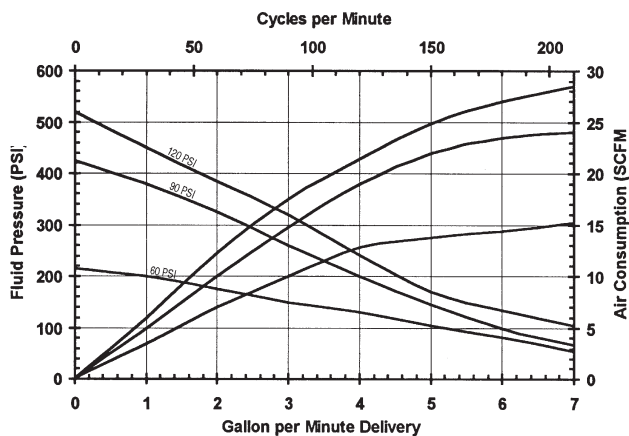
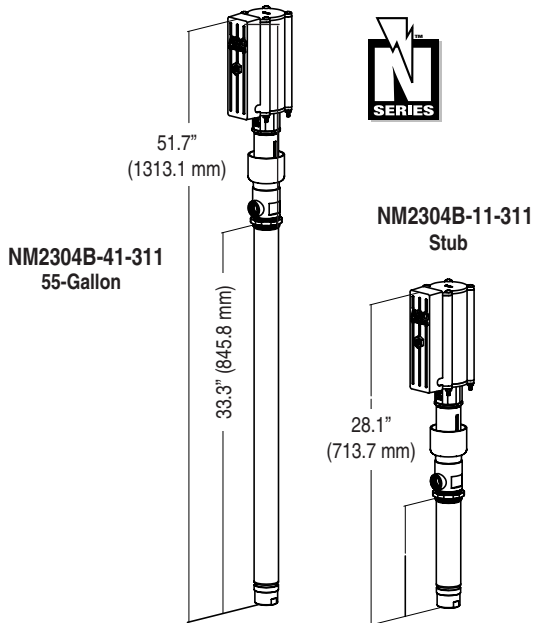


Performance Specifications

AIR INLET PRESSURE RANGE:	150 (10.2 bar)
FLUID PRESSURE RANGE:	120-600 PSI (8.1-40.8 bar)
MAX. REC'D CYCLES PER MINUTE:	120
DISPLACEMENT In ³ (cm ³) PER CYCLE:	8.2 (134.3)
CYCLES PER GALLON (LITER):	28 (7.4)
FLOW @ 120 CYCLES PER MINUTE:	4.2-GPM (15.8-lpm)
NOISE LEVEL @ 100 PSI:	85 db(A)
LOWER PUMP MATERIAL:	316 Stainless Steel
PLUNGER MATERIAL:	316 Stainless Steel
CYLINDER MATERIAL:	Stainless Steel
AIR MOTOR:	66913
MOTOR REPAIR KIT:	637316
MOTOR DIAMETER:	3" (7.6 cm)
STROKE:	3" (7.6 cm)
AIR INLET:	1/4" - 18 NPT(F)
LOWER PUMP SERIES:	65108 (NM2304B-11-311) 65106 (NM2304B-41-311)
LOWER PUMP REPAIR KIT:	637010 for NM2304B-X1-311
MATERIAL INLET:	1-1/4" NPT(F)
MATERIAL OUTLET:	3/4" NPT (F)
WEIGHT LBS. (Kgs.):	NM2304B-11 = 32 (14.5) NM2304B-41 = 46 (20.9)
2" BUNG ADAPTER:	Included



Dimensional Data



Accessories

- AIR F/R: P29122-600
- Wall Mount: 61113
- Wet Sol: 66333-B
- Siphon Hose: 67140-1 (5-Gallon)
67140-2 (55-Gallon)

See Page 35 for Piston Pump accessories



P29122-600

Ordering

Base Model
Type
Packings

N
M
2
3
0
4
B
-
X
1
-
X
1
X

1 Stub (Wall Mount)
4 55-Gallon (205 Liters)

311- Glass Filled Teflon
C1B- UHMW-PE/Ultra Coat Ceramic*
31B- Teflon/Ultra Coat Ceramic*

*Ultra-Coat option available on stub-type pumps only