



Chicago Pneumatic



IndustrialTools

People. Passion. Performance.

Our History

Decades of innovation

- 1901** First single-valve pneumatic hammer
- 1904** First electric tools and railway speed recorder
- 1910** Quarry drills
- 1911** Engines for cars and trucks
- 1912** Simplate valve
- 1912** Two-cycle semi-diesel engine for compressors
- 1925** Rotary oil-well drilling equipment
- 1925** Engine manufacturing
- 1939** First impact wrench
- 1943** "Rosie the Riveter" appears in this "We Can Do It" image and on Norman Rockwell's famous Saturday Evening Post cover, holding a Chicago Pneumatic riveting hammer on her lap
- 1957** Portable broach puller, construction impact wrenches
- 1960's** Tools customized for Boeing 737 and 747, Lockheed L1011 and C5A, Douglas DC-10, new Concorde
- 1971** Crimpnut tool - a breakthrough in critical joints for vehicle assembly
- 1970's** Patented two-jaw clutch for impact wrenches
- 1981** CP341 pneudraulic riveter
- 1990** CP789H reversible drill, CP828H ratchet, CP854 angle grinders
- 90's** Hundreds of application specific products for construction, demolition, vehicle maintenance, heavy equipment maintenance, manufacturing and other industries
- 2000** Governed, oil-free grinders
- 2007** Magnesium & composite impact wrenches
- 2010** New Chicago Pneumatic "Red & Black" product design
- 2011** Patented ergonomic handle-design for impact wrenches
- 2012** New Brand Promise: People. Passion. Performance.

Founded over 110 years ago, Chicago Pneumatic has a strong history of constantly looking for new ways to meet your needs, today and tomorrow.

Way back in 1889 John W. Duntley realized that construction workers in particular had a need for many tools that weren't yet available. He founded Chicago Pneumatic Tool Company and set out on a lifelong mission to provide all types of industries and companies the tools necessary for their success.

Over the years Duntley grew the company through product innovation, always insisting on **product quality and reliability**. The name Chicago Pneumatic became known and appreciated by workers around the world for durable, reliable tools that made tough jobs easier and were designed to meet specific needs.

Today, Chicago Pneumatic is a global brand that offers products for almost every industry and countless applications. We're proud to say Chicago Pneumatic still stands for reliability, durability and customer value.

Building on success

From production to maintenance or repair work, your experience of our tools, compressors, and construction equipment is key to our product development and continued success. **It is our mission to keep you productive at all times.**



CP Classic Impact Wrench



New CP7748



Our Mission

Our focus on your industry

Chicago Pneumatic Tools offers hundreds of quality air tools designed for a wide range of maintenance and production applications: impact wrenches, ratchet wrenches, screwdrivers, drills, grinders, sanders and polishers, percussive and cutting tools, and a whole lot more.

Based on decades of expertise in providing the right tools, compressors or construction equipment for the toughest demands, we understand the needs of the professionals from general industrial maintenance to manufacturing and heavy production.

A clear and ambitious strategy

Chicago Pneumatic is delivering best-in class global and local support to customers through large product portfolio availability and a strong network of authorized distributors.

CP Tools' offer:

- Large range of tools and accessories
- Stock availability
- Constant products and services development
- Certified quality testing for enhanced performance and durability
- Competitive pricing strategy

People. Passion. Performance.

- Tools and technology training
- Fast support for sales, maintenance and servicing
- Air solution expertise for superior quality, ergonomics and productivity
- Committed to the customers

Proud of our people and values

Chicago Pneumatic Tools is 100% partnering with distributors to ensure local and fast support to the end-users. Our people and partners are trained about the latest air tools technology in order to be the best tool-adviser for the end-user. We bring added value in always targeting to deliver the best choice for each application.

Chicago Pneumatic Tools is part of a large organization that encompasses several other product lines dedicated to professionals. CP can be also a partner of choice for **your compressor needs** and for **construction/demolition tools**. All are built to withstand tough conditions.



www.youtube.com/CPCHANNELS



www.linkedin.com/company/chicago-pneumatic



Check out your nearest contact
at www.cp.com



From General to Heavy Duty Maintenance Operations

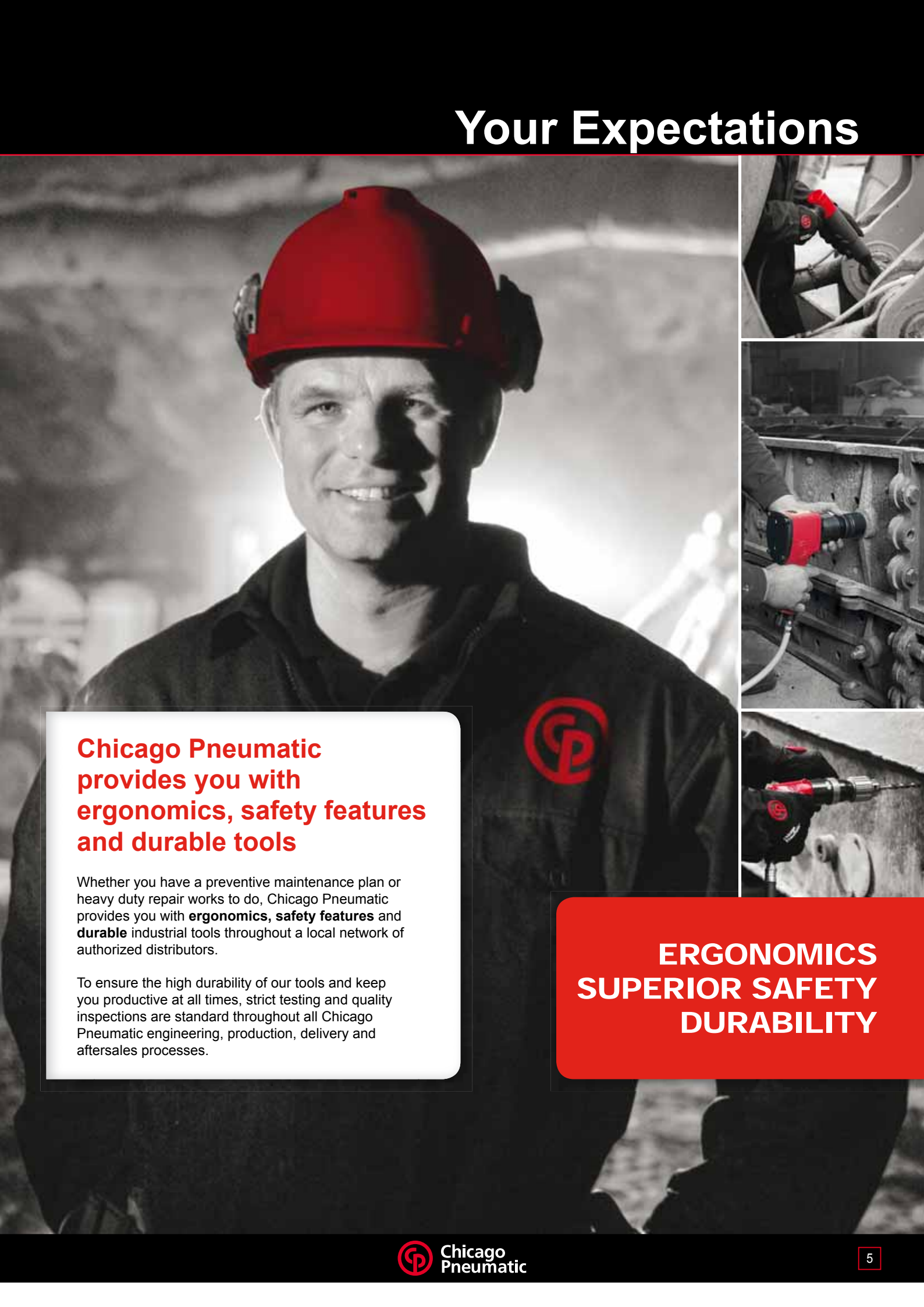
Few things matter more than
operational productivity

Whether you maintain a fleet of heavy machines
or are in charge of the maintenance and repair
of factory equipment, you fight daily for reducing
operational downtimes.

Chicago Pneumatic helps you to get the job done
with a wide range of **versatile, robust** and **user-
friendly** tools. To meet your specific needs, we offer
a complete portfolio of reliable air tools, original spare
parts and accessories with guaranteed quality.

VERSATILITY
ROBUSTNESS
EASY TO USE

Your Expectations



Chicago Pneumatic provides you with ergonomics, safety features and durable tools

Whether you have a preventive maintenance plan or heavy duty repair works to do, Chicago Pneumatic provides you with **ergonomics, safety features** and **durable** industrial tools throughout a local network of authorized distributors.

To ensure the high durability of our tools and keep you productive at all times, strict testing and quality inspections are standard throughout all Chicago Pneumatic engineering, production, delivery and aftersales processes.

ERGONOMICS
SUPERIOR SAFETY
DURABILITY



From Light Manufacturing to Heavy Production

Chicago Pneumatic offers a large range of high-quality air tools

Chicago Pneumatic offers one of the most extensive range of industrial grinders and percussive tools on the market. Our portfolio also includes renowned field proven impact wrenches, from the most ergonomic $\frac{1}{2}$ " impact to the super industrial models for heavy duty bolting and industrial assembly work. We deliver high-precision drills and high-speed fasteners, as well as a dedicated selection of specialty tools.


EFFICIENCY
ACCURACY
WIDE PORTFOLIO

Your Expectations

Proven technology, sturdy materials and smart designs

Reliable performance and safety are key drivers for all our industrial products development. Whether it's the use of reinforced materials and motor structures, ergonomic designs, or easy-to-use controls for more accuracy, it all contributes to a **safe and efficient product** that gets your productivity at the top, no matter how tough the conditions.

It is simple, really. You have work to do, customers to serve. Chicago Pneumatic is there to help you get the job done, without compromise.



PRODUCTIVITY
ERGONOMICS
RELIABILITY

Our Expertise

Engineered for demanding applications

Chicago Pneumatic provides tools designed and constructed to meet the rugged demands of your industry!



Skidmore Bench test



Sound test



Strict testing and quality inspections

To ensure and guarantee long life performance, many strict testing and quality inspections are conducted throughout the design, production, and assembly stages.

Assembly control



Customer satisfaction

At Chicago Pneumatic, quality is priority! We are constantly optimizing our products to offer you the right tool for your toughest applications. All products are thoroughly tested in the CP Technocenter to pass EC certification according to ISO Standards.



Contents

Bolting

Accessories & kits p. 30-31, sockets p. 32-33



11

Fastening

Accessories & kits, dimensions p. 44-45



35

Grinding

Die grinders p. 49-59, accessories & kits, dimensions p. 60-63
Angle grinders p. 64-75, accessories & kits, dimensions p. 76-81



47

Finishing

Accessories & kits, dimensions p. 98-105



83

Drilling

Accessories, dimensions p. 114



107

Chipping

Accessories & kits, dimensions p. 126-132



115

Specialty Tools

Saws, Shears, Riveters, High Speed Cutters, Air files, Caulking gun,
Nibblers, Tire Buffer, Engraving Pens



133

Air Line Accessories

Hoses, Couplings, Lubrication, Balancers



141

Compressors



165

Index - Safety Instructions - Conversion Table

168

Catalog Guide



The "Unique Features" logo is used throughout this catalog to identify tools which are unmatched on the market today. By choosing a "Unique Features" tool you can be sure that you will get the ultimate performance, features or ergonomic design available from CP.



The Classic Range

The Classic logo is designated throughout this catalog for tools which have been getting the job done for many years. For decades, these tools feature durability and authentic styling which has made these legendary among mechanics. CP Classic tools include a **two year warranty** when registered online.



Limited 2-year warranty extension **REQUIRES** registration of each tool on the CP website within 4 weeks of the original purchase date. Visit www.cp.com/classic for more info.



Features & benefits
Main product features, & how they help the operator

CP parts and genuine accessories
found on last page of each section

Table of characteristics
find part number for ordering

Color-coded tabs
Quickly find product categories

New product focus with QR code

Similar product(s) in the range

QR codes



CP now enhances additional user interaction in their catalogs. On most pages, QR codes let you extend your reading and get more information about our products in seconds. Flash them with your smartphone and enjoy!

Spares and accessories



Original CP parts and genuine accessories are available for your CP tools. Follow these symbols to find the dedicated spare kit and accessories selection listed at the end of each product section.



Watch our videos!



To learn more about the new CP tool, we invite you to visit our Youtube video channel. Have fun watching our videos on www.youtube.com/CPCHANNELS

Actual products may differ from photographs throughout this catalog.

Bolting

UNIQUE FEATURES
See the unique features of CP7759Q page 20



Impact Wrenches

An impact wrench delivers a series of rotary blows to a fastener, producing torque. The advantages of impact wrenches are the high power-to-weight ratio, fast rundown, and limited torque reaction to the operator.

Ratchet Wrenches

For bolting applications in tight and difficult to access areas, CP offers you a range of ratchet wrenches with various square drive sizes up to 90 ft-lbs (122Nm).

How to select your bolting tool?

Choose your Handle



Pistol (P)



D Handle Inside Trigger (D I T)



D Handle Outside Trigger (D O T)

Step 1

Applications

- ▶ Materials
- ▶ Joint types
- ▶ Bolt Ø & Grade
- ▶ Torque
- ▶ Duty

Step 2

Sockets

- ▶ Type
- ▶ Size
- ▶ Access

Step 3

Tools

- ▶ Clutch type
- ▶ Handle type
- ▶ Square drive & socket retainer
- ▶ Torque

Choose your clutch



DYNA-PACT (Pin clutch): Excellent on hard joints with smooth operation.



Twin Hammer: (Double Dog): All around clutch with a high ultimate torque and high power/weight ratio.



Rocking dog: (Pinless or double): Good on very soft joints providing high speed rundown.



2-Jaw: "Never-ending" ultimate torques. Excellent either on soft or on hard joints.

Under optimal conditions of the air line network and its connections, tightening and loosening should take place within 4 seconds for increased durability of your tool. If this is not the case, a selection of a higher-performance product is recommended.

Choose your retainer

A wide selection of retainers provides from versatility to safety for every type of application - all with power, speed and comfort.

VERSATILITY



Quick Change for screwdriver bits or bits sockets



Friction Ring for rapid socket change



Dual (Hole + Friction) for versatility



Pin Retainer for dedicated applications

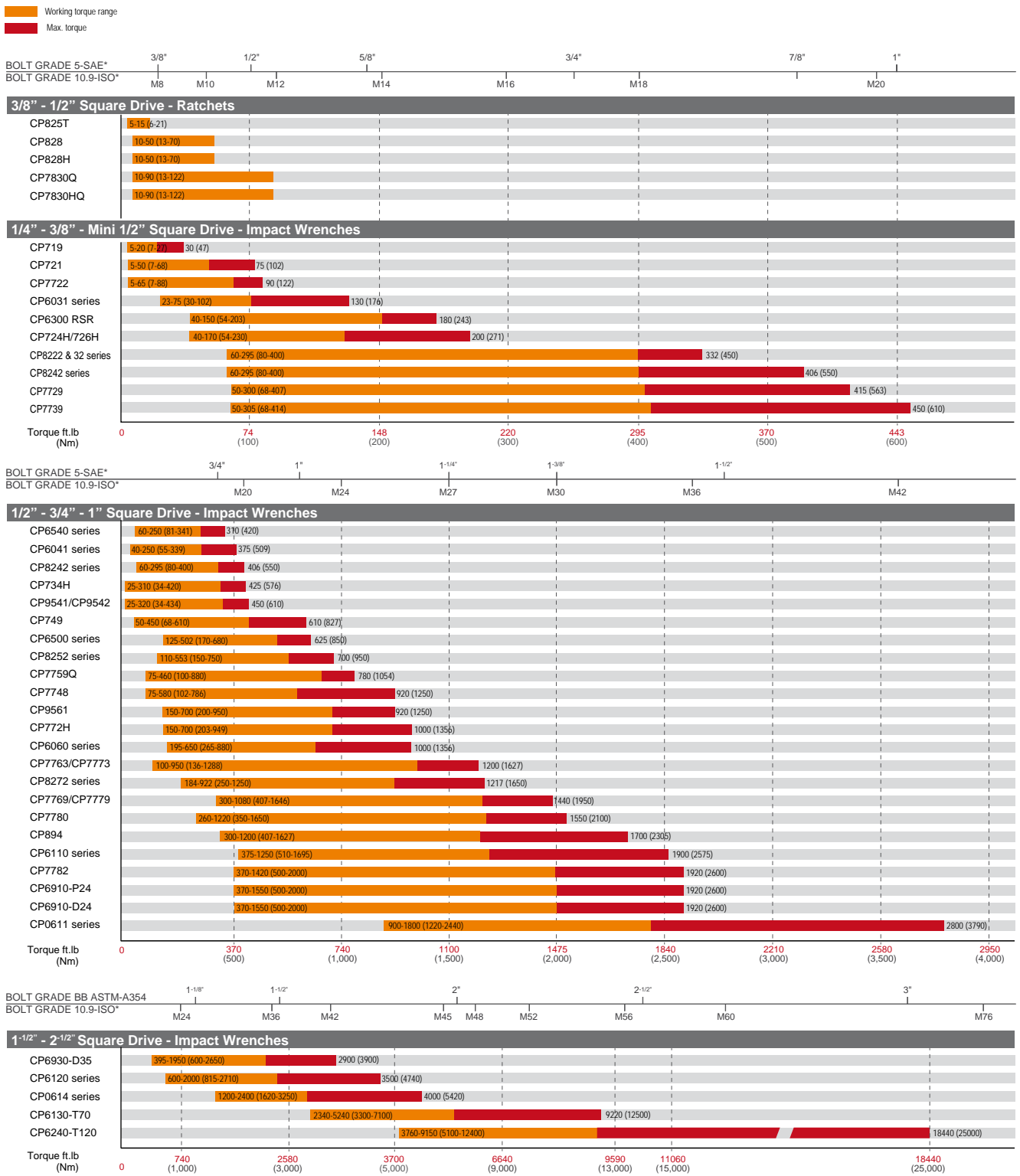


Hole for pin o-ring type retention



Integral Spline with integral push button retainer

SAFETY



* The above estimated bolt grades recommendations are only offered as a guide. Use of its content by anyone is the sole responsibility of that person and they assume all risk. Due to many variables that affect the torque-tension relationship like human error, surface texture, and lubrication the only way to determine the correct torque is through experimentation under actual joint and assembly conditions. Please, contact your CP contact for a live demonstration.

CP825T



SMALL & DURABLE

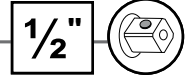
FEATURES

- 3/8" stubby ratchet
- Progressive tease throttle
- Small ratchet, only 6.5" (165 mm) long
- Convenient forward and reverse button

BENEFITS

- Ratchets for General Maintenance ideal for tight access applications
- Compact and lightweight

CP828H



CP828

Same features as CP828H with 3/8" Square Drive

DURABLE, GREASE FITTING ON THE REVERSE BUTTON

FEATURES

- 1/2" standard ratchet
- Features CP's patented TriSpring anti-slip head design
- Grease fitting on the reverse lever

BENEFITS

- Ratchets for General Maintenance with excellent durability
- Great power up to 50 ft.lbs (70 Nm)

CP7830HQ



CP7830Q

Same features as CP7830HQ with 3/8" square drive

POWERFUL, COMFORTABLE & DURABLE

FEATURES

- 1/2" high power ratchet
- Adjustable side exhaust, low noise
- Progressive tease throttle
- Highest torque on the market: 90 ft.lbs (122 Nm)
- Grease fitting on the reverse button
- Sturdy aluminum alloy head
- Features CP's patented TriSpring anti-slip head design with protective head cover

BENEFITS

- Ratchet for General Maintenance applications
- High torque & durable
- Light weight and well balanced tool



CP7830HQ



See accessories on pages 31 to 34

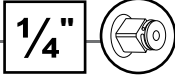
MODEL	PART NUMBER	DRIVE	FREE SPEED		WORKING TORQUE (FW)		MAX TORQUE (FW)		NET WEIGHT		LENGTH		AIR CONS @FREE SPEED		VIBRATION LEVEL ISO 28927 (M/S2)		SOUND PRESS. ISO 15744 - db(a)	SOUND POWER	AIR INLET
			in.	rpm	ft.lb	Nm	ft.lb	Nm	lb	kg	in.	mm	cfm	l/s	a	k			
CP828H	T022970	1/2"	150	10-50	13-70	50	70	2.4	1.1	10.0	254	15	7.1	3.2	1.3	97	108	1/4	
CP828	T022708	3/8"	150	10-50	13-70	50	70	2.4	1.1	10.0	254	15	7.1	3.2	1.3	97	108	1/4	
CP825T	T023190	3/8"	200	5-15	6-21	15	21	1.9	0.9	6.5	165	11	5.1	3.0	1.2	87	98	1/4	
CP7830Q	894 107 8306	3/8"	190	10-90	13-122	90	122	2.7	1.2	12.0	305	21	8.7	4.1	1.4	85	96	1/4	
CP7830HQ	894 107 8308	1/2"	190	10-90	13-122	90	122	2.7	1.2	12.0	305	21	8.7	4.1	1.4	85	96	1/4	

All models: Hose int. 3/8" (9.5mm) - @90 PSI (@6.3 Bar)

Listed specifications are for reference only. Please check documents in each tool or on www.cp.com

Bolting

CP719



COMPACT & FAST

FEATURES

- 1/4" impact wrench with Ring retainer
- DYNA-PACT mechanism (Pin clutch) in oil bath
- Fast with 7,000 rpm and high number of blow/min.
- One-handed reverse with power regulator integrated

CP719QC

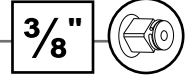


Same features as CP719 with 1/4" Hex Quick change

BENEFITS

- Compact & light weight for General Maintenance on tight spots
- Lightweight for operator comfort
- Ideal for small fasteners, such as light assembly and repair work

CP721



DURABILITY & PERFORMANCE

FEATURES

- 3/8" impact wrench
- Rocking dog clutch in oil bath
- Built-in power regulator
- ergonomic handle

BENEFITS

- Smooth operation and good durability
- Comfort and compact for easy access
- Great tool for soft joints in general maintenance

CP7722



COMPACT FOR EASIER ACCESS

FEATURES

- 3/8" butterfly impact wrench
- for general maintenance
- Butterfly forward/reverse throttle
- Rocking dog clutch for smooth operations and durability
- 4 positive power settings
- 360° air inlet swivel

BENEFITS

- Perfect for assembly/dissassembly operation with limited access areas or vertical tightenings
- Comfort and smooth operation thanks to the clutch benefits
- Excellent maneuverability with the 360° swivel air inlet
- and light weight
- Ideal for the general maintenance of small engines, compressors, generators, ...



CP719



See accessories on pages 30 to 34

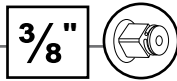
MODEL	PART NUMBER	DRIVE		BLOWS PER MIN	FREE SPEED	WORKING TORQUE (FW)		MAX TORQUE (REV)		NET WEIGHT		LENGTH		AIR CONS. @LOAD		VIBRATION LEVEL ISO 28927 (m/s ²)		SOUND PRESS.	SOUND POWER	AIR INLET
		in.	bpm	rpm	ft.lb	Nm	ft.lb	Nm	lb	kg	in.	mm	cfm	l/s	a	K	ISO 15744 - dB(A)	in.		
CP719	T025366	1/4"	2,100	7,000	5-20	7-27	30	47	2.5	1.1	4.5	114	8.0	3.8	2.7	1.3	88	99	1/4	
CP719QC	T025367	1/4" Hex.	2,100	7,000	5-20	7-27	30	47	2.5	1.1	4.5	114	8.0	3.8	2.7	1.3	88	99	1/4	
CP721	T021963	3/8"	1,620	11,000	5-50	7-68	75	102	2.6	1.2	5.8	146	10.0	4.7	4.7	3.3	87	98	1/4	
CP7722	894 107 7220	3/8"	1,400	9,500	5-65	7-88	90	122	2.1	1.0	6.3	160	13.0	6.0	4	1.4	97	108	1/4	

All models: Hose int. 3/8" (9.5mm) - @90 PSI (@6.3 Bar)

Listed specifications are for reference only. Please check documents in each tool or on www.cp.com

1/4" - 3/8" - mini 1/2" Impact Wrenches

CP724H



HIGH TORQUE IN SMALL PACKAGE

FEATURES

- 3/8" impact wrench
- for general maintenance with ring retainer
- DYNA-PACT (Pin clutch) with oil bath
- One-handed reverse button with 4 positive power settings
- Compact and ergonomic with rubber grip
- Through handle air exhaust and 360° air inlet swivel

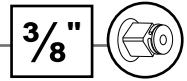
CP726H

Same features as CP724H with 1/2" Square Drive

BENEFITS

- General Maintenance
- Clutch delivers smooth and comfortable operation
- Robust housing and oil bath clutch provide durability
- Versatile tool ideal for all general repairs and maintenance applications

CP6300 RSR



POWERFUL, LIGHTWEIGHT & DURABLE 3/8" FOR INDUSTRIAL APPLICATIONS

FEATURES

- 3/8" Heavy-duty impact wrench
- Powerful Single Dog clutch
- Perfect control with a 4-positions regulator
- Aluminum body & steel clutch housing
- Rubber grip & Teasing trigger

BENEFITS

- Industrial Maintenance & Production
- Durable housing for versatile applications
- Powerful torque delivery
- Compact and lightweight for operator comfort
- Easy to service



CP6031 HABAD

CP6031 HABAD



THE MOST RELIABLE 3/8" FOR INTENSIVE APPLICATIONS

FEATURES

- 3/8" super industrial impact wrench
- Reliable 2-jaw clutch oil bath
- Durable aluminum body & indestructible steel clutch housing
- Full Teasing (inside) trigger with durable reverse
- Compact 3-part construction & easy maintenance
- Pin-type socket retainer

CP6031 HABAK

Same features as CP6031 HABAD with 1/2" Square Drive

BENEFITS

- Extreme durability for very intensive & repetitive assembly lines
- Comfortable operation thanks the smooth clutch mechanism
- Ideal for very demanding industries as industrial maintenance and production



See accessories on pages 30 to 34

MODEL	PART NUMBER	DRIVE	BLOWS	FREE	WORKING TORQUE		MAX TORQUE		NET WEIGHT		LENGTH		AIR CONS.		VIBRATION LEVEL		SOUND PRESS.	SOUND POWER	AIR INLET
			PER MIN	SPEED	(FW)	(REV)	lb	kg	in.	mm	@LOAD	ISO 28927 (m/s ²)							
		in.	bpm	rpm	ft.lb	Nm	ft.lb	Nm	lb	kg	in.	mm	cfm	l/s	a	K	ISO 15744 - dB(A)		in.
CP724H	894 100 7240	3/8"	1,680	8,500	40-170	54-230	200	271	3.1	1.4	6.0	152	12.0	5.7	3.4	1.7	93	104	1/4
CP726H	894 100 7260	1/2"	1,680	8,500	40-170	54-230	200	271	3.1	1.4	6.0	152	12.0	5.7	3.1	1.6	93	104	1/4
CP6031 HABAD	T021887	3/8"	2,200	10,000	23-75	30-102	130	176	3.3	1.5	5.6	143	25.0	12.0	7.4	4.9	88	99	1/4
CP6031 HABAK	T021884	1/2"	2,200	10,000	23-75	30-102	130	176	3.3	1.5	5.6	143	25.0	12.0	7.4	4.9	88	99	1/4
CP6300 RSR	T025285	3/8"	1,800	6,800	40-150	54-203	180	243	3.5	1.6	6.0	152	14.0	6.6	5	1.6	90	101	1/4

All models: Hose int. 3/8" (9.5mm) - @90 PSI (@6.3 Bar)

Listed specifications are for reference only. Please check documents in each tool or on www.cp.com

Bolting

CP8222-P

3/8"



COMFORTABLE, ROBUST & COMPACT

FEATURES

- 3/8" compact impact with pin retainer
- Powerful & durable twin hammer clutch
- Composite body and aluminum clutch housing
- 3 power settings in forward & full power in reverse
- Protective cover & suspension bail
- Progressive trigger & Rubber grip

BENEFITS

- Very low noise, very limited vibration and lightweight for operator comfort
- Powerful but easy to control for assembly/dissassembly operations
- Compact for easy access on tight spots
- Durable and reliable impact for Industrial Maintenance and Production applications



CP8222-P

CP8222-R

Same features as CP8222-P with ring retainer



CP8232-QC

Similar features as CP8222-R with 7/16" Hex Quick Change



CP7729

3/8"



BALANCE & POWER

FEATURES

- 3/8" compact impact wrench for general maintenance
- Twin hammer clutch
- Composite handle and magnesium clutch housing
- S2S technology and 3 positive power settings
- Full teasing trigger

CP7739

Similar features as CP7729 in Mini 1/2"

BENEFITS

- The most powerful 3/8" of its class for general maintenance
- Maximize operator comfort with an extremely light and well balanced design
- Most convenient and unique reverse technology in the market



CP8222-P

See accessories on pages 30 to 34

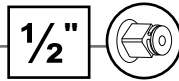
MODEL	PART NUMBER	DRIVE	BLOWS PER MIN	FREE SPEED	WORKING TORQUE (FW)		MAX TORQUE (REV)		NET WEIGHT		LENGTH		AIR CONS. @LOAD		VIBRATION LEVEL ISO 28927 (m/s ²)		SOUND PRESS.	SOUND POWER	AIR INLET
			in.	bpm	rpm	ft.lb	Nm	ft.lb	Nm	lb	kg	in.	mm	cfm	l/s	a	K	ISO 15744 - dB(A)	in.
CP7729	894 107 7290	3/8"	1,700	9,400	50-300	68-407	415	563	2.8	1.3	6.4	163	20.0	9.4	6.4	1.9	91	102	1/4
CP7739	894 107 7390	1/2"	1,700	9,900	50-305	68-414	450	610	2.8	1.2	6.4	163	20.0	9.4	6.9	2.5	92	103	1/4
CP8222-P	615 159 0180	3/8"	1,250	11,500	60-295	80-400	332	450	2.6	1.2	7.0	177	21.2	10.0	5.8	2.4	89	100	1/4
CP8222-R	615 159 0230	3/8"	1,250	11,500	60-295	80-400	332	450	2.6	1.2	7.0	177	21.2	10.0	5.8	2.4	89	100	1/4
CP8232-QC	615 159 0190	7/16" Hex.	1,250	11,500	60-295	80-400	332	450	3.1	1.4	7.0	177	21.2	10.0	6.6	3.2	89	100	1/4

All models: Hose int. 3/8" (9.5mm) - @90 PSI (@6.3 Bar)

Listed specifications are for reference only. Please check documents in each tool or on www.cp.com

3/8" - 1/2" Composite Impact Wrenches

CP8242-R



COMFORTABLE, ROBUST & COMPACT

FEATURES

- 1/2" compact impact with ring retainer
- Powerful & durable twin hammer clutch
- Composite body and aluminum clutch housing
- 3 power settings in forward & full power in reverse
- Protective cover & suspension bail
- Progressive trigger & Rubber grip

CP8242-P

Same features as CP8242-R with pin socket retainer

BENEFITS

- Very low noise, very limited vibration and lightweight for operator comfort
- Powerful but easy to control for assembly/dissassembly operations
- Compact for easy access on tight spots
- Durable and reliable impact for Industrial Maintenance and Production applications



CP8252-P

CP8252-P



COMFORTABLE, ROBUST & VERSATILE

FEATURES

- 1/2" impact with ring retainer
- Powerful & durable twin hammer clutch
- Composite body and aluminum clutch housing
- 3 power settings in forward & full power in reverse
- Protective cover & suspension bail
- Progressive trigger & Rubber grip

BENEFITS

- Very low noise level, limited vibration and lightweight for operator comfort
- Powerful and easy to control for precise assembly jobs
- Durable and reliable impact for Industrial Maintenance and Production applications
- Multi-purpose tool for a large variety of applications



CP8252-P

CP8252-R

Same features as CP8252-P with ring socket retainer



See accessories on pages 30 to 34

MODEL	PART NUMBER	DRIVE	BLOWS PER MIN	FREE SPEED	WORKING TORQUE (FW)		MAX TORQUE (REV)		NET WEIGHT		LENGTH		AIR CONS. @LOAD	VIBRATION LEVEL ISO 28927 (m/s ²)		SOUND PRESS.	SOUND POWER	AIR INLET	
		in.	bpm	rpm	ft.lb	Nm	ft.lb	Nm	lb	kg	in.	mm	cfm	l/s	a	K	ISO 15744 - dB(A)	in.	
CP8242-P	615 159 0200	1/2"	1,250	11,500	59-295	80-400	406	550	2.6	1.2	7.0	177	21.2	10.0	6.6	3.2	89	100	1/4
CP8242-R	615 159 0240	1/2"	1,250	11,500	59-295	80-400	406	550	2.6	1.2	7.0	177	21.2	10.0	6.6	3.2	89	100	1/4
CP8252-P	615 159 0210	1/2"	1,400	9,000	110-553	150-750	700	950	4.4	2.0	7.9	200	25.4	12.0	8.8	3.6	94	105	1/4
CP8252-R	615 159 0250	1/2"	1,400	9,000	110-553	150-750	700	950	4.4	2.0	7.9	200	25.4	12.0	8.8	3.6	94	105	1/4

All models: Hose int. 3/8" (9.5mm) - @90 PSI (@6.3 Bar)

Listed specifications are for reference only. Please check documents in each tool or on www.cp.com

Bolting

CP734H



THE "CLASSIC" REFERENCE FOR 1/2" IMPACT TOOLS

FEATURES

- 1/2" impact wrench for general maintenance with ring retainer
- DYNA-PACT (Pin clutch) with oil bath
- One-handed reverse button with 4 positive power settings
- Compact and ergonomic with rubber grip
- Through handle air exhaust and 360° air inlet swivel

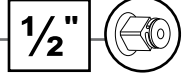
CP734H Kits

Metric or Imperial
See detail on page 30

BENEFITS

- General Maintenance
- Clutch delivers smooth and comfortable operation
- Robust housing and oil bath clutch provide durability
- Versatile tool ideal for all general repairs and maintenance applications

CP749



RELIABLE & RUGGED

FEATURES

- 1/2" impact wrench with ring socket retainer
- CP's patented clutch
- One-handed reverse button with 4-power settings
- Compact design with comfortable contoured handle
- Perfect for general maintenance

CP749 Kits

Metric or Imperial
See detail on page 30

BENEFITS

- Powerful & resistant motor delivering high torque
- Withstands rough use with operator comfort
- Ideal for general maintenance & repairs

CP9541



THE INDUSTRIAL GRADE OF THE CLASSIC

FEATURES

- 1/2" impact wrench with ring socket retainer
- Fast & reliable DYNA-PACT (Pin clutch) with oil bath
- Aluminum body & steel clutch housing
- Torque regulator at the handle
- Steel Trigger for harsh environment

CP9542

Same features as CP9541 with pin socket retainer

BENEFITS

- Industrial Maintenance & Production
- Best industrial 1/2" impact for Hard joints applications
- Operator comfort due to low vibrations and low noise level
- Good control thanks to the multi-position regulator
- Reliable pin clutch in oil bath & durable housing
- Compact 3-part construction & easy to maintain



CP9541



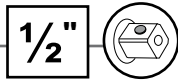
See accessories on pages 30 to 34

MODEL	PART NUMBER	DRIVE	BLOWS PER MIN	FREE SPEED	WORKING TORQUE (FW)		MAX TORQUE (REV)		NET WEIGHT		LENGTH		AIR CONS. @LOAD		VIBRATION LEVEL ISO 28927 (m/s ²)		SOUND PRESS.	SOUND POWER	AIR INLET
		in.	bpm	rpm	ft.lb	Nm	ft.lb	Nm	lb	kg	in.	mm	cfm	l/s	a	K	ISO 15744 - dB(A)		in.
CP734H	T024351	1/2"	1,020	8,400	25-310	34-420	425	576	5.1	2.3	7.5	191	15.0	7.1	7.2	3.3	93	104	1/4
CP749	T024587	1/2"	1,320	6,400	50-450	68-610	610	827	5.5	2.5	7.0	178	22.0	10.4	6.8	2.5	96	107	1/4
CP9541	6151909541	1/2"	1,100	8,900	25-320	34-434	450	610	5.5	2.5	6.6	168	13.0	6.1	5.5	2.5	89	100	1/4
CP9542	6151909542	1/2"	1,100	8,900	25-320	34-434	450	610	5.5	2.5	6.6	168	13.0	6.1	5.5	2.5	89	100	1/4

All models: Hose int. 3/8" (9.5mm) - @90 PSI (@6.3 Bar)

Listed specifications are for reference only. Please check documents in each tool or on www.cp.com

CP6041 HABAB



THE MOST COMFORTABLE & RELIABLE 1/2" FOR INTENSIVE APPLICATIONS

FEATURES

- 1/2" super industrial impact wrench
- Reliable 2-jaw clutch oil bath
- Durable aluminum body & indestructible steel clutch housing
- Full Teasing (inside) trigger with durable reverse
- Compact 3-part construction & easy maintenance
- Pin-type socket retainer

BENEFITS

- Extreme durability for very intensive & repetitives assembly lines
- Comfortable operation thanks the smooth clutch mechanism
- Ideal for very demanding industries as industrial maintenance and production

CP6041 HABAB



Same features as CP6041 HABAB with ring type retainer



CP6500-RSR



See accessories on pages 30 to 34

MODEL	PART NUMBER	DRIVE	BLOWS PER MIN	FREE SPEED	WORKING TORQUE (FW)		MAX TORQUE (REV)		NET WEIGHT		LENGHT		AIR CONS. @LOAD		VIBRATION LEVEL ISO 28927 (m/s ²)		SOUND PRESS.	SOUND POWER	AIR INLET
		in.	bpm	rpm	ft.lb	Nm	ft.lb	Nm	lb	kg	in.	mm	cfm	l/s	a	K	ISO 15744 - dB(A)	in.	
CP6041 HABAB	T021888	1/2"	1,700	6,500	40-250	55-339	375	509	6.2	2.8	6.8	173	40.0	18.9	8.8	3.2	96	107	1/4
CP6041 HABAB	T022331	1/2"	1,700	6,500	40-250	55-339	375	509	6.2	2.8	6.8	173	40.0	18.9	8.8	3.2	96	107	1/4
CP6500-RS	T025214	1/2"	1,320	6,400	125-502	170-680	625	850	5.8	2.7	7.0	178	25.0	11.8	6.8	2.5	96	107	1/4
CP6500-RSR	T025216	1/2"	1,320	6,400	125-502	170-680	625	850	5.8	2.7	7.0	178	25.0	11.8	6.8	2.5	96	107	1/4
CP6540-RSR	T025313	1/2"	1,320	6,400	60-250	81-340	310	420	6.2	2.8	7.4	188	22.0	10.4	9.2	4.0	97	108	1/4
CP6540-RSS	T025314	7/16" Hex.	1,320	6,400	60-250	81-340	310	420	6.2	2.8	7.4	188	22.0	10.4	9.2	4.0	97	108	1/4

All models: Hose int. 3/8" (9.5mm) - @90 PSI (@6.3 Bar)

Listed specifications are for reference only. Please check documents in each tool or on www.cp.com

CP6500-RSR



THE BEST HEAVY-DUTY 1/2" FOR THE TOUGHEST JOBS !

FEATURES

- 1/2" industrial impact wrench with Ring-type socket retainer
- CP's patented double dog clutch with oil bath
- Durable Aluminum body & steel clutch housing
- Regulator 4 settings & One-hand reverse
- Comfortable handle with rubber grip

BENEFITS

- Best performer for Industrial Maintenance & Production applications
- Operator comfort and control with a 4-position regulator
- Reliable double-dog clutch in oil bath & durable housing
- Compact 3-part construction for easy maintenance



CP6500-RSR

CP6500-RS



Same features as CP6500-RSR with pin type socket retainer

For soft and very soft joints

CP6540-RSR

Similar to CP6500-RSR with Rocking Dog clutch



CP6540-RSS

Same features as CP6540-RSR with 7/16" Hexagonal Quick Change



Bolting

CP7759Q



COMFORT & POWER



FEATURES

- 1/2" composite & carbon fiber impact wrench
- Rugged technology with carbon fiber inlay
- Lightweight with a magnesium clutch housing and composite handle
- S2S easy forward reverse: Side to Side patented technology
- 780 ft.lbs (1,054Nm) of maximum torque in reverse
- Full teasing trigger
- Integrated muffler for low noise
- Flexible 360° swivel air inlet

BENEFITS

- New technology optimizing power-to-weight ratio
- for General Maintenance applications
- Maximize operator comfort thanks to Unique CP Handle design
- Side-2-side: the Most convenient reverse technology in the market



CP7759Q

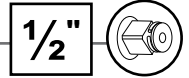


See accessories on pages 30 to 34

MODEL	PART NUMBER	DRIVE	BLOWS PER MIN	FREE SPEED	WORKING TORQUE (FW)		MAX TORQUE (REV)		NET WEIGHT		LENGTH		AIR CONS. @LOAD		VIBRATION LEVEL ISO 28927 (m/s ²)		SOUND PRESS.	SOUND POWER	AIR INLET
					ft.lb	Nm	ft.lb	Nm	lb	kg	in.	mm	cfm	l/s	a	K			
CP7748	894 107 7480	1/2"	1,200	8,200	75-580	102-786	920	1,250	4.4	2.0	7.6	195	21.0	10.0	7.4	2.2	93	104	1/4
CP7759Q	894 107 7518	1/2"	1,200	8,000	75-460	100-630	780	1,054	3.7	1.7	7.4	187	23.0	11.0	8.1	1.7	93	104	1/4

All models: Hose int. 3/8" (9.5mm) - @90 PSI (@6.3 Bar)

CP7748



EXTREME TORQUE & POWER



FEATURES

- 1/2" composite impact wrench with ring retainer
- 920 ft.lbs (1,250Nm) of maximum torque in reverse
- Aluminum clutch & rear housings
- Thermo-plastic rubber injected in housing
- Universal & durable twin hammer mechanism
- Full teasing trigger
- 360° swivel air inlet

BENEFITS


- General Maintenance
- Maximize work efficiency thanks to extreme torque



CP7748

1/2" - 3/4" Composite Impact Wrenches

CP7769



FAST, POWERFUL & COMPACT

FEATURES

- 3/4" composite impact wrench with dual retainer (hole + ring)
- 1,440 ft.lbs (1,950Nm) of maximum torque in reverse
- Low consumption air motor at 31 cfm (14.7 l/s)
- Insulating and lightweight composite handle
- S2S easy forward reverse
- Full teasing developed trigger

CP7779

Same features as CP7769 with 1" square drive



BENEFITS

- Powerful impact for General Maintenance
- Maximize operator comfort: lightweight and balanced design
- Energy savings: low air consumption



CP8272-D

CP8272-D



ROBUST, COMFORTABLE & VERSATILE

FEATURES

- 3/4" impact with dual retainer (hole + ring)
- Powerful & durable twin hammer clutch
- Composite body and aluminum clutch housing
- 3 power settings in forward & full power in reverse
- Protective cover & reinforced structure
- Progressive trigger & rubber grip
- Suspension hook available in option

BENEFITS

- Durable and reliable impact for industrial Maintenance and Production applications
- Low noise level and vibration combined with lightweight for operator comfort
- Powerful and easy to control for precise assembly jobs
- Multi-purpose tool for versatile applications



CP8272-D

CP8272-P

Same features as CP8272-D with pin type socket retainer



See accessories on pages 30 to 34

MODEL	PART NUMBER	DRIVE	BLOWS PER MIN	FREE SPEED	WORKING TORQUE (FW)		MAX TORQUE (REV)		NET WEIGHT		LENGTH		AIR CONS. @LOAD		VIBRATION LEVEL ISO 28927 (m/s ²)		SOUND PRESS.	SOUND POWER	AIR INLET
					ft.lb	Nm	ft.lb	Nm	lb	kg	in.	mm	cfm	l/s	a	K			
CP7769	894 107 7690	3/4"	1,200	7,000	300-1,080	407-1,464	1,440	1,950	7.4	3.4	8.4	214	31.0	14.7	12.6	3.4	97	108	3/8
CP7779	894 107 7790	1"	1,200	7,000	300-1,080	407-1,464	1,440	1,950	7.7	3.5	8.7	221	31.0	14.7	12.6	3.4	97	108	3/8
CP8272-D	615 159 0260	3/4"	1,000	6,500	184-922	250-1,250	1,217	1,650	7.3	3.3	9.1	230	38.0	18.0	15.5	6.8	96	107	3/8
CP8272-P	615 159 0220	3/4"	1,000	6,500	184-922	250-1,250	1,217	1,650	7.3	3.3	9.1	230	38.0	18.0	15.5	6.8	96	107	3/8

All models: Hose int. 1/2" (13mm) - @90 PSI (@6.3 Bar)

Listed specifications are for reference only. Please check documents in each tool or on www.cp.com

Bolting

CP772H



3/4"



THE UNMATCHED
"REFERENCE" IN 3/4" IMPACT

FEATURES

- 3/4" impact wrench with ring retainer
- DYNA-PACT oil bath clutch
- One-handed reverse button with 4 settings of power
- Comfortable handle grip
- 360° air inlet swivel

BENEFITS

- General Maintenance
- Smooth operation thanks to the DYNA-PACT clutch
- Comfortable use thanks to low noise and vibration levels
- Good durability

CP772H Kits

Metric or Imperial

See detail on page 30

CP7763

3/4"



POWERFUL FOR GENERAL
MAINTENANCE APPLICATIONS

FEATURES

- 3/4" impact wrench with Ring retainer
- Twin hammer clutch
- High power: 1,200 ft.lbs (1,627 Nm)
- Combined power regulator with forward/reverse

CP7773

Same features
as CP7763 with
1" square drive

BENEFITS

- Ideal for General Maintenance applications
- Powerful motor and durable clutch
- Operator comfort

CP9561

3/4"



THE INDUSTRIAL GRADE
OF THE CLASSIC

FEATURES

- 3/4" Industrial impact wrench with Hole-type socket retainer
- DYNA-PACT (Pin clutch) oil bath
- Aluminum body & steel clutch housing
- Durable reverse valve & steel trigger
- Built-in regulator on the handle

BENEFITS

- Industrial Maintenance & Production applications
- High performances, especially on hard joints
- Operator comfort due to low vibrations and noise level
- Great control with a multi-position regulator
- Reliable pin clutch in oil bath & durable housing
- Compact 3-part construction & easy to maintain



CP9561

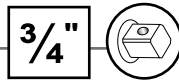


See accessories on pages 30 to 34

MODEL	PART NUMBER	DRIVE	BLOWS	FREE	WORKING TORQUE		MAX TORQUE		NET WEIGHT		LENGTH		AIR CONS.		VIBRATION LEVEL		SOUND PRESS.	SOUND POWER	AIR INLET
			PER MIN	SPEED	(FW)	(REV)	lb	kg	in.	mm	cfm	l/s	a	K	ISO 15744 - dB(A)	in.			
CP772H	T024598	3/4"	900	4,200	150-700	203-949	1,000	1,356	10.5	4.8	9.6	245	24.0	11.3	5.8	2.0	96	107	3/8
CP7763	894 107 7630	3/4"	900	6,300	100-950	136-1,288	1,200	1,627	11.6	5.3	8.8	224	30.0	14.2	10.4	4.2	96	107	3/8
CP7773	894 107 7730	1"	900	6,300	100-950	136-1,288	1,200	1,627	12.1	5.5	8.8	224	30.0	14.2	10.4	4.2	96	107	3/8
CP9561	615 190 9561	3/4"	900	5,500	150-700	200-950	885	1,250	11.1	5.1	8.5	216	30.0	14.1	7.7	2.4	100	111	1/4

All models: Hose int. 1/2" (13mm) - @90 PSI (@6.3 Bar) except CP9561: 3/8" (9.5mm) Listed specifications are for reference only. Please check documents in each tool or on www.cp.com

CP6060 ZASAB



SPARK RESISTANT 3/4"
FOR EXPLOSIVE ENVIRONMENT



FEATURES

- Super Industrial 3/4" impact wrench
- Reliable 2-jaw clutch
- Zinc-Aluminum alloy body & steel clutch housing
- Durable reverse valve & steel trigger
- Compact 3-part construction & easy maintenance
- Hole type socket retainer with o-Ring

BENEFITS

- Spark resistant 3/4" for Oil, Gas & Petrochemical or Mining requirements
- Unmatched durability with reliable mechanism & durable housing in Zinc alloy
- Operator comfort and control due to great ergonomics even at high torque levels
- "Never ending" torque thanks to the 2-Jaw clutch
- Best 3/4" impact to target big bolts on Industrial Maintenance & Production explosive environments



CP6060 SASAB

CP6060 SASAB



THE BEST SUPER INDUSTRIAL 3/4"

FEATURES

- Super Industrial 3/4" impact wrench
- Reliable 2-jaw clutch
- Aluminum body & steel clutch housing
- Durable reverse valve & steel trigger
- Compact 3-part construction & easy maintenance
- Hole type socket retainer with o-Ring

BENEFITS

- Best 3/4" impact to loosen big bolts on very demanding industries
- Operator comfort and control due to great ergonomics even at high torque levels
- "Never ending" torque thanks to the 2-Jaw clutch
- Unmatched durability with reliable mechanism & durable housing
- Designed for Industrial Maintenance and Production applications



CP6060 SASAB

CP6060 SASAR

Same features as
CP6060 SASAB with ring type retainer



See accessories on pages 30 to 34

MODEL	PART NUMBER	DRIVE	BLOWS PER MIN	FREE SPEED	WORKING TORQUE (FW)		MAX TORQUE (REV)		NET WEIGHT		LENGTH		AIR CONS. @LOAD		VIBRATION LEVEL ISO 28927 (m/s ²)		SOUND PRESS.	SOUND POWER	AIR INLET
		in.	bpm	rpm	ft.lb	Nm	ft.lb	Nm	lb	kg	in.	mm	cfm	l/s	a	K	ISO 15744 - dB(A)	in.	
CP6060 SASAB	T024059	3/4"	1,000	3,500	195-650	265-880	1,000	1,356	11.7	5.3	7.6	194	42.0	19.8	14.2	4.1	95	106	3/8
CP6060 SASAR	T024058	3/4"	1,000	3,500	195-650	265-880	1,000	1,356	11.9	5.4	7.6	194	42.0	19.8	14.2	4.1	95	106	3/8
CP6060 ZASAB	T024064	3/4"	1,000	3,500	195-650	265-880	1,000	1,356	11.7	5.3	7.6	194	42.0	19.8	14.2	4.1	95	106	3/8

All models: Hose int. 1/2" (13mm) - @90 PSI (@6.3 Bar)

Listed specifications are for reference only. Please check documents in each tool or on www.cp.com

Bolting

CP6060 SASAK

1"



THE MOST COMPACT & LIGHTWEIGHT INDUSTRIAL 1"

FEATURES

- Super Industrial lightweight 1" impact wrench
- Reliable 2-jaw clutch
- Aluminum body & steel clutch housing
- Durable reverse & steel trigger
- Compact 3-part construction & easy maintenance
- Hole type socket retainer with O-Ring

BENEFITS

- Compact 1" to break big bolts on very demanding industries
- Operator comfort and control due to great ergonomics even at high torque levels
- "Never ending" torque thanks to the 2-Jaw clutch
- Unmatched durability with Reliable mechanism & durable housing
- Ideal for Industrial Maintenance & Production applications

CP6060 ZASAK

Same features as CP6060 SASAK with zinc housing for spark resistance



CP6910-P24

1"



POWERFUL, DURABLE & COMFORTABLE

FEATURES

- 1" Industrial Pistol impact wrench
- Oil Bath Pinless rocking dog clutch
- Durable Aluminum body & Rubber protective cover on clutch housing
- D-type side handle with Rubber grip
- Dual (hole & ring) type socket retainer
- Removable hole plate for suspension
- Metal trigger & reverse knob for longer durability
- 3-positions regulator & easy reverse

BENEFITS

- Ideal for a variety of heavy Industrial Maintenance applications
- Reliable & powerful oil bath Pinless Rocking Dog clutch
- Operator comfort with many ergonomic features
- 3-part construction reducing downtime maintenance



See accessories on pages 30 to 34

CP894

1"



SMOOTH OPERATION & ROBUSTNESS

FEATURES

- 1" pistol impact wrench with Dual retainer
- DYNA-PACT (Pin clutch) mechanism in oil bath
- One-handed reverse button with 3 settings of power
- Adjustable side handle

BENEFITS

- Ideal tool for General Maintenance operations
- Clutch delivers smooth operation and great durability
- Side handle provides additional comfort



CP6910-P24

MODEL	PART NUMBER	DRIVE	BLOWS PER MIN	FREE SPEED	WORKING TORQUE (FW)		MAX TORQUE (REV)		NET WEIGHT		LENGTH		AIR CONS. @LOAD		VIBRATION LEVEL ISO 28927 (m/s ²)		SOUND PRESS.	SOUND POWER	AIR INLET
					ft.lb	Nm	ft.lb	Nm	lb	kg	in.	mm	cfm	l/s	a	K			
CP6060 SASAK	T024060	1"	1,000	3,500	195-650	265-880	1,000	1,356	11.9	5.4	7.6	194	42.0	19.8	14.2	4.1	95	106	3/8
CP6060 ZASAK	T024063	1"	1,000	3,500	195-650	265-880	1,000	1,356	11.9	5.4	7.6	194	42.0	19.8	14.2	4.1	95	106	3/8
CP6910-P24	615 159 0070	1"	650	5,000	370-1,550	500-2,100	1,920	2,600	22.5	10.2	11.4	290	40.2	19.0	8.9	2.5	97	108	1/2
CP894	T024743	1"	720	4,100	100-1,200	136-1,627	1,700	2,305	25.0	11.3	11.8	298	45.0	21.2	8.3	2.7	100	111	1/2

All models: Hose int. 1/2" (13mm) - @90 PSI (@6.3 Bar)

Listed specifications are for reference only. Please check documents in each tool or on www.cp.com

1" Impact Wrenches

CP0611P RLS

#5



THE BEST SUPER INDUSTRIAL WITH SPLINE #5

FEATURES

- Super industrial impact with spline #5
- Reliable 2-jaw clutch
- Aluminum body & steel clutch housing
- Protective & Durable reverse
- Compact 3-part construction & easy maintenance
- 360° adjustable D-type side handle

BENEFITS

- Best impact to target big bolts on very demanding industries thanks to Spline #5
- Spline #5: avoid loss of torque, reduce vibrations, increase durability of anvil
- Operator comfort and control thanks to perfect ergonomic design even at VERY high torque
- "Never ending" Torque due to the 2-Jaw clutch
- Unmatched durability with reliable mechanism & durable housing
- Excellent for Heavy Industrial Maintenance Production applications



CP0611PRS



See accessories on pages 30 to 34

CP0611P RS

1"



THE BEST SUPER INDUSTRIAL 1"

FEATURES

- Super Industrial 1" impact wrench
- Reliable 2-jaw clutch
- Aluminum body & steel clutch housing
- Protective & Durable reverse
- Compact 3-part construction & easy maintenance
- Hole type socket retainer with o-Ring
- 360° adjustable D-type side handle

BENEFITS

- Best 1" impact to targets tough bolts on very demanding industries
- Operator comfort and control thanks to great ergonomics even at VERY high torque
- "Never ending" torque due to the 2-Jaw clutch
- Unmatched durability with reliable mechanism & durable housing
- Excellent for Heavy Industrial Maintenance and Production applications



CP0611P RS

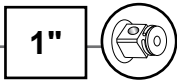
MODEL	PART NUMBER	DRIVE	BLOWS	FREE	WORKING TORQUE		MAX TORQUE		NET WEIGHT		LENGTH		AIR CONS.		VIBRATION LEVEL		SOUND PRESS.	SOUND POWER	AIR INLET
			PER MIN	SPEED	(FW)	(REV)	lb	kg	in.	mm	cfm	l/s	ISO 28927 (m/s ²)	ISO 15744 - dB(A)					
CP0611P RLS	T025414	#5	1,020	3,500	900-1,800	1,220-2,440	2,800	3,790	23.1	10.5	10.7	272	48.0	22.6	16.8	4.7	102	113	1/2
CP0611P RS	T025413 or 615 159 0050	1"	1,020	3,500	900-1,800	1,220-2,440	2,800	3,790	23.1	10.5	10.7	272	48.0	22.6	16.8	4.7	102	113	1/2

All models: Hose int. 1/2" (13mm) - @90 PSI (@6.3 Bar)

Listed specifications are for reference only. Please check documents in each tool or on www.cp.com

Bolting

CP7780



LIGHTWEIGHT FOR GENERAL MAINTENANCE

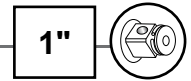
FEATURES

- 1" D-Handle impact wrench with Dual retainer (Hole + Ring)
- Only 15 lbs (6.8kg) for one the best lightweight tool
- Integrated protective cover on the clutch housing
- Twin hammer mechanism in oil bath
- for durability
- Double stage trigger and dedicated lever for forward & reverse
- ergonomic side handle with soft touch grip
- 4-position power setting for both directions and on both sides of the tool

BENEFITS

- Maximize operator comfort with a lightweight impact
- ergonomic and intuitive handling
- High Power to Weight ratio for General Maintenance applications

CP7782



HIGH TORQUE & COMFORT

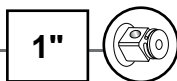
FEATURES

- 1" D-handle impact wrench with dual retainer (Hole + Ring)
- Pinless closed reinforced rocking dog impact mechanism
- ergonomic side handle
- Integrated protective cover on the clutch housing
- Full teasing trigger
- Regulator with integrated forward/reverse with 3-position power settings in both directions

BENEFITS

- Great power for general maintenance applications
- Reinforced clutch mechanism
- Low vibration for a better operator confort

CP6920-D24



POWERFUL, DURABLE & COMFORTABLE

FEATURES

- 1" Industrial D-Handle impact wrench with Dual (hole & ring) type socket retainer
- Reliable oil bath pinless rocking dog clutch
- Durable Aluminum body & Rubber protective cover on clutch housing
- Motor with reinforced steel plates for unmatched durability
- Comfortable D-type side handle with Rubber grip
- Removable hole plate for suspension
- Metal trigger & reverse knob for longer durability
- 4-positions regulator & easy reverse

BENEFITS

- Ideal for a variety of heavy Industrial Maintenance applications
- Reliable & powerful oil bath Pinless Rocking Dog clutch
- Operator comfort with many ergonomic features
- 3-part construction for reducing downtime maintenance



CP6920-D24



See accessories on pages 30 to 34

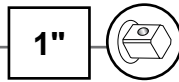
MODEL	PART NUMBER	DRIVE	BLOWS PER MIN	FREE SPEED	WORKING TORQUE (FW)		MAX TORQUE (REV)		NET WEIGHT		LENGTH		AIR CONS. @LOAD		VIBRATION LEVEL ISO 28927 (m/s ²)		SOUND PRESS.	SOUND POWER	AIR INLET
			in.	bpm	rpm	ft. lb.	Nm	ft. lb.	Nm	lb	kg	in.	mm	cfm	l/s	a	K	ISO 15744 - dB(A)	in.
CP6920-D24	615 159 0080	1"	700	5,000	370-1,550	500-2,100	1,920	2,600	22.7	10.3	14.2	360	40.2	19.0	8.4	2.8	100	111	1/2
CP7780	894 107 7800	1"	790	5,000	260-1,220	350-1,650	1,550	2,100	15.0	6.8	13.2	335	49.8	23.4	15.5	5.9	94	105	1/2
CP7782	894 107 7820	1"	500	5,200	370-1475	500-2,000	1,920	2,600	22.2	10.1	14.7	370	40.7	19.2	7.8	1.8	100	111	1/2

All models: Hose int. 1/2" (13mm) - @90 PSI (@6.3 Bar)

Listed specifications are for reference only. Please check documents in each tool or on www.cp.com

1" Impact Wrenches

CP6110 PASED



CP6110 GASED

Same features as CP6110 PASED with outside trigger

COMPACT, ERGONOMIC & VERSATILE INDUSTRIAL 1"

FEATURES

- 1" industrial impact wrench
- Reliable Twin lobe clutch
- Robust Aluminum body & steel clutch housing
- 360° adjustable D-type side handle
- Steel inside trigger
- Hole-type socket retainer

BENEFITS

- The best industrial 1" for VERY soft joints applications
- Operator comfort with adjustable side handle and smooth operations
- Reliable clutch & durable housing
- 3-part construction for easy maintenance
- Excellent in Industrial Maintenance & Production



CP6110 PASED



See accessories on pages 30 to 34

CP0611 PASED



THE "REFERENCE" IN 1": COMPACT, COMFORTABLE & EXTREMELY DURABLE

FEATURES

- Super Industrial 1" impact wrench
- Reliable 2-jaw clutch with the highest Blows per Minutes
- Full Teasing (inside) trigger with durable reverse
- Durable aluminum body & indestructible steel clutch housing
- Compact 3-part construction & easy maintenance
- Hole type socket retainer with o-Ring
- 360° adjustable D-type side handle

BENEFITS

- Best 1" impact to loosen big bolts on very demanding industries
- Operator comfort and control thanks to perfect ergonomic design even at VERY high torque
- "Never ending" torque thanks to the 2-Jaw clutch
- Unmatched durability with reliable mechanism & durable housing
- Ideal for Heavy Industrial Maintenance and Production applications



CP0611 PASED

CP0611 GASED

Same features as CP0611 PASED with outside trigger

CP0611 HAZED

Same features as CP0611 PASED with zinc housing for spark resistance



CP0611 PASEL or GASEL

Same features as CP0611 PASED or GASED with #5 Spline socket retainer.



Benefits : avoid loss of torque, reduce vibrations, increase durability of anvil

MODEL	PART NUMBER	DRIVE	BLOWS PER MIN	FREE SPEED	WORKING TORQUE (FW)		MAX TORQUE (REV)		NET WEIGHT		LENGTH		AIR CONS. @LOAD		VIBRATION LEVEL ISO 28927 (m/s ²)		SOUND PRESS.	SOUND POWER	AIR INLET
			in.	bpm	rpm	ft.lb	Nm	ft.lb	Nm	lb	kg	in.	mm	cfm	l/s	a	K	ISO 15744 - dB(A)	in.
CP0611 GASED	T022580	1"	1,020	3,500	900-1,800	1,220-2,440	2,800	3,790	22.5	10.2	12.5	318	48.0	22.6	16.1	4.5	97	108	1/2
CP0611 GASEL	T022581	#5	1,020	3,500	900-1,800	1,220-2,440	2,800	3,790	22.5	10.2	12.5	318	48.0	22.6	16.1	4.5	97	108	1/2
CP0611 HAZED	T022582	1"	1,020	3,500	900-1,800	1,220-2,440	2,800	3,790	22.5	10.2	12.5	318	48.0	22.6	16.1	4.5	97	108	1/2
CP0611 PASED	T022578	1"	1,020	3,500	900-1,800	1,220-2,440	2,800	3,790	22.5	10.2	12.5	318	48.0	22.6	16.1	4.5	97	108	1/2
CP0611 PASEL	T022579	#5	1,020	3,500	900-1,800	1,220-2,440	2,800	3,790	22.5	10.2	12.5	318	48.0	22.6	16.1	4.5	97	108	1/2
CP6110 GASED	T024425	1"	960	3,500	375-1,250	510-1,695	1,900	2,575	21.5	9.8	13.0	330	53.0	25.0	18.1	5.9	93	104	1/2
CP6110 PASED	T025100	1"	960	3,500	375-1,250	510-1,695	1,900	2,575	21.5	9.8	13.0	330	53.0	25.0	18.1	5.9	93	104	1/2

All models: Hose int. 1/2" (13mm) - @90 PSI (@6.3 Bar)

Listed specifications are for reference only. Please check documents in each tool or on www.cp.com

Bolting

CP6120 PASED

1-1/2"



THE BEST SUPER INDUSTRIAL
1-1/2": COMPACT,
COMFORTABLE & EXTREMELY DURABLE

FEATURES

- Super Industrial 1-1/2" impact wrench
- Reliable 2-jaw clutch with the highest Blows per Minute
- Full Teasing (inside) trigger with durable reverse
- Durable aluminum body & indestructible steel clutch housing
- Compact 3-part construction & easy maintenance
- Hole type socket retainer with o-Ring
- 360° adjustable D-type side handle

BENEFITS

- Best 1-1/2" impact to loosen very big bolts quickly and smoothly
- Operator comfort and control thanks to great ergonomics even at VERY high torque
- "Never ending" torque due to the 2-Jaw clutch
- Unmatched durability with Reliable mechanism & durable housing
- Excellent for very demanding industries such as Heavy Industrial Maintenance & Production applications



CP6120 PASED

CP6120 GASED

Same features as CP6120 PASED with outside trigger

CP6120 PASEL or GASEL

Same features as CP6120 PASED or GASED with #5 Spline Drive

#5



Benefits : avoid loss of torque, reduce vibrations, increase durability of anvil.

CP6930-D35

1-1/2"



1-1/2" IMPACT FOR INDUSTRIAL
MAINTENANCE

FEATURES

- 1-1/2" industrial impact wrench with hole type socket retainer
- Durable twin hammer clutch
- Durable aluminum body & clutch housing
- Reversible D-type side handle
- Internal trigger & 4-settings power regulator
- Adjustable exhaust

BENEFITS

- Best gun to loosen very big bolts quickly and smoothly
- Operator comfort and control with reversible side handle
- Reliable twin hammer impact mechanism & durable housing
- Compact 3-part construction for easy maintenance



CP6120 PASED

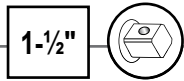
MODEL	PART NUMBER	DRIVE	BLOWS PER MIN	FREE SPEED	WORKING TORQUE (FW)		MAX TORQUE (REV)		NET WEIGHT		LENGTH		AIR CONS. @LOAD		VIBRATION LEVEL ISO 28927 (m/s ²)		SOUND PRESS.	SOUND POWER	AIR INLET
					ft.lb	Nm	ft.lb	Nm	lb	kg	in.	mm	cfm	l/s	a	K			
CP6120 GASED	T018237	1-1/2"	960	3,000	600-2,000	815-2,710	3,500	4,740	33.9	15.4	14.8	375	60.0	28.3	21	6.6	102	113	1/2
CP6120 GASEL	T017755	#5	960	3,000	600-2,000	815-2,710	3,500	4,740	33.9	15.4	14.8	375	60.0	28.3	21	6.6	102	113	1/2
CP6120 PASED	T018841	1-1/2"	960	3,000	600-2,000	815-2,710	3,500	4,740	33.9	15.4	14.8	375	60.0	28.3	21	6.6	102	113	1/2
CP6120 PASEL	T018235	#5	960	3,000	600-2,000	815-2,710	3,500	4,740	33.9	15.4	14.8	375	60.0	28.3	21	6.6	102	113	1/2
CP6930-D35	615 159 0390	1-1/2"	850	4,300	445-1,950	600-2,650	2,875	3,900	31.6	14.4	17.3	440	64.0	30.0	16.1	7.2	100	111	1/2

All models: Hose int. 1/2" (13mm) - @90 PSI (@6.3 Bar)

Listed specifications are for reference only. Please check documents in each tool or on www.cp.com

1-1/2" & 2-1/2" Impact Wrenches

CP0614 PALED



CP0614 GALED

Same features as CP0614 PALED with outside trigger

EXTREME POWER & LIGHT WEIGHT IN 1-1/2"

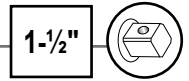
FEATURES

- 1-1/2" industrial impact wrench
- Reliable 2-jaw clutch
- Body & clutch aluminum housing
- Bar type side handle
- Steel inside trigger
- Hole type socket retainer with O-ring

BENEFITS

- Designed for Industrial Maintenance & Production
- Heavy performance with 2-jaw mechanism
- Operator comfort with light weight
- Easy control even at high torque levels
- Reliable impact mechanism
- 3-part construction & easy to maintain

CP6130-T70



POWERFUL, DURABLE & SMOOTH 1-1/2" T-HANDLE

FEATURES

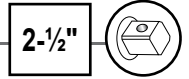
- 1-1/2" Super Duty T-Handle
- Reliable Double Rocking Dog clutch
- Durable aluminum body & clutch housing
- 5-positions regulator, progressive trigger & Easy reverse
- Removable dead handle and comfortable Top handles
- Suspension hole for easy hoist/balancer hooking

BENEFITS

- Incredible breaking torque (up to M56) for Industrial Maintenance & Production applications
- Extreme durability: Resistant parts, reliable mechanisms & robust housing
- Operator comfort: smooth control, low vibrations & limited noise
- Compact 3-parts construction for easy maintenance



CP6240-T120



POWERFUL, DURABLE & SMOOTH 2-1/2" T-HANDLE

FEATURES

- 2-1/2" Super Duty T-Handle
- Reliable Double Rocking Dog clutch
- Durable aluminum body & clutch housing
- 6-positions regulator, progressive trigger & Easy reverse
- Removable dead handle and comfortable Top handles
- Suspension hole for easy hoist/balancer hooking

BENEFITS

- Incredible breaking torque (up to M72) for Industrial Maintenance & Production applications
- Extreme durability: Resistant parts, reliable mechanisms & robust housing
- Operator comfort: smooth control, low levels of vibration & limited noise
- Compact 3-parts construction for easy maintenance



See accessories on pages 30 to 34

MODEL	PART NUMBER	DRIVE	BLOWS PER MIN	FREE SPEED	WORKING TORQUE (FW)		MAX TORQUE (REV)		NET WEIGHT		LENGTH		AIR CONS. @LOAD	VIBRATION LEVEL ISO 28927 (m/s ²)		SOUND PRESS.	SOUND POWER	AIR INLET	
					ft.lb	Nm	ft.lb	Nm	lb	kg	in.	mm		cfm	l/s				a
CP0614 GALED	T020021	1-1/2"	500	2,500	1,200-2,400	1,620-3,250	4,000	5,420	31.5	14.3	16.4	417	58.0	27.4	18.8	4.0	97	108	1/2
CP0614 PALED	T020022	1-1/2"	500	2,500	1,200-2,400	1,620-3,250	4,000	5,420	31.5	14.3	16.4	417	58.0	27.4	18.8	4.0	97	108	1/2
CP6130-T70	615 159 0010	1-1/2"	180	4,000	2,430-5,240	3,300-7,100	9,220	12,500	72.6	33.0	19.7	500	67.3	31.8	4.7	1.7	104	115	1
CP6240-T120	615 159 0020	2-1/2"	120	4,000	3,760-9,150	5,100-12,400	18,440	25,000	132.0	60.0	24.1	610	74.9	35.3	4.5	1.5	107	118	1

All models: Hose int. 1/2" (13mm) or 1" (25mm) - @90 PSI (@6.3 Bar) Listed specifications are for reference only. Please check documents in each tool or on www.cp.com

Kits

IMPACT KITS

CP734H Kit /

CP734H Metric Kit

Part No. T025163 / T025164

Kits include:

- (1) CP734H - 1/2" Impact
- (5) Imperial Sockets (1/2", 5/8", 3/4", 7/8" & 15/16")
or
- (5) Metric Sockets (14, 16, 17, 19 & 22mm)



CP772H Kit /

CP772H Metric Kit

Part No. T025171 / T025162

Kits include:

- (1) CP772H - 3/4" Impact
- (4) Imperial Sockets (15/16", 1", 1-1/16" & 1-1/8")
or
- (4) Metric Sockets (24, 27, 30 & 32mm)



CP749 Kit /

CP749 Metric Kit

Part No. T025193 / T025194

Kits include:

- (1) CP749 1/2" Impact wrench
- (5) Imperial Sockets (1/2", 5/8", 3/4", 7/8" & 5/16" AF)
or
- (5) Metric Sockets (14, 16, 17, 19 & 22mm AF)
- (1) Bottle of air tool oil



INCLUDED ACCESSORIES

DESCRIPTION	CP8222/32/42	CP8252	CP8272	CP6060	CP0611	CP6910/20	CP6110	CP6120	CP0614
Retainer ring with steel insert	-	-	-	C-155472	C-134692	-	C-134692	C-134695	C-134695
Support handle	-	-	-	-	CA048548	205 053 1433	C145892	CA048548	C039428
Band-Handle	-	-	-	-	C116388	-	C116388	C119061	-
Screw-Allen Cap	-	-	-	-	C064806	-	C127944	P073025	-
Suspension Hook	205 055 6993	205 055 7153	205 055 9893	-	-	854 016 6788	-	-	-
Protective Cover	205 053 3633	205 053 3643	205 053 3653	-	-	205 055 4943	-	-	-



OPTIONAL ACCESSORIES

RETAINER RING WITH STEEL INSERT

One piece retainer made with polyurethane and a steel inserts.
Better safety than traditional retainers



SQUARE DRIVE	INSIDE DIAMETER OF RET RING		PART NO.
	in.	mm	
3/4"	1-1/4	31	C-155467
3/4"	1-7/16	36	C-155468
3/4"	1-5/8	41	C-134690
3/4"	1-3/4	44	C-134691
3/4"	2	51	C-155585
3/4"	2-1/4	57	C-155486
1"	1-3/4	44	C-155470
1"	2	51	C-155471
1"	2-1/8	54	C-155472
1"	2-1/4	57	C-134692
1"	2-1/2	63	C-155473
1-1/2"	2-7/8	73	C-134693
1-1/2"	3-3/8	86	C-134694
1-1/2"	3-7/8	98	C-134695
1-1/2"	4-3/8	111	C-134696

1/2" SQUARE DRIVE

MODEL	DESCRIPTION	PART NO.
CP6500	1/2" square drive with 2" (50mm) extension friction ring retainer	CA148629



MODEL	DESCRIPTION	PART NO.
CP6540 RSS	7/16" Quick change Hex. Drive	CA148629



LUBRICATION

OIL PROTECTO-LUBE FOR MOTOR	PART NO.
4oz. (0.12 l) - Air Tool Oil	CA149661
20.8oz (0.591 l) - Air Tool Oil	CA000046
1 Gal (3.8) - Airoilene oil	P089507



GREASE PNEU-LUBE FOR CLUTCH	PART NO.
Pneu-Lube 100GM Tube	894 015 8455
Pneu-Lube Cartridge	894 015 8456
Pneu-Lube 7# Can	894 015 8457
Grease Gun + 2 Nozzles	C098689



GLOVES



DESCRIPTION	PART NUMBER	
Impact Gloves: Medium	894 017 1574	NEW
Impact Gloves: Large	894 015 8618	
Impact Gloves: X Large	894 015 8619	
Impact Gloves: XX Large	894 017 1573	NEW

Certified EN 388 (Protection against mechanical risks), the CP gloves are the ideal option to protect the operator's hands in harsh environments, such as mining and construction applications

PROTECTOR COVERS

TOOL	PART NUMBER
CP724, CP726	CA146522
CP749	CA155537
CP734H	CA129405
CP7729, CP7739	894 016 8830
CP7763	894 016 3076
CP7773	894 016 7498
CP7759Q	894 016 8963
CP7748	894 016 9916
CP7769, CP7779	894 016 9917
CP7780	894 016 9520
CP7782	894 016 3099
CP8222-P/-R	205 053 3633
CP8232-QC	205 053 3633
CP8242-P/-R	205 053 3633
CP8252-P/-R	205 053 3643
CP8272-P/-D	205 053 3653
CP828 (T)	CA133961
CP825 (T)	CP140128
CP7830Q (HQ)	CA147993



MAGNETIC TOOL HOLDER



MODEL	PART NO.
CP9841	894 016 6664

Maximum 5,5 lbs (2.5 kg)

BALANCERS SELECTION

BALANCER TYPE	MODEL	LOAD RANGE		STROKE		NET WEIGHT		PART NUMBER	CP TOOLS
		lb.	kg	ft	mm	lb.	kg		
Spring retractor	CP9912	2.2-4.4	1.0-2.0	5.2	1,600	1.3	0.6	894 109 9120	CP8222/8242
	CP9913	4.4-6.6	2.0-3.0	5.2	1,600	1.5	0.7	894 109 9130	CP8252
	CP9936	4.4-8.8	2.0-4.0	8.2	2,500	6.4	2.9	894 109 9360	CP8272
Reaction free	CP9956	22-30.9	10-14	6.5	2,000	12.1	5.5	894 109 9560	CP6910/6920
	CP9957	31-39.7	14-18	6.5	2,000	14.3	6.5	894 109 9570	CP6930
	CP9966	77-99	35-45	6.5	2,000	27.3	12.4	894 109 9660	CP6130
	CP9968	121-143	55-75	6.5	2,000	30.0	13.6	894 109 9680	CP6240





SET - 1/4" SQUARE DRIVE IMPACT SOCKETS

MODEL	PART NUMBER	TYPE	NO. OF PIECES	DIMENSIONS
METRIC (mm)				
SS2114	894 016 4436	STANDARD	14	4, 4.5, 5, 5.5, 6, 7, 8, 9, 10, 11, 12, 13, 14 & 15 mm
SS2114D	894 016 4437	DEEP	14	4, 4.5, 5, 5.5, 6, 7, 8, 9, 10, 11, 12, 13, 14 & 15 mm
SS2112G	894 016 4439	MAGNETIC	12	5, 5.5, 6, 7, 8, 9, 10, 11, 12, 13, 14 & 15 mm
SS2112DG	894 016 4440	DEEP MAGNETIC	12	5, 5.5, 6, 7, 8, 9, 10, 11, 12, 13, 14 & 15 mm
SAE (in)				
SS2010	894 016 4441	STANDARD	10	3/16", 7/32", 1/4", 9/32", 5/16", 11/32", 3/8", 7/16", 1/2" & 9/16"
SS2010E	894 016 4442	DEEP	10	3/16", 7/32", 1/4", 9/32", 5/16", 11/32", 3/8", 7/16", 1/2" & 9/16"
SS206U	894 016 4443	UNIVERSAL	6	1/4", 5/16", 3/8", 7/16", 1/2" & 9/16"
SS209G	894 016 4444	MAGNETIC	9	3/16", 7/32", 1/4", 9/32", 5/16", 11/32", 3/8", 7/16" & 1/2"
SS209DG	894 016 4445	DEEP MAGNETIC	9	3/16", 7/32", 1/4", 9/32", 5/16", 11/32", 3/8", 7/16" & 1/2"



SET - 3/8" SQUARE DRIVE IMPACT SOCKETS

MODEL	PART NUMBER	TYPE	NO. OF PIECES	DIMENSIONS
METRIC (mm)				
SS3113	894 016 4446	STANDARD	13	7, 8, 9, 10, 11, 12, 13, 14, 15, 16, 17, 18 & 19 mm
SS3113D	894 016 4447	DEEP	13	7, 8, 9, 10, 11, 12, 13, 14, 15, 16, 17, 18 & 19 mm
SS3110U	894 016 4448	UNIVERSAL	10	10, 11, 12, 13, 14, 15, 16, 17, 18 & 19 mm
SS3110DU	894 016 4449	DEEP UNIVERSAL	10	10, 11, 12, 13, 14, 15, 16, 17, 18 & 19mm
SS3113G	894 016 4450	MAGNETIC	13	7, 8, 9, 10, 11, 12, 13, 14, 15, 16, 17, 18 & 19 mm
SS3113DG	894 016 4451	DEEP MAGNETIC	13	7, 8, 9, 10, 11, 12, 13, 14, 15, 16, 17, 18 & 19 mm
SAE (in)				
SS3012	894 016 4452	STANDARD	12	5/16", 3/8", 7/16", 1/2", 9/16", 5/8", 11/16", 3/4", 13/16", 7/8", 15/16" & 1"
SS3012D	894 016 4453	DEEP	12	5/16", 3/8", 7/16", 1/2", 9/16", 5/8", 11/16", 3/4", 13/16", 7/8", 15/16" & 1"
SS3012U	894 016 4454	UNIVERSAL	12	5/16", 3/8", 7/16", 1/2", 9/16", 5/8", 11/16", 3/4", 13/16", 7/8", 15/16" & 1"
SS3012DU	894 016 4455	DEEP UNIVERSAL	12	5/16", 3/8", 7/16", 1/2", 9/16", 5/8", 11/16", 3/4", 13/16", 7/8", 15/16" & 1"
SS309G	894 016 4456	MAGNETIC	9	1/4", 5/16", 3/8", 7/16", 1/2", 9/16", 5/8", 11/16" & 3/4"
SS309DG	894 016 4457	DEEP MAGNETIC	9	1/4", 5/16", 3/8", 7/16", 1/2", 9/16", 5/8", 11/16" & 3/4"



SET - 1/2" SQUARE DRIVE IMPACT SOCKETS

MODEL	PART NUMBER	TYPE	NO. OF PIECES	DIMENSIONS
METRIC (mm)				
SS4114	894 016 4458	STANDARD	14	10, 11, 12, 13, 14, 15, 16, 17, 18, 19, 21, 22, 26 & 27 mm
SS4114D	894 016 4459	DEEP	14	10, 11, 12, 13, 14, 15, 16, 17, 18, 19, 21, 22, 26 & 27 mm
SS4113U	894 016 4460	UNIVERSAL	13	12, 13, 14, 15, 16, 17, 18, 19, 20, 21, 22, 23 & 24 mm
SS4113DU	894 016 4461	DEEP UNIVERSAL	13	12, 13, 14, 15, 16, 17, 18, 19, 20, 21, 22, 23 & 24 mm
SS4112G	894 016 4462	MAGNETIC	12	10, 11, 12, 13, 14, 15, 16, 17, 18, 19, 20 & 21 mm
SS4112DG	894 016 4463	DEEP MAGNETIC	12	10, 11, 12, 13, 14, 15, 16, 17, 18, 19, 20 & 21 mm
SS413DTW	894 016 6760	THIN WALL	3	17, 19 & 21 mm
SAE (in)				
SS4013	894 016 4465	STANDARD	13	7/16", 1/2", 9/16, 5/8", 11/16", 3/4", 13/16", 7/8", 15/16", 1", 1-1/16", 1-1/8" & 1-1/4"
SS4013D	894 016 4466	DEEP	13	7/16", 1/2", 9/16, 5/8", 11/16", 3/4", 13/16", 7/8", 15/16", 1", 1-1/16", 1-1/8" & 1-1/4"
SS4014U	894 016 4467	UNIVERSAL	14	7/16", 1/2", 9/16, 5/8", 11/16", 3/4", 13/16", 7/8", 15/16", 1", 1-1/16", 1-1/8", 1-3/16" & 1-1/4"
SS4014DU	894 016 4468	DEEP UNIVERSAL	14	7/16", 1/2", 9/16, 5/8", 11/16", 3/4", 13/16", 7/8", 15/16", 1", 1-1/16", 1-1/8", 1-3/16" & 1-1/4"
SS4011G	894 016 4469	MAGNETIC	11	3/8", 7/16", 1/2", 9/16, 5/8", 11/16", 3/4", 13/16", 7/8", 15/16" & 1"
SS4011DG	894 016 4470	DEEP MAGNETIC	11	3/8", 7/16", 1/2", 9/16, 5/8", 11/16", 3/4", 13/16", 7/8", 15/16" & 1"





SET - 3/4" SQUARE DRIVE IMPACT SOCKETS

MODEL	PART NUMBER	TYPE	NO. OF PIECES	DIMENSIONS
METRIC (mm)				
SS618	894 016 4472	STANDARD	8	26, 27, 29, 30, 32, 35, 36 & 38 mm
SS618D	894 016 4473	DEEP	8	26, 27, 29, 30, 32, 35, 36 & 38 mm
SAE (in)				
SS6008D	894 016 7073	DEEP	8	1", 1-1/16", 1-1/8", 1-1/4", 1-5/16", 1-3/8", 1-7/16" & 1-1/2"
SS6014D	894 016 4475	DEEP	14	3/4", 13/16", 7/8", 15/16", 1", 1-1/16", 1-1/8", 1-3/16", 1-1/4", 1-5/16", 1-3/8", 1-7/16", 1-1/2" & 1-5/8"

SET - 1" SQUARE DRIVE IMPACT SOCKETS



MODEL	PART NUMBER	TYPE	NO. OF PIECES	DIMENSIONS
METRIC (mm)				
SS818	894 016 4476	STANDARD	8	27, 30, 32, 33, 35, 36, 38 & 41 mm
SS814D	894 016 6016	DEEP	4	27, 32, 33 & 36 mm
SS818D	894 016 4477	DEEP	8	27, 30, 32, 33, 35, 36, 38 & 41 mm
SAE (in)				
SS808	894 016 4478	STANDARD	8	7/8", 15/16", 1", 1-1/16", 1-1/8", 1-3/16", 1-1/4" & 1-1/2"
SS808D	894 016 4479	DEEP	8	7/8", 15/16", 1", 1-1/16", 1-1/8", 1-3/16", 1-1/4" & 1-1/2"

1-1/2" IMPACT SOCKETS - SINGLE PIECES



MODEL	DESCRIPTION	PART NO.
S1041M	1-1/2" DR STD Impact Socket 41mm	894 016 9348
S1046M	1-1/2" DR STD Impact Socket 46mm	894 016 9349
S1050M	1-1/2" DR STD Impact Socket 50mm	894 016 9350
S1055M	1-1/2" DR STD Impact Socket 55mm	894 016 9351
S1060M	1-1/2" DR STD Impact Socket 60mm	894 016 9352
S1065M	1-1/2" DR STD Impact Socket 65mm	894 016 9353
S1070M	1-1/2" DR STD Impact Socket 70mm	894 016 9354
S1075M	1-1/2" DR STD Impact Socket 75mm	894 016 9355
S1080M	1-1/2" DR STD Impact Socket 80mm	894 016 9356
S1085M	1-1/2" DR STD Impact Socket 85mm	894 016 9357
S1090M	1-1/2" DR STD Impact Socket 90mm	894 016 9358
S1080MD	1-1/2" DR Deep Impact Socket 80mm	894 016 9359



For further information about the individual sizes, adapters and extensions see the Impact Sockets catalog available from www.cp.com/literature

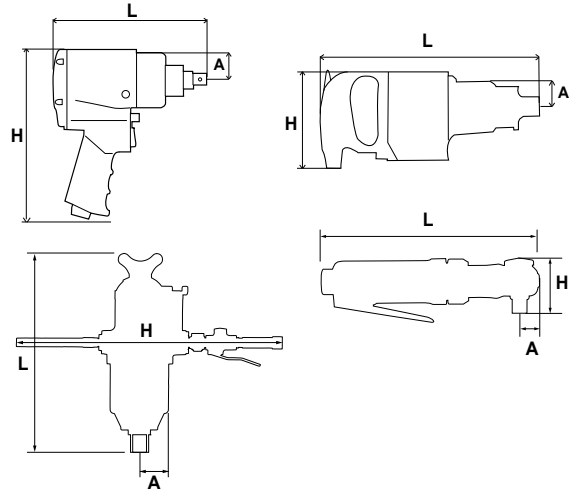


Bolting

DIMENSIONS


PISTOL SHAPE

MODEL	DIMENSIONS					
	L		H		SIDE TO CENTER - A	
	in.	mm	in.	mm	in.	mm
CP0611P ...	10.7	272	10.7	273	1.81	46
CP6300 RSR	6.0	152	7.7	197	1.26	32
CP6031 ...	5.6	143	6.6	168	0.75	19
CP6041 ...	6.8	173	8.0	204	1.10	28
CP6500 RS	7.0	178	8.1	205	1.26	32
CP6540 ...	7.4	188	8.1	205	1.26	32
CP6060 ...	7.6	194	9.8	250	1.46	37
CP6910-P24	11.4	290	10.8	275	3.82	97
CP719	4.5	116	6.8	172	0.87	22
CP721	6.6	167	6.1	155	0.91	23
CP724/726	6	152	7.5	190	0.95	24
CP734H	7.5	191	7.9	200	1.22	31
CP749	7	178	8.1	205	1.30	33
CP772H	9.6	245	8.7	220	3.03	77
CP7722	6.3	160	3.5	90	1.81	46
CP7729/39	6.4	163	7.2	184	1.03	26
CP7748	7.6	195	7.4	188	1.33	35
CP7759Q	7.4	187	7.4	188	1.42	36
CP7763/73	8.8	224	9.2	234	1.77	45
CP7769/79	8.4	214	8.7	221	1.54	39
CP8222/32/42	7	178	7.3	185	1.18	30
CP8252-PJ-R	7.9	200	7.9	200	1.38	35
CP8272-DI-P	9.1	230	8.3	210	1.57	40
CP894	11.8	300	11.8	300	1.10	28
CP9541/42	6.6	168	7.2	184	1.18	30
CP9561	8.5	216	9.2	235	1.53	39



D-HANDLE & T-HANDLE

MODEL	DIMENSIONS					
	L		H		SIDE TO CENTER - A	
	in.	mm	in.	mm	in.	mm
CP0610 ...	13.5	343	6.4	162	2.13	54
CP0611 ...	12.5	318	6.2	158	1.81	46
CP0614 ...	16.4	417	6.5	165	2.36	60
CP6110 ...	13.0	330	6.3	160	1.61	44
CP6120 ...	14.8	375	6.5	165	2.12	54
CP6130-T70	19.7	500	33.5	850	3.14	80
CP6240-T120	24.1	610	37.4	950	3.54	90
CP6920-P24	14.2	360	7.9	200	3.86	97
CP6930	16.3	415	9.25	235	2.56	65
CP7780	13.2	335	6.7	171	1.97	50
CP7782	14.7	370	6.7	171	2.60	66



TUNE-UP KITS & REPAIR KITS

MODEL	TUNE-UP KIT	REPAIR KIT
CP0611 series	C115811	-
CP6041	C44450	C144448
CP6060	C137568	C148005
CP6110	C137947	-
CP6130-T70	894 017 1028	-
CP6240-T120	894 017 1046	-
CP6300	C157304	C157305
CP6500RS	894 015 8638	894 015 8639
CP6500RSR	894 015 8638	894 015 8640
CP6540	894 015 8638	894 015 8642
CP6910-P24	205 052 0693	-
CP6920-D24	205 052 0713	-
CP719	CA157285	CA157286
CP721	CA118880	-
CP724H	CA155218	CA155310
CP726H	CA155309	CA155311
CP734H	CA147716	CA147717
CP749	894 015 8635	894 015 8636
CP772H	CA149746	CA149747
CP7722	894 016 4482	-
CP7729	894 016 8742	-

MODEL	TUNE-UP KIT	REPAIR KIT
CP7739	894 016 8743	-
CP7748	894 016 9810	-
CP7759Q	894 016 8447	-
CP7763	894 016 2925	894 016 2927
CP7769/79	894 016 9895	-
CP7773	894 016 2926	894 016 2929
CP7780	894 016 9518	-
CP7782	894 016 9847	-
CP894	CA149855	-
CP8222-PJ-R	894 055 7013	205 052 1393
CP8232-QC	894 055 7013	-
CP8242-PJ-R	205 055 7013	205 052 1403
CP8252-PJ-R	205 055 7163	205 052 1423
CP8272-PJ-D	205 055 7343	205 052 4713
CP9541	C137164	C137478
CP9561	C137569	-
CP825T	CA155091	CA155093
CP828	CA155086	CA155084
CP828H	CA155086	CA155085
CP7830HQ	894 016 2552	894 015 8614
CP7830Q	894 016 2552	894 015 8613

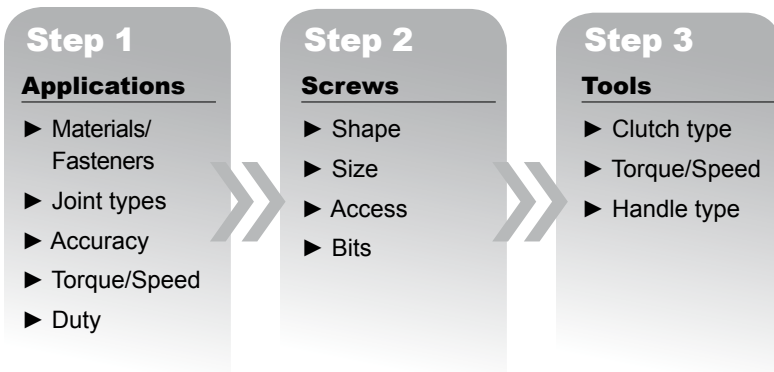
Fastening



Pistol shape for horizontal applications or for better controllability

Straight shape for vertical applications

How to select your fastening screwdrivers?



Clutch Type

IMPACT (ROCKING DOG)

- Good on very soft joints providing high speed rundown.

DIRECT DRIVE

- No clutch, directly driven bit
- Stall torque regulated to air pressure
- Easy to use and maintain
- Ergonomic handling (light weight, size...)

POSITIVE CLUTCH

- Good for varying torque applications
- Operator can force clutch engagement for higher torque
- Excellent for wood applications

CUSHION CLUTCH

- High speed rundown
- Torque output adjusted by the spring tension
- Clutch ratchets at preset torque
- Easy to use, to adjust and to maintain

SHUT-OFF CLUTCH

- Clutch shut-off the fastening at the preset torque
- Various speeds according to the models
- Torque adjustments for accurate tightenings
- Various shapes and starting mode for all types of applications



Joint/Screws Combinations

The chart beside correlates different joint and screws combinations. This chart is helpful for initially determining the most likely combination, however on-site testing is recommended to ensure that proper tooling is used for the application.













Soft joint (A) and hard joint (B) / metal screw (class 8,8) The initial torque required is very low and grows gradually (soft joint A) or rapidly (hard joint B) when the screw head begins to slip on the joint.	
Sheet metal joint / self-threading screw The initial torque for forming the thread is lower than the final tightening torque.	
Enamelled sheet metal joint / self-threading screw The initial torque for forming the thread is higher than the final tightening torque.	
Sheet metal joint / self-drilling screw The initial torque for making the hole and forming the thread tends to increase rapidly when the screw head slips on the joint.	
Joint with self-locking nut The initial torque required to overcome the friction generated by the plastic insert in the nut tends to increase rapidly when the screw head slips on the joint.	

Fastening

SCREWDRIVER SELECTION

1. Types of Screws

Many types of screws are available and are selected depending on the application and material. In addition, thread geometry (insertion speed), and head imprint also influence the choice of the bits and the screwdrivers.

THE MAIN SCREWS TYPES ARE:		THE TYPE OF IMPRINT MAY BE...	
	METRIC Generally used with nuts and threaded holes.		SLOTTED Mainly used in the wood, eye-glasses, electronics sectors, etc.
	SELF-THREADING These form the thread and tighten at the same time. The thread is created by deformation of the material, making this kind of screw particularly suitable for plastic, wood and other lightweight materials.		CROSS-SLOTTED (PHILIPS-POZIDRIVE) Used on plastic, sheet metal and wood; the cross-slot improves the connection between screw and screwdriver.
	SELF-TAPPING These are metric screws with special grooves on their threaded shanks which allow the shavings created during tightening to be removed.		TORX This transmits higher torque levels with lower axial thrust. The imprint offers a larger surface contact and effective connection with minimum clearance.
	THREE-LOBE These are metric screws that tap through the special lobe shape of the shank, thereby deforming the material rather than removing it.		HEX SOCKET SCREW (Allen screw) Normally with metric pitch, it can be used in small spaces.
	SELF-DRILLING These are self-threading screws with a special "drill" tip that makes the hole during drilling.		HEX HEAD Used in many sectors, both in the metric and in the self-threading and self-drilling versions etc. Particularly effective for high tightening torque levels.
THE SCREWS CAN BE FITTED WITH:			
	BUILT-IN FLAT WASHER This improves the quality of tightening and makes tightening cycle times quicker.		KNURLED WASHER UNDER THE HEAD Fixed or mobile, it reduces the chances of the screw from accidentally loosening.

2. Screws Selection Charts



















Fastener Torque Values for metric screws

GRADES	ISO MACHINE SCREWS					THREAD FORMING/ROLLING SCREWS
	4.6	5.8	8.8	10.9	12.9	8.8
THREAD SIZE	RECOMMENDED TORQUE (Nm)					RECOMMENDED TORQUE (Nm)
M1.6	0.07	0.12	0.19	-	-	-
M2	0.15	0.24	0.38	-	-	0.5
M2.2	0.19	0.31	0.51	-	-	-
M2.5	0.28	0.48	0.77	-	-	-
M3	0.51	0.85	1.4	1.9	2.3	1.4
M3.5	0.8	1.34	2.2	3.0	3.6	-
M4	1.2	2.0	3.2	4.5	5.4	3.2
M5	2.4	4.0	6.4	9.0	10.7	6.5
M6	4.1	6.8	10.9	15.3	18.3	11
M8	9.8	16.3	26.1	36.8	44.1	26
M10	19.3	32.2	51.5	72	86.9	52
M12	33.6	56	90	126	151	91

For non metric threads please use the following data as a guide.

THREAD SIZE	QUALITY P		QUALITY S		QUALITY T	
	In.	Nm	lbf ft	Nm	lbf ft	Nm
1/4	5.4	4.0	10	7.6	11	8.2
5/16	11.2	8.3	21	15.7	23	17.0
3/8	20.0	14.7	38	27.9	41	30.2
7/16	32.0	23.5	61	44.8	85	48.3
1/2	48.8	36.0	93	68.4	100	73.8

3. Screwdrivers Torque and Speed range

STRAIGHT OR PISTOL	TYPE OF CLUTCH	MODEL	TORQUE RANGE in.lbs (Nm)																	FREE SPEED rpm	START
			18 (2.0)	35 (4.0)	53 (6.0)	71 (8.0)	88 (10.0)	106 (12)	124 (14)	142 (16)	159 (18)	177 (20)	195 (22)	212 (24)	230 (26)	246 (28)	264 (30)	281 (32)	299 (34)		
	IMPACT	CP2036	[Red bar from 18 to 142]																	10,000	LEVER
	IMPACT	CP2037	[Red bar from 159 to 246]																	10,000	LEVER
	IMPACT	CP2041	[Red bar from 71 to 352]																	15,000	LEVER
	IMPACT	CP2042	[Red bar from 53 to 317]																	5,600	TRIGGER
	DIRECT	CP2754	[Red bar from 18 to 35]																	1,450	TRIGGER
	DIRECT	CP2755	[Red bar from 35 to 124]																	2,200	TRIGGER
	DIRECT	CP2764	[Red bar from 35 to 106]																	600	TRIGGER
	DIRECT	CP2765	[Red bar from 35 to 212]																	900	TRIGGER
	POSITIVE	CP2780	[Red bar from 35 to 142]																	2,100	TRIGGER
	CUSHION	CP780	[Red bar from 30 to 44]																	1,800	TRIGGER
	CUSHION	CP781	[Red bar from 30 to 317]																	800	TRIGGER
	CUSHION	CP782	[Red bar from 30 to 159]																	1,800	LEVER
	CUSHION	CP783	[Red bar from 71 to 106]																	2,000	LEVER
	CUSHION	CP2011	[Red bar from 30 to 177]																	1,470	LEVER
	CUSHION	CP2009	[Red bar from 18 to 159]																	1,110	LEVER
	CUSHION	CP2623	[Red bar from 71 to 177]																	1,700	LEVER
	CUSHION	CP2006	[Red bar from 18 to 159]																	1,100	TRIGGER
	CUSHION	CP2612	[Red bar from 71 to 212]																	1,700	TRIGGER
	SHUT-OFF	CP2005	[Red bar from 18 to 159]																	1,100	TRIGGER
	SHUT-OFF	CP2611	[Red bar from 71 to 281]																	1,000	TRIGGER
	SHUT-OFF	CP2010	[Red bar from 30 to 212]																	1,100	PUSH
	SHUT-OFF	CP2003	[Red bar from 18 to 71]																	1,100	PUSH
	SHUT-OFF	CP2007	[Red bar from 18 to 159]																	1,100	PUSH
	SHUT-OFF	CP2008	[Red bar from 18 to 159]																	1,100	LEVER
	SHUT-OFF	CP2622	[Red bar from 18 to 159]																	1,700	PUSH
	SHUT-OFF	CP2621	[Red bar from 18 to 246]																	1,000	PUSH

CP2041

15,000 RPM



FAST & FURIOUS

FEATURES

- Pistol impact screwdriver
- 1/4" hexagonal Quick change
- Double rocking dog clutch
- Reversible one-hand
- Suspension bail

BENEFITS

- High Torque and High Speed
- Comfortable handling with Ergo-grip
- Operator comfort with One-handed reverse
- Perfect for a variety of quick fastening operations

CP2042

5,600 RPM



COMPACT & HIGH TORQUE

FEATURES

- Pistol impact screwdriver
- 1/4" hexagonal Quick change
- Double rocking dog clutch
- Reversible one-hand
- Suspension bail

BENEFITS

- High power delivered with controlled speed
- Comfortable handling with Ergo-grip
- Operator comfort with One-handed reverse
- Perfect for a variety of fastening operations

CP2036

10,000 RPM



CP2037

Similar features as CP2037 with higher torque

LOW NOISE & LIGHTWEIGHT

FEATURES

- Straight impact screwdriver
- 1/4" Hexagonal quick change
- Double rocking dog Clutch
- Reversible & lever start
- Built-in power regulator
- Ergonomic with suspension bail

BENEFITS

- Low noise & lightweight
- Quick torque adjustment
- Excellent for soft type materials



CP2041



See accessories on pages 44-45

MODEL	PART NUMBER	DRIVE	FREE SPEED	TORQUE RANGE				NET WEIGHT		LENGTH		AIR CONS @LOAD		VIBRATION LEVEL ISO 28927 (m/s ²)		SOUND PRESS.	SOUND POWER	AIR INLET
				Min		Max		lb	kg	in.	mm	cfm	l/s	a	K			
				ft.lb	Nm	ft.lb	Nm											
CP2036	615 192 2036	1/4" Hex.	10,000	2.5	3.4	11.8	16	1.7	0.8	8.2	207	13.0	6.1	<2,5	--	83	94	1/4
CP2037	615 192 2037	1/4" Hex.	10,000	13.3	18	20.7	28	1.8	0.8	8.2	207	13.0	6.1	<2,5	--	88	99	1/4
CP2041	615 192 2041	1/4" Hex.	15,000	5.9	8	31.0	42	2.3	1.0	5.9	151	27.0	12.7	3.1	1.3	88	99	1/4
CP2042	615 192 2042	1/4" Hex.	5,600	4.4	6	30.2	41	2.3	1.0	5.9	151	27.0	12.7	6.6	3.3	88	99	1/4

All models: Hose int. 3/8" (9.5mm) - @90 PSI (@6.3 Bar)

Listed specifications are for reference only. Please check documents in each tool or on www.cp.com

Fastening

Positive Clutch & Direct Drive Screwdrivers

CP2780

2,100 RPM



COMPACT & HIGH SPEED POSITIVE CLUTCH

FEATURES

- Positive clutch screwdriver
- 1/4" Hexagonal Quick change
- Reverse control at the trigger
- Progressive trigger
- Rubber grip

BENEFITS

- Perfectly designed for wood applications
- Operator can control clutch engagement for higher torque
- Convenient one-handed reverse
- Good for prevailing torque applications

CP2755

2,200 RPM



HIGH-SPEED DIRECT DRIVE

FEATURES

- Direct drive pistol screwdriver
- 1/4" Hexagonal Quick change
- Reverse control at the trigger
- Rubber grip
- Progressive trigger

CP2765

Similar features as CP2755 with higher torque

BENEFITS

- Good for soft draw applications
- Fast screw rundown
- Compact & easy handling

CP2764

600 RPM



DURABLE & LOW NOISE FOR INTENSIVE APPLICATIONS

FEATURES

- Direct drive pistol Screwdriver
- 1/4" hexagonal Quick change
- Reliable motor & components
- Durable Aluminum Body
- Reverse on the top
- Progressive trigger

BENEFITS

- Robust construction & Simple maintenance
- Comfortable handling and noise level (77dB(A) only!)
- Powerful & continuous screw penetration for quality
- Excellent for soft draw applications

CP2754

Similar features as CP2764 with higher speed



CP2755



See accessories on pages 44-45

MODEL	PART NUMBER	DRIVE	FREE SPEED		MAX TORQUE		NET WEIGHT		LENGTH		FREE SPEED AIR CONS.		VIBRATION LEVEL ISO 28927 (m/s ²)		SOUND PRESS. ISO 15744 - dB(A)	SOUND POWER	AIR INLET
			rpm	in./lb	Nm	lb	kg	in.	mm	cfm	l/s	a	K				
CP2754	615 192 2754	1/4	1,450	44.0	5.0	2.0	0.9	8.3	210	17.0	8.0	<2.5	-	77	88	1/4	
CP2755	615 192 2755	1/4	2,200	65.0	7.3	2.2	1.0	6.3	160	29.7	14.0	<2.5	-	90	101	1/4	
CP2764	615 192 2764	1/4	600	124.0	14.0	2.2	1.0	9.0	228	17.0	8.0	<2.5	-	77	88	1/4	
CP2765	615 192 2765	1/4	900	80.0	9.0	2.6	1.1	7.0	178	29.7	14.0	<2.5	-	99	110	1/4	
CP2780	615 192 2780	1/4	2,100	90.0	10.0	2.3	1.0	6.4	164	29.7	14.0	<2.5	-	89	100	1/4	

All models: Hose int. 3/8" (9.5mm) - @90 PSI (@6.3 Bar)

Listed specifications are for reference only. Please check documents in each tool or on www.cp.com

Cushion Clutch Screwdrivers

CP780



1,800 RPM



HIGH SPEED & ROBUST

FEATURES

- Pistol Cushion clutch screwdriver
- External clutch adjustment
- Built-in 1/4" Female Hexagonal quick-change
- Convenient one-hand forward/reverse
- High speed 1,800 rpm

BENEFITS

- Fast Screws fastening for better productivity
- Reliable & easy-to-adjust cushion Clutch
- Ideal tool for general repair, wood, PVC & refurbishing applications

CP782



1,800 RPM



CP783

Similar features as CP782 with higher speed and lightweight

HIGH TORQUE & ROBUST

FEATURES

- Straight Cushion clutch Screwdriver
- External clutch adjustment
- Built-in 1/4" Female Hexagonal quick-change
- Convenient one-hand forward/reverse valve
- High torque: 44 in.lbs (5 Nm)
- Progressive lever start and suspension bail

BENEFITS

- Reliable cushion clutch
- Comfortable use thanks to low weight
- Faster cycle times with 1,800 rpm
- Ideal tool for general assembly operations on metal, wood, PVC, or any repair applications

CP781



800 RPM



HIGH TORQUE & ROBUST

FEATURES

- Pistol Cushion clutch screwdriver
- External clutch adjustment
- Built-in 1/4" Female Hexagonal quick-change
- Convenient one-hand forward/reverse
- High torque 75 in.lbs (8.47 Nm)

BENEFITS

- Reliable & easy-to-adjust cushion Clutch for powerful fastening
- Robust Aluminum body & Steel clutch housing
- Ideal tool for general assembly, metal, wood, PVC and refurbishing applications



CP781



See accessories on pages 44-45

MODEL	PART NUMBER	DRIVE	FREE SPEED	MIN TORQUE		MAX TORQUE		NET WEIGHT		LENGTH	FREE SPEED AIR CONS.	VIBRATION LEVEL ISO 28927 (m/s ²)		SOUND PRESS.	SOUND POWER	AIR INLET		
				in. lb	Nm	in. lb	Nm	lb	kg			in.	mm				cfm	l/s
CP780	T025095	1/4	1,800	25.0	2.8	44.0	4.9	2.5	1.1	8.2	210	25.0	11.6	2.9	1.4	98	109	1/4
CP781	T025096	1/4	800	55.0	6.2	100.0	11.3	3.0	1.3	8.8	226	25.0	11.8	<2.5	-	99	110	1/4
CP782	T025097	1/4	1,800	31.0	3.5	44.0	4.9	2.5	1.1	9.6	245	16.1	7.6	<2.5	-	93	104	1/4
CP783	T025098	1/4	2,000	10.0	1.1	25.0	2.8	1.3	0.6	8.8	226	9.0	4.2	<2.5	-	88	99	1/4

All models: Hose int. 3/8" (9.5mm) - @90 PSI (@6.3 Bar)

Listed specifications are for reference only. Please check documents in each tool or on www.cp.com

Fastening

Cushion Clutch Screwdrivers

CP2612

1,700 RPM

**VERY COMPACT,
COMFORTABLE & VERSATILE**

FEATURES

- Pistol Cushion clutch screwdriver
- Progressive trigger & reverse on top
- 3 air inlets for versatile access
- Keyless Torque setting adjustment
- Color rings for identification

BENEFITS

- Excellent for a variety of MRO applications
- Fast with 1,700 rpm
- Compact for easy access
- Low noise & vibration for operator comfort



CP2623

1,800 RPM



**EXTREMELY COMPACT
& PRODUCTIVE**

FEATURES

- Straight Cushion clutch screwdriver with lever
- One-hand reverse button
- Keyless Torque setting adjustment
- Color rings for identification

BENEFITS

- Ideal for multiple MRO applications
- Productive thanks to 1,800 rpm
- Compact for easy access
- Low noise & vibration for operator comfort



See accessories on pages 44-45

MODEL	PART NUMBER	DRIVE	FREE SPEED	MIN TORQUE		MAX TORQUE		NET WEIGHT		LENGTH		FREE SPEED AIR CONS.		VIBRATION LEVEL ISO 28927 (m/s ²)		SOUND PRESS.	SOUND POWER	AIR INLET
				in.lb	Nm	in.lb	Nm	lb	kg	in.	mm	cfm	l/s	a	K			
CP2612	615 192 2612	1/4	1,700	8.8	1.0	53.0	6.0	1.9	0.9	7.5	190	21.1	10.0	<2.5	-	77	88	1/4
CP2623	615 192 2623	1/4	1,800	13.2	1.5	48.6	5.5	1.7	0.8	8.2	207	27.8	13.1	<2.5	-	78	89	1/4

All models: Hose int. 3/8" (9.5mm) - @90 PSI (@6.3 Bar)

Listed specifications are for reference only. Please check documents in each tool or on www.cp.com

Cushion Clutch Screwdrivers

CP2009

1,100 RPM



INDUSTRIAL & COMFORTABLE

FEATURES

- Straight Cushion clutch screwdriver
- Progressive lever start
- Reversible control
- Narrow Side-to Center

BENEFITS

- Perfect for intensive applications
- Productive screwdriver preferably used in assembly lines
- Robust body & durable mechanisms
- Comfortable handling even long hours



CP2011

1,470 RPM



PRODUCTIVE & QUIET FOR PRODUCTIVE ASSEMBLY

FEATURES

- Straight Cushion clutch screwdriver
- Progressive lever start
- High speed: 1,470 rpm
- One-hand reverse valve
- Low noise level: 73 dB(A)

BENEFITS

- Perfect for intensive applications
- Fast cycle times for productivity
- Robust body & durable mechanisms
- Comfortable handling even on hard pushing



CP2611

CP2006

1,100 RPM



COMPACT & QUIET FOR VERSATILE INDUSTRIAL APPLICATIONS

FEATURES

- Pistol Cushion clutch screwdriver
- Robust aluminum body
- Progressive trigger
- One-hand reverse button
- Narrow side-to-center

BENEFITS

- Durable housing & reliable clutch for superior quality
- Ergonomic handling for Operator comfort
- Ideal for multi-purpose heavy duty applications



See accessories on pages 44-45



MODEL	PART NUMBER	DRIVE	FREE SPEED	MIN TORQUE		MAX TORQUE		NET WEIGHT		LENGTH		FREE SPEED AIR CONS.	VIBRATION LEVEL ISO 28927 (m/s ²)		SOUND PRESS. ISO 15744 - dB(A)	SOUND POWER	AIR INLET	
				in.lb	Nm	in.lb	Nm	lb	kg	in.	mm		cfm	l/s				a
CP2006	615 192 2006	1/4	1,100	3.5	0.4	39.0	4.4	1.8	0.8	7.2	182	13.8	6.5	<2.5	-	75	86	1/8 BSP
CP2009	615 192 2009	1/4	1,100	3.5	0.4	38.0	4.3	15.0	0.7	10.8	275	13.8	6.5	<2.5	-	76	87	1/8 BSP
CP2011	615 192 2011	1/4	1,470	18.0	2.0	49.0	5.5	2.0	0.9	10.9	278	19.1	9.0	<2.5	-	73	84	1/4 BSP

All models: Hose int. 3/8" (9.5mm) - @90 PSI (@6.3 Bar)

Listed specifications are for reference only. Please check documents in each tool or on www.cp.com

Fastening

CP2611

1,000 RPM

PRODUCTIVE & ACCURATE PISTOL SHUT-OFF

FEATURES

- Automatic Shut-off clutch screwdriver
- Pistol shape with Progressive trigger
- One-hand reverse button
- 3 air inlets for versatile access
- Keyless Torque setting adjustment
- Color rings for identification

BENEFITS

- Perfect for various moderate to intensive assembly line
- Versatile thanks to wide & high torque
- Limited Noise level for operator comfort
- Excellent accuracy & easy torque adjustment all applications



CP2611

CP2621

1,000 RPM



EASY HIGH TORQUE SETTING FOR VARIOUS ACCURATE TYPES OF ASSEMBLY

FEATURES

- Automatic Shut-off clutch screwdriver
- Straight Push-to-start operation
- One-hand reverse button
- Keyless Torque setting adjustment
- Color rings for identification

BENEFITS

- Ideal for moderate to intensive assembly line
- Versatile thanks to wide & high torque
- Low Noise for operator comfort
- Excellent accuracy for various applications

CP2622

1,700 RPM



PRODUCTIVE, ACCURATE & COMFORTABLE

FEATURES

- Automatic Shut-off clutch screwdriver
- Straight Push-to-start operation
- One-hand reverse button
- Keyless Torque setting adjustment
- Color rings for identification

BENEFITS

- Excellent for moderate to intensive assembly line
- Productivity thanks to high speed
- Easy to operate thanks to ergonomics features
- Excellent accuracy for versatile applications



See accessories on pages 44-45

MODEL	PART NUMBER	DRIVE	FREE SPEED	MIN TORQUE		MAX TORQUE		NET WEIGHT		LENGTH		FREE SPEED AIR CONS.		VIBRATION LEVEL ISO 28927 (m/s ²)		SOUND PRESS.	SOUND POWER	AIR INLET
				in.lb	Nm	in.lb	Nm	lb	kg	in.	mm	cfm	l/s	a	K			
CP2611	615 192 2611	1/4	1,000	8.8	1.0	66.3	7.5	2.4	1.1	9.2	235	21.1	10.0	<2.5	-	80	91	1/4
CP2621	615 192 2621	1/4	1,000	7.0	0.8	57.5	6.5	1.7	0.8	9.1	232	30.9	14.6	<2.5	-	76	87	1/4
CP2622	615 192 2622	1/4	1,700	4.4	0.5	39.8	4.5	1.7	0.8	9.1	232	29.0	13.7	<2.5	-	75	86	1/4

All models: Hose int. 3/8" (9.5mm) - @90 PSI (@6.3 Bar)

Listed specifications are for reference only. Please check documents in each tool or on www.cp.com

Shut-Off Clutch Screwdrivers

CP2005

1,100 RPM



THE MOST ROBUST & DURABLE PISTOL

FEATURES

- Automatic Shut-off clutch screwdriver
- Compact pistol shape
- Robust aluminum body
- Progressive trigger
- 1-hand reverse button
- Narrow side-to-center

BENEFITS

- Accurate & reliable clutch
- Ergonomic handling for Operator comfort
- Durable housing, even for heavy duty applications
- Ideal for Intensive assembly line



CP2008

1,100 RPM



CP2010

Similar features as CP2008 with higher torque and higher speed

ACCURATE & DURABLE

FEATURES

- Accurate & durable Shut-off clutch screwdriver
- Robust Aluminum housing
- Progressive lever start & Reversible control

BENEFITS

- Ideal for multiple applications
- Perfect use for disassembly
- Excellent at centering screws during the fastening cycle



CP2005

CP2003

1,100 RPM



CP2007

Similar features as CP2003 higher torque

COMPACT & LIGHTWEIGHT FOR LIGHT ASSEMBLY APPLICATIONS

FEATURES

- Accurate Shut-off clutch screwdriver
- Straight Push-to-start operation
- One-hand reverse button
- Fast and narrow torque range
- Low noise level

BENEFITS

- Compact & comfortable for production operations
- Reliable & Accurate for various fastenings
- Excellent for intensive & precise applications



See accessories on pages 44-45



MODEL	PART NUMBER	DRIVE	FREE SPEED	MIN TORQUE		MAX TORQUE		NET WEIGHT		LENGTH		FREE SPEED AIR CONS.	VIBRATION LEVEL ISO 28927 (m/s ²)		SOUND PRESS.	SOUND POWER	AIR INLET	
				in.lb	Nm	in.lb	Nm	lb	kg	in.	mm		cfm	l/s				a
CP2003	615 192 2003	1/4	1,100	3.5	0.4	13.0	1.5	0.9	0.4	7.7	197	8.5	4.0	<2.5	-	73	84	1/8 BSP
CP2005	615 192 2005	1/4	1,100	3.5	0.4	38.0	4.3	1.8	0.8	7.2	182	13.8	6.5	<2.5	-	76	87	1/8 BSP
CP2007	615 192 2007	1/4	1,100	3.5	0.4	38.0	4.3	1.3	0.6	9.8	250	13.8	6.5	<2.5	-	81	92	1/8 BSP
CP2008	615 192 2008	1/4	1,100	3.5	0.4	38.0	4.3	1.5	0.7	10.8	275	13.8	6.5	<2.5	-	76	87	1/8 BSP
CP2010	615 192 2010	1/4	1,470	18.0	2.0	49.0	5.5	2.0	0.9	10.0	253	19.1	9.0	<2.5	-	76	87	1/8 BSP

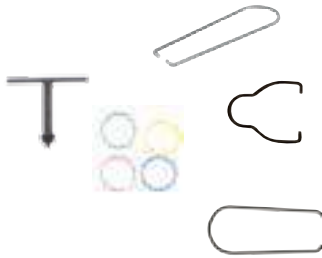
All models: Hose int. 3/8" (9.5mm) - @90 PSI (@6.3 Bar)

Listed specifications are for reference only. Please check documents in each tool or on www.cp.com

Kits, Spares & Accessories



ACCESSORIES INCLUDED



MODEL	DESCRIPTION	PART NUMBER
CP2623, CP2612	Suspension bail Bits (2 Phillips E6.3) Color ring (4) Nipple Male 1/4"NPT	894 016 8729 894 020 0791 894 016 8074 -
CP2009, CP2011	Suspension bail Clutch Key	467003 29932
CP2003, CP2005, CP2006	Suspension bail Clutch Adjustment Hexagonal key	307683 - 69773
CP782	Suspension bail	C148806
CP783	Suspension bail	C148774

OPTIONAL ACCESSORIES



REAR EXHAUST HOSE ASSEMBLY - NOISE REDUCER

MODEL	DESCRIPTION	PART NUMBER
CP2755, CP2765, CP2780	Noise reducer	205 051 6493

SIDE HANDLE

MODEL	DESCRIPTION	PART NUMBER
CP2755, CP2765, CP2780	Side handle	205 049 8553



Did you know that rusted bolts have a bad impact on the clamping force? Keeping studs clean is key to have good tightening and the stud cleaners are the ideal solution for that.

STUD CLEANER (Recommended with CP2755)

PART NUMBER	DESCRIPTION	DIAMETER		LENGTH		REPLACEMENT BRUSHES (Sets of 5)
		in.	mm	in.	mm	
894 016 8858	Stud Cleaner M20x37L	0.79	20	1.46	37	894 016 9930
894 016 9793	Stud Cleaner M22x37L	0.87	22	1.46	37	894 016 9931
894 016 9794	Stud Cleaner M24x37L	0.94	24	1.46	37	894 016 9932
894 016 9927	Stud Cleaner M20x60L	0.79	20	2.36	60	894 016 9934
894 016 9928	Stud Cleaner M22x60L	0.87	22	2.36	60	894 016 9935
894 016 9929	Stud Cleaner M24x60L	0.94	24	2.36	60	894 016 9936
894 016 9795	Stud Cleaner M30x60L	1.18	30	2.36	60	894 016 9933



BALANCERS

BALANCER	LOAD RANGE		STROKE		NET WEIGHT		PART NUMBER	CP TOOLS
	lb.	kg	ft	mm	lb.	mm		
CP9911 (up to 1kg)	0.8-2.2	0.4-1.0	5.2	1,600	1.3	0.6	894 109 9110	CP2036 / CP2037 / CP2754 / CP2006 / CP2009 / CP2011 / CP2621 / CP2622 / CP2003 / CP2005 / CP2007 / CP2008 / CP2010
CP9912 (up to 2kg)	2.2-4.4	1.0-2.0	5.2	1,600	1.3	0.6	894 109 9120	CP2041 / CP2042 / CP2755 / CP2764 / CP2765 / CP2780 / CP2612 / CP2623 / CP2611




Spares & Dimensions

ADAPTERS



DESCRIPTION	PART NUMBER.
A = 1/4" NPT - B = 1/4" BSP	181523
A = 1/8" NPT - B = 1/8" BSP	61103

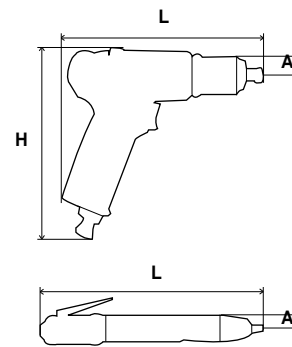
TUNE-UP KITS



MODEL	TUNE-UP KIT
CP2036	894 020 8405
CP2037	894 020 8401
CP2041	894 020 8402
CP2042	894 020 8406
CP2755	205 050 7773
CP2765	205 050 7803
CP2780	205 051 6763
CP2611	894 016 8415
CP2612	894 016 8416
CP2622	894 016 8464
CP2623	894 016 8330

DIMENSIONS

MODEL	DIMENSIONS					
	L		H		SIDE TO CENTER (A)	
	in.	mm	in.	mm	in.	mm
CP780	8-1/4	210	5.9	150	0.78	31
CP781	8-7/8	226	5.9	150	0.78	31
CP782	9-5/8	245	-	-	0.76	30
CP783	8-7/8	226	-	-	0.61	16
CP2003	7.7	197	-	-	0.59	15
CP2005	7.2	182	5.6	143	0.67	17
CP2006	7.2	182	5.6	143	0.67	17
CP2007	9.8	250	-	-	0.59	15
CP2008	10.8	275	-	-	0.63	16
CP2009	10.8	275	-	-	0.63	16
CP2010	10.0	253	-	-	0.67	17
CP2011	10.9	278	-	-	0.67	17
CP2012	10.9	278	-	-	0.67	17
CP2036	8.2	207	-	-	0.91	23
CP2037	8.2	207	-	-	1.22	31.0
CP2041	6.0	152	6.5	165	0.82	20.9
CP2042	6.0	152	6.5	165	0.82	20.9
CP2611	9.3	235	6.9	175	1.26	32
CP2612	7.5	190	6.9	175	0.71	18
CP2621	9.1	232	-	-	1.26	32
CP2622	9.1	232	-	-	1.26	32
CP2623	8.2	207	-	-	0.71	18
CP2754	8.3	210	6.9	175	0.75	19
CP2764	9.0	228	6.7	170	0.75	19



Grinding

UNIQUE FEATURES
Premium Tool
See the unique CP3650/3850 series p68/72

Wheel grinders

For medium and large surfaces, wheel grinders are designed for grinding, cutting, countouring at a high material removal rate.

Collet grinders

For applications on a limited surface, or precisioning needed, collet type grinders are preferred for deburring, die countouring, light chamfering.

UNIQUE FEATURES
Premium Tool

SUPER INDUSTRIAL



SUPER INDUSTRIAL



For maximum material removal with minimum effort, choose the best tool.

Step 1

Applications

- ▶ Materials
- ▶ Access
- ▶ Intensity
- ▶ Precision

Step 2

Abrasives

- ▶ Carbide burs
- ▶ Mounted points
- ▶ Grinding wheels
- ▶ Cutting wheels
- ▶ Flap wheels

Step 3

Tools

- ▶ Die grinders
- ▶ Angle grinders
- ▶ Vertical grinders
- ▶ Extended shaft grinders

Caution: The selected grinder speed should not be higher than Maximum Operating Speed recommended by abrasive manufacturers

Grinding

ERGONOMIC FEATURES

Chicago Pneumatic Abrasive Tools have all the benefits of advanced ergonomics... with the features required to enhance the physical and mental well-being operators need to achieve increased productivity levels:

- . Significant sound and vibration reduction - helps reduce operator fatigue and improve performance.
- . Complete line - designed for maximum productivity under rugged conditions.
- . Wide choice of tools - die grinders, small wheel grinders, horizontal grinders, and vertical grinders.
- . Powerful, yet complete and lightweight - produce more power per pound than comparable electric models.

- . Air powered - Minimal risk of electrical shock or overheating - even with continuous use.

Other Features:

- . Rugged construction - to withstand tough use.
- . Head treated internal parts - keep tool operating, minimize repairs.
- . Easy to service - simple replacement of rotor blades usually restores original power.
- . Wide variety of accessories - extended versatility of the tool.

COLLET GRINDERS


Recommended speeds depending on the machined and the diameter of the head of the carbide burrs.

The choice of burr depends on the size of your application. A larger volume of material to be removed will require a bigger size of abrasive.

Select the tool rpm depending on the diameter of the burr head, the material to be ground and the material in the rotary burr. Use tungsten carbide burrs for hard and tough materials. High speed steel burrs are recommended for unhardened and medium hard materials. See table.

Material Type	Diameter of the head of the carbide burrs				
	1/8" (3 mm)	1/4" (6 mm)	3/8" (10 mm)	1/2" (12 mm)	5/8" (16 mm)
Steel	60,000 - 90,000	45,000 - 60,000	30,000 - 40,000	22,500 - 30,000	18,000 - 24,000
Tempered steel	60,000 - 90,000	30,000 - 45,000	19,000 - 30,000	15,000 - 22,500	12,000 - 18,000
Stainless steel	60,000 - 90,000	30,000 - 45,000	19,000 - 30,000	15,000 - 22,500	12,000 - 18,000
Casting	45,000 - 90,000	22,500 - 60,000	15,000 - 40,000	11,000 - 30,000	9,000 - 24,000
Titanium	60,000 - 90,000	30,000 - 45,000	19,000 - 30,000	15,000 - 22,500	12,000 - 18,000
Nickel	60,000 - 90,000	30,000 - 45,000	19,000 - 30,000	15,000 - 22,500	12,000 - 18,000
Copper & copper alloys	45,000 - 90,000	22,500 - 60,000	15,000 - 40,000	11,000 - 30,000	9,000 - 24,000
Aluminium	30,000 - 90,000	15,000 - 70,000	10,000 - 50,000	7,000 - 3,800	6,000 - 30,000
Plastics	30,000 - 90,000	15,000 - 70,000	10,000 - 50,000	7,000 - 3,800	6,000 - 30,000
Cermet	60,000 - 90,000	30,000 - 45,000	19,000 - 30,000	15,000 - 22,500	12,000 - 18,000

Small precision deburring: die grinding is performed with either tungsten carbide, high speed steel burrs or mounted points.



Carbide Burrs



Mounted Points

WHEEL GRINDERS

Pure material removal, regardless of whether it is removed from a cramped or an open space, is determined by the power generated at the grinding process.

The applied feed force and the rotation of the wheel generates a cutting force which multiplied by the peripheral speed of the wheel represents the power removing material (power = peripheral speed x cutting force).

Chicago Pneumatic grinders features a high degree of safety. Safety throttles, over-speed shut-off and wheel guards are good examples of product safety features carried by your grinders.

The table below will help you to translate the peripheral speed of the grinding wheel to the correct rotational speed of the grinder when using a specific diameter of grinding wheel.

Diameter in. (mm)	Maximum work speed in m/s or Feet/Min							
	32	35	40	50	63	80	100	125
1 (25)	24,450	26,740	30,560	38,200	48,130	61,120	76,390	95,490
1-1/4 (32)	19,100	20,890	23,870	29,840	37,600	47,750	59,680	74,600
1-9/16 (40)	15,280	16,710	19,100	23,870	30,080	38,200	47,750	59,680
2 (50)	1,220	1,3370	15,280	19,100	24,060	30,560	38,200	47,750
2-1/2 (63)	9,700	10,610	12,130	15,160	19,100	24,250	30,320	37,890
3 (80)	7,640	8,360	9,550	11,940	15,040	19,100	23,870	29,840
4 (100)	6,110	6,680	7,640	9,550	12,030	15,280	19,100	23,870
5 (125)	4,890	5,350	6,110	7,640	9,630	12,220	15,280	19,100
6 (150)	4,070	4,460	5,090	6,370	8,020	1,190	12,730	15,920
7 (180)	3,400	3,710	4,240	5,310	6,680	8,490	10,610	13,260
7-7/8 (200)	3,060	3,340	3,820	4,780	6,020	7,640	9,550	11,940
9 (230)	2,660	2,910	3,320	5,150	5,230	6,640	8,300	10,380
9-27/32 (250)	2,440	2,670	3,060	3,820	4,810	6,110	7,640	9,550
11-13/16 (300)	2,040	2,230	2,550	3,180	4,010	5,090	6,370	7,960

How ensure safe operation:

- . Check the tool free speed
 - . Match the maximum speed of the abrasive to the grinder
 - . Inspect the grinding wheel
 - . Inspect the flange
 - . Inspect the wheel guard
- 1** Wear protection goggles, gloves & hearing protection

- . Test run your grinder in a protected area after assembling the wheel
 - . Make sure that the tools receive proper maintenance, see service sheet
- 2** Disconnect the tool from the air network before changing accessories abrasives.

<0.3 hp (220W) Die Grinders

CP9104Q

60,000 RPM



CP9104Q K HIGH-SPEED FOR PRECISION WORK

See details on page 63



FEATURES

- 3 mm and 1/8" collets included
- Very low noise level: only 71 dB(A)
- High free speed: 60,000 rpm
- Included silencer hose

BENEFITS

- General Maintenance Applications pencil grinder
- Extremely easy to handle
- Quiet and lightweight
- Ideal for limited space applications

CP875

22,500 RPM



COMPACT & LIGHTWEIGHT

CP875 K

See details on page 63

FEATURES

- 1/4" and 6 mm collets
- 90° angle head allows flexibility in tight areas
- Built-in air regulator

BENEFITS

- General Maintenance Applications angle die grinder
- Compact and lightweight tool designed for easy maneuverability
- Ideal for limited space applications

CP876

Similar features as CP875 with straight body



See accessories on pages 60 to 63

CP3000-600CR

60,000 RPM

HIGH SPEED & DURABLE BODY

FEATURES

- 1/8" collet - Product for imperial system only
- High free speed: 60,000 rpm
- Steel but lightweight body
- Grooved housing
- Rotary valve
- Included silencer hose

BENEFITS

- Industrial Maintenance and Production Applications pencil grinder
- Great durability
- Operator comfort
- High precision



CP3000-600CR

Similar features as CP3000-600CR 1/8, with 3 mm collet size.



CP3000-600CR

MODEL	PART NUMBER	FREE SPEED		POWER		COLLET CAPACITY		AIR CONS. @LOAD		NET WEIGHT		LENGTH		VIBRATION LEVEL ISO 28927 (m/s ²)		SOUND PRESS. ISO 15744 - dB(A)	SOUND POWER	AIR INLET
		rpm		hp	W	in.	mm	cfm	l/s	lb	kg	in.	mm	a	k			
CP3000-600CR	615 160 0330	60,000		0.12	90	-	3	5.5	2.6	0.3	0.1	6.0	153	<2.5		71	82	1/4"
CP3000-600CR	615 160 0140	60,000		0.12	90	1/8	-	5.5	2.6	0.3	0.1	6.0	153	<2.5		71	82	1/4"
CP875	T023995	22,500		0.3	220	1/4	6	22.0	10.4	1.0	0.4	4.8	124	4.4	1.9	101	112	1/4"
CP876	T023996	30,000		0.3	220	1/4	6	23.9	11.3	0.7	0.3	4.7	121	<2.5		101	112	1/4"
CP9104Q	615 195 9104	60,000		0.05	40	1/8	3	7.0	3.2	0.5	0.2	5.2	133	<2.5		71	82	1/4"

All models: Hose int. 3/8" (9.5mm) - @90 PSI (@6.3 Bar)

Listed specifications are for reference only. Please check documents in each tool.

Grinding

< 0.54 hp (400W) Die Grinders

CP9105Q-B



QUIET & EFFICIENT

FEATURES

- 0.32 hp (240 W) motor
- 28,000 rpm free speed
- Low noise level: only 81 dB(A)
- Built-in air regulator
- Rubber overmould grip
- Rear exhaust
- Swivel air inlet
- Includes 1/4" and 6 mm collets

BENEFITS

- General Maintenance Applications die grinder
- High operator comfort
- Power and performance
- Ideal for limited space applications

CP9106Q-B

Similar features as CP9105Q-B with 23,000 rpm and 90° angle head



CP9108Q-B

Similar features as CP9105Q-B 23,000 rpm and 120° angle head



CP9110Q-B

Similar features as CP9105Q-B 27,000 rpm and with extended shaft



CP9111Q-B

22,000 RPM



CP9112Q-B

Similar features as CP9111Q-B with extended shaft

POWERFUL & QUIET

FEATURES

- 0.47 hp (350 W) motor
- 22,000 rpm free speed
- Low noise level: only 80 dB(A)
- Built-in air regulator
- Rubber overmould grip
- Rear exhaust
- Swivel air inlet
- Includes 1/4" and 6 mm collets

BENEFITS

- General Maintenance Applications die grinder
- High operator comfort
- Power and performance
- Ideal for limited space applications



See accessories on pages 60 to 63

CP860



24,000 RPM



CP860E

Same features as CP860 with 6 mm collet

CP860ES

Same features as CP860 with 6" extended shaft

CP860ESE

Same features as CP860E with 6" extended shaft and 6 mm collet

GREAT DURABILITY

FEATURES

- 1/4" collet
- Rugged and energy efficient 0.54 hp (400 W) motor
- Adjustable speed regulator
- Lock-off throttle
- Square handle design for greater comfort

BENEFITS

- General Maintenance Applications die grinder
- Productivity and control
- Excellent for cleaning tires, moldings, porting, relieving engines, and general high-speed polishing and grinding

MODEL	PART NUMBER	FREE SPEED		POWER		COLLET CAPACITY		AIR CONS. AT FREE SPEED		AIR CONS. @LOAD		NET WEIGHT		LENGTH		VIBRATION LEVEL ISO 28927 (m/s ²)		SOUND PRESS.	SOUND POWER	AIR INLET
		rpm	hp	W	in.	mm	cfm	l/s	cfm	l/s	lb	kg	in.	mm	a	k				
CP860	T019704	24,000	0.54	400	1/4	-	21.0	9.9	20.9	9.9	1.2	0.5	5.7	146	3.7	1.6	92	103	1/4"	
CP860E	T021136	24,000	0.54	400	-	6	21.0	9.9	20.9	9.9	1.2	0.5	5.7	146	3.7	1.6	92	103	1/4"	
CP860ES	T023193	24,000	0.54	400	1/4	-	23.0	10.8	23.1	10.9	2.1	0.9	11.7	294	3.7	1.5	92	103	1/4"	
CP860ESE	T023354	24,000	0.54	400	-	6	23.0	10.8	23.1	10.9	2.1	0.9	11.7	294	3.7	1.5	93	104	1/4"	
CP9105Q-B	615 195 2105	28,000	0.3	240	1/4	6	19.7	9.3	8.6	4.1	0.8	0.4	6.3	160	3.6	2.0	80	91	1/4"	
CP9106Q-B	615 195 2106	23,000	0.3	240	1/4	6	19.3	9.1	8.6	4.1	1.5	0.7	4.7	120	5.1	2.6	80	91	1/4"	
CP9108Q-B	615 195 2108	23,000	0.3	240	1/4	6	19.3	9.1	8.6	4.1	1.1	0.5	7.9	200	5.1	1.6	80	91	1/4"	
CP9110Q-B	615 195 2110	27,000	0.3	240	1/4	6	18.3	8.6	8.6	4.1	1.5	0.7	10.2	260	4.9	2.5	80	91	1/4"	
CP9111Q-B	615 195 2111	22,000	0.47	350	1/4	6	23.1	10.9	8.6	4.1	1.5	0.7	6.3	160	3.7	1.6	80	91	1/4"	
CP9112Q-B	615 195 2112	22,000	0.47	350	1/4	6	25.0	11.8	8.6	4.1	2.9	1.3	13.4	340	2.7	1.2	80	91	1/4"	

All models: Hose int. 3/8" (9.5mm) - @90 PSI (@6.3 Bar)

Listed specifications are for reference only. Please check documents in each tool.

The CP3000 Series Benefits

LIGHTWEIGHT & ERGONOMIC

- Industrial Maintenance and Production Applications die grinder
- Operator comfort
- High precision
- Industrial grade durability up to 1000 hours
- Easy maintenance

CP3000-420R

20,000 RPM



CP3000-415R/418R/424R

Same features as CP3000-420R with respectively 15,000 - 18,000 - 24,000 rpm

CP3000-415F/418F/420F/424F

Same features as CP3000-420R with same speeds and Front exhaust. (Not for CE markets)

FEATURES

- 1/4" (6.35 mm) collet holder
- 0.54 hp (400 W) industrial grade motor
- 20,000 rpm free speed
- Compact composite handle
- Streamlined safety lever
- Rear Exhaust

CP3000-520R

20,000 RPM



CP3000-515R/518R

Similar features as CP3000-520R with respectively 15,000 - 18,000 rpm

CP3000-515F/518F/520F

Similar features as CP3000-520R with same speeds and Front exhaust. (Not for CE markets)

FEATURES

- 1/4" (6.35 mm) collet holder
- 0.7 hp (500 W) industrial grade motor
- 15,000 rpm free speed
- Compact composite handle
- Streamlined safety lever
- Rear Exhaust



See accessories on pages 60 to 63

CP3000-325R

25,000 RPM

FEATURES

- 1/4" (6.35 mm) collet holder
- 0.4 hp (300 W) industrial grade motor
- 25,000 rpm free speed
- Compact composite handle
- Streamlined safety lever
- Rear Exhaust



CP3000-330R

Similar features as CP3000-325R with 30,000 rpm

CP3000-325F/330F

Similar features as CP3000-325R with 25,000, 30,000 rpm and Front exhaust. (Not for CE markets)

MODEL	PART NUMBER	FREE SPEED	POWER		COLLET CAPACITY		AIR CONS. AT FREE SPEED		AIR CONS. @LOAD		NET WEIGHT		LENGTH		VIBRATION LEVEL ISO 28927 (m/s ²)		SOUND PRESS. ISO 15744 - dB(A)	SOUND POWER	AIR INLET
		rpm	hp	W	in.	mm	cfm	l/s	cfm	l/s	lb	kg	in.	mm	a	k			
CP3000-325F	615 160 0180	25,000	0.4	300	1/4	6.35	21.2	10	17.2	8.1	0.8	0.3	5.9	150	<2.5		84	95	1/4"
CP3000-325R	615 160 0150	25,000	0.4	300	1/4	6.35	21.2	10	19.0	9.0	0.8	0.3	5.9	150	3.2	1.6	79	90	1/4"
CP3000-330F	615 160 0170	30,000	0.4	300	1/4	6.35	22.7	10.7	17.8	8.4	0.8	0.3	5.9	150	3.2	1.6	84	95	1/4"
CP3000-330R	615 160 0160	30,000	0.4	300	1/4	6.35	23.3	11	19.0	9.0	0.8	0.3	5.9	150	<2.5		77	88	1/4"
CP3000-415F	615 160 0230	15,000	0.54	400	1/4	6.35	23.7	11.2	20.3	9.6	1.6	0.7	7.7	196	<2.5		82	93	1/4"
CP3000-415R	615 160 0190	15,000	0.54	400	1/4	6.35	25.4	12	21.2	10.0	1.6	0.7	7.7	196	<2.5		80	91	1/4"
CP3000-418F	615 160 0240	18,000	0.54	400	1/4	6.35	25.7	12.1	21.6	10.2	1.6	0.7	7.7	196	<2.5		82	93	1/4"
CP3000-418R	615 160 0200	18,000	0.54	400	1/4	6.35	25.4	12	21.2	10.0	1.6	0.7	7.7	196	<2.5		77	88	1/4"
CP3000-420F	615 160 0250	20,000	0.54	400	1/4	6.35	25.9	12.2	22.0	10.4	1.6	0.7	7.7	196	<2.5		82	93	1/4"
CP3000-420R	615 160 0210	20,000	0.54	400	1/4	6.35	25.4	12	23.3	11.0	1.6	0.7	7.7	196	<2.5		78	89	1/4"
CP3000-424F	615 160 0260	24,000	0.54	400	1/4	6.35	27.1	12.8	23.9	11.3	1.6	0.7	7.7	196	<2.5		82	93	1/4"
CP3000-424R	615 160 0220	24,000	0.54	400	1/4	6.35	27.6	13	23.3	11.0	1.6	0.7	7.7	196	<2.5		79	90	1/4"
CP3000-515F	615 160 0300	15,000	0.7	500	1/4	6.35	28.6	13.5	23.7	11.2	1.8	0.8	7.6	195	<2.5		79	90	1/4"
CP3000-515R	615 160 0270	15,000	0.7	500	1/4	6.35	29.7	14	25.4	12.0	1.8	0.8	7.6	195	<2.5		80	91	1/4"
CP3000-518F	615 160 0310	18,000	0.7	500	1/4	6.35	29.7	14	25.7	12.1	1.8	0.8	7.6	195	<2.5		80	91	1/4"
CP3000-518R	615 160 0280	18,000	0.7	500	1/4	6.35	31.8	15	27.6	13.0	1.8	0.8	7.6	195	<2.5		79	90	1/4"
CP3000-520F	615 160 0320	20,000	0.7	500	1/4	6.35	30.3	14.3	26.3	12.4	1.8	0.8	7.6	195	<2.5		81	92	1/4"
CP3000-520R	615 160 0290	20,000	0.7	500	1/4	6.35	31.8	15	27.5	13.0	1.8	0.8	7.6	195	<2.5		80	91	1/4"

All models: Hose int. 3/8" (9.5mm) - @90 PSI (@6.3 Bar)

Listed specifications are for reference only. Please check documents in each tool.

Grinding

<0.7 hp (500W) Die Grinders

The CP3030 Series Benefits

LIGHTWEIGHT & ERGONOMIC

- Industrial Maintenance and Production Applications angle die grinder
- Operator comfort
- High precision
- Industrial grade durability up to 1000 hours
- Easy maintenance

CP3030-325R

25,000 RPM

FEATURES

- 1/4" (6.35 mm) collet holder
- 0.4 hp (300 W) industrial grade motor
- 25,000 rpm free speed
- Compact composite handle
- Streamlined safety lever
- Gearless durable construction
- 7° angle to allow working in tight angles
- Rear Exhaust



CP3030-325R

CP3030-330R

Same features as CP3030-325R with 30,000 rpm

CP3030-325F/330F

Same features as CP3030-325R with 25,000, 30,000 rpm and Front exhaust. **(Not for CE markets)**

CP3030-420R

20,000 RPM



FEATURES

- 1/4" (6.35 mm) collet holder
- 0.54 hp (400 W) industrial grade motor
- 20,000 rpm free speed
- Compact composite handle
- Streamlined safety lever
- Gearless durable construction
- 7° angle to allow working in tight angles
- Rear exhaust

CP3030-418R/424R

Same features as CP3030-420R with respectively 18,000 - 24,000 rpm

CP3030-418F/420F/424F

Same features as CP3030-420R with same speeds and Front exhaust. **(Not for CE markets)**

CP3030-520R

20,000 RPM



FEATURES

- 1/4" (6.35 mm) collet holder
- 0.5 hp (400 W) industrial grade motor
- 20,000 rpm free speed
- Compact composite handle
- Streamlined safety lever
- Gearless durable construction
- 7° angle to allow working in tight angles
- Rear Exhaust

CP3030-518R

Same features as CP3030-520R with 18,000 rpm

CP3030-518F/520F

Same features as CP3030-520R with same speeds and Front exhaust. **(Not for CE markets)**

See accessories on pages 60 to 63



MODEL	PART NUMBER	FREE SPEED		POWER		COLLET CAPACITY		AIR CONS. AT FREE SPEED		AIR CONS. @LOAD		NET WEIGHT		LENGTH		VIBRATION LEVEL ISO 28927 (m/s ²)		SOUND PRESS.	SOUND POWER	AIR INLET
		rpm	hp	W	in.	mm	cfm	l/s	cfm	l/s	lb	kg	in.	mm	a	k	ISO 15744 - dB(A)			
CP3030-325F	615 160 4120	25,000	0.4	300	1/4	6.35	20.6	9.7	16.3	7.7	1.1	0.5	6.1	154	<2.5	85	96	1/4"		
CP3030-325R	615 160 4090	25,000	0.4	300	1/4	6.35	21.2	10	16.9	8.0	1.1	0.5	6.1	154	<2.5	79	90	1/4"		
CP3030-330F	615 160 4110	30,000	0.4	300	1/4	6.35	22.0	10.4	17.5	8.3	1.1	0.5	6.1	154	<2.5	84	95	1/4"		
CP3030-330R	615 160 4100	30,000	0.4	300	1/4	6.35	21.2	10	19.0	9.0	1.1	0.5	6.1	154	<2.5	77	88	1/4"		
CP3030-418F	615 160 4160	18,000	0.54	400	1/4	6.35	25.0	11.8	20.5	9.7	1.8	0.8	6.8	174	<2.5	82	93	1/4"		
CP3030-418R	615 160 4130	18,000	0.54	400	1/4	6.35	25.4	12	21.2	10.0	1.8	0.8	6.8	174	<2.5	75	86	1/4"		
CP3030-420F	615 160 4170	20,000	0.54	400	1/4	6.35	21.4	10.1	21.4	10.1	1.8	0.8	6.8	174	<2.5	82	93	1/4"		
CP3030-420R	615 160 4140	20,000	0.54	400	1/4	6.35	27.6	13	23.3	11.0	1.8	0.8	6.8	174	<2.5	76	87	1/4"		
CP3030-424F	615 160 4180	24,000	0.54	400	1/4	6.35	23.1	10.9	23.1	10.9	1.8	0.8	6.8	174	<2.5	82	93	1/4"		
CP3030-424R	615 160 4150	24,000	0.54	400	1/4	6.35	27.6	13	23.3	11.0	1.8	0.8	6.8	174	<2.5	77	88	1/4"		
CP3030-518F	615 160 4210	18,000	0.7	500	1/4	6.35	29.3	13.8	23.9	11.3	1.8	0.8	6.8	174	<2.5	81	92	1/4"		
CP3030-518R	615 160 4190	18,000	0.7	500	1/4	6.35	31.8	15	27.5	13.0	1.8	0.8	6.8	174	<2.5	80	91	1/4"		
CP3030-520F	615 160 4220	20,000	0.7	500	1/4	6.35	29.3	13.8	25.0	11.8	1.8	0.8	6.8	174	<2.5	80	91	1/4"		
CP3030-520R	615 160 4200	20,000	0.7	500	1/4	6.35	32.9	15.5	29.6	14.0	1.8	0.8	6.8	174	<2.5	80	91	1/4"		

All models: Hose int. 3/8" (9.5mm) - @90 PSI (@6.3 Bar)

Listed specifications are for reference only. Please check documents in each tool.

The CP3019 Series Benefits

HIGH PERFORMANCE IN A COMPACT PACKAGE

- Industrial Maintenance and Production Applications die grinder
- Optimal productivity
- Superior Ergonomics
- Highest durability in demanding applications up to 2000 hours maintenance intervals



CP3019-31

31,000 RPM



FEATURES

- 1/4" (6.35 mm) collet holder
- 0.5 hp (375 W) governed motor
- 31,000 rpm free speed
- Compact body
- Insulating composite over-housing
- Streamlined safety lever
- Rear exhaust

CP3019-18/20/25/40

Same features as CP3019-31 with respectively 18,000 - 20,000 - 25,000 - 40,000 rpm

CP3019-20/25/31/40 CNOMO

Same features as CP3019-31 with 20,000 - 25,000 - 31,000 - 40,000 rpm and 6 mm collet

CP3019-12AC

12,000 RPM



FEATURES

- 1/4" (6.35 mm) collet holder
- 0.5 hp (375 W) governed motor
- 12,000 rpm free speed
- Compact body
- Insulating composite over-housing
- Streamlined safety lever
- Highly durable bevel gear
- Rear exhaust

CP3019-20AC

Same features as CP3019-12AC with 20,000 rpm

CP3019-12AC/20AC CNOMO

Same features as CP3019-12AC with 6 mm CNOMO collet

CP3019-31ES

31,000 RPM

HIGH PERFORMANCE IN A COMPACT PACKAGE



FEATURES

- 1/4" (6.35 mm) collet holder
- Extended body
- 0.5 hp (375 W) governed motor
- 31,000 rpm free speed
- Compact body
- Insulating composite over-housing
- Streamlined safety lever
- Rear exhaust



CP3019-20ES/25ES/40ES

Same features as CP3019-31ES with 20,000 - 25,000 - 40,000 rpm

BENEFITS

- Industrial Maintenance and Production Applications extended shaft die grinder
- Optimal productivity
- Superior Ergonomics
- Highest durability in demanding applications up to 2000 hours maintenance intervals

CP3019-20ES/25ES/40ES CNOMO

Same features as CP3019-31ES with 6 mm CNOMO collet



CP3019-31ES



See accessories on pages 60 to 63

MODEL	PART NUMBER	FREE SPEED		POWER		COLLET CAPACITY		AIR CONS. AT FREE SPEED		AIR CONS. @LOAD		NET WEIGHT		LENGTH		VIBRATION LEVEL ISO 28927 (m/s ²)		SOUND PRESS. ISO 15744 - dB(A)	SOUND POWER	AIR INLET
		rpm	hp	W	in.	mm	cfm	l/s	cfm	l/s	lb	kg	in.	mm	a	k				
CP3019-12AC	615 160 4070	12,000	0.5	375	1/4	6.35	6.8	3.2	16.9	8.0	1.1	0.5	8.5	216	3.7	1.9	78	89	1/4"	
CP3019-20AC	615 160 4080	20,000	0.5	375	1/4	6.35	11.2	5.3	19.9	9.4	1.1	0.5	8.5	216	4.3	3.4	82	93	1/4"	
CP3019-18	615 160 0090	18,000	0.5	375	1/4	6.35	5.3	2.5	15.0	7.1	0.8	0.3	6.7	169	<2.5		75	86	1/4"	
CP3019-20	615 160 0100	20,000	0.5	375	1/4	6.35	6.4	3	19.0	9.0	0.8	0.3	6.7	169	4.1	1.5	74	85	1/4"	
CP3019-25	615 160 0110	25,000	0.5	375	1/4	6.35	8.5	4	19.0	9.0	0.8	0.3	6.6	169	2.6	1.5	77	88	1/4"	
CP3019-31	615 160 0120	31,000	0.5	375	1/4	6.35	10.0	4.7	21.2	10.0	0.8	0.3	6.6	169	3.3	2.0	79	90	1/4"	
CP3019-40	615 160 0130	40,000	0.5	375	1/4	6.35	14.8	7	22.0	10.4	0.8	0.3	6.6	169	<2.5		81	92	1/4"	
CP3019-20ES	615 160 2170	20,000	0.5	375	1/4	6.35	7.0	3.3	18.0	8.5	1.2	0.5	9.8	249	3.7	1.9	73	84	1/4"	
CP3019-25ES	615 160 2180	25,000	0.5	375	1/4	6.35	7.6	3.6	19.0	9.0	1.2	0.5	9.8	249	3.2	1.7	76	87	1/4"	
CP3019-31ES	615 160 2190	31,000	0.5	375	1/4	6.35	10.0	4.7	19.9	9.4	1.2	0.5	9.8	249	3.6	1.6	80	91	1/4"	
CP3019-40ES	615 160 2200	40,000	0.5	375	1/4	6.35	14.8	7	21.2	10.0	1.2	0.5	9.8	249	3	2.0	80	91	1/4"	
CP3019-20 CNOMO	615 160 0340	20,000	0.5	375	-	6	6.4	3	19.0	9.0	0.8	0.3	6.6	169	<2.5		74	85	1/4"	
CP3019-25 CNOMO	615 160 0350	25,000	0.5	375	-	6	8.5	4	19.0	9.0	0.8	0.3	6.6	169	<2.5		78	89	1/4"	
CP3019-31 CNOMO	615 160 0360	31,000	0.5	375	-	6	10.0	4.7	21.2	10.0	0.8	0.3	6.6	169	2.8	2.0	77	88	1/4"	
CP3019-40 CNOMO	615 160 0370	40,000	0.5	375	-	6	14.8	7	22.0	10.4	0.8	0.3	6.6	169	2.8	1.4	77	88	1/4"	
CP3019-20ES CNOMO	615 160 2210	20,000	0.5	375	-	6	7.0	3.3	18.0	8.5	1.2	0.5	9.8	249	2.9	0.9	75	86	1/4"	
CP3019-25ES CNOMO	615 160 2220	25,000	0.5	375	-	6	7.6	3.6	19.1	9.0	1.2	0.5	9.8	249	4.7	2.4	78	89	1/4"	
CP3019-31ES CNOMO	615 160 2230	31,000	0.5	375	-	6	10.0	4.7	19.9	9.4	1.2	0.5	9.8	249	<2.5		80	91	1/4"	
CP3019-40ES CNOMO	615 160 2240	40,000	0.5	375	-	6	14.8	7	21.2	10.0	1.2	0.5	9.8	249	<2.5		78	89	1/4"	
CP3019-12AC CNOMO	615 160 4230	12,000	0.5	375	-	6	6.8	3.2	16.9	8.0	1.1	0.5	8.5	216	3.7	1.9	78	89	1/4"	
CP3019-20AC CNOMO	615 160 4240	20,000	0.5	375	-	6	11.2	5.3	19.9	9.4	1.1	0.5	8.5	216	4.3	3.4	82	93	1/4"	

All models: Hose int. 3/8" (9.5mm) - @90 PSI (@6.3 Bar)

Listed specifications are for reference only. Please check documents in each tool.

Grinding

1 hp (750W) Die Grinders

CP9113GES

25,000 RPM

ROBUST STEEL CONSTRUCTION

FEATURES

- 1/4" (6.35 mm) collet holder
- Extended body
- 1 hp (750 W) motor
- 25,000 rpm free speed
- Robust machined steel housing
- Robust safety lever
- Side exhaust

BENEFITS

- Industrial Maintenance and Production Applications extended shaft die grinder
- High body durability
- Withstands rough usage
- Withstands extreme temperatures



CP9113GES

CP9113G

25,000 RPM



ROBUST STEEL CONSTRUCTION

FEATURES

- 1/4" (6.35 mm) collet holder
- Short body
- 1 hp (750 W) motor
- 25,000 rpm free speed
- Robust machined steel housing
- Robust safety lever
- Front exhaust

BENEFITS

- Industrial Maintenance and Production Applications die grinder
- High body durability
- Withstands rough usage
- Withstands extreme temperatures

CP3451-18SEC

18,000 RPM



INDUSTRIAL GRADE EXTENDED SHAFT DIE GRINDER

CP3451-18SERC

Same features as CP3451-18SEC with rotative valve
(Not for CE / NA markets)



FEATURES

- 1/4" (6.35 mm) collet holder
- 1 hp (750 W) high torque motor
- 18,000 rpm free speed
- Aluminum body
- Insulating composite cover
- Rear exhaust

BENEFITS

- Industrial Maintenance and Production Applications straight die grinder
- Light body
- Industrial grade durability up to 1000 hours



CP3451-18SEC



See accessories on pages 60 to 63

MODEL	PART NUMBER	FREE SPEED		POWER		COLLET CAPACITY		AIR CONS. AT FREE SPEED		AIR CONS. @LOAD		NET WEIGHT		LENGTH		VIBRATION LEVEL ISO 28927 (m/s ²)		SOUND PRESS.	SOUND POWER	AIR INLET
		rpm		hp	W	in.	mm	cfm	l/s	cfm	l/s	lb	kg	in.	mm	a	k			
CP3451-18SEC	615 160 2010	18,000		1	750	1/4	6.35	40.5	19.1	36.8	17.4	3.1	1.4	13.0	330	2.7	1.8	83	94	3/8"
CP3451-18SERC	615 160 2040	18,000		1	750	1/4	6.35	40.5	19.1	36.8	17.4	3.1	1.4	13.0	330	2.7	1.8	83	94	3/8"
CP9113G	615 160 0010	25,000		1	750	1/4	6.35	36.0	17	31.8	15.0	2.5	1.1	6.7	170	3.6	1.8	92	103	3/8"
CP9113GES	615 160 2070	25,000		1	750	1/4	6.35	36.0	17	31.8	15.0	3.5	1.6	12.6	320	2.7	1.1	82	93	3/8"

All models: Hose int. 3/8" (9.5mm) - @90 PSI (@6.3 Bar)

Listed specifications are for reference only. Please check documents in each tool.

0.8 & 2.3 hp (600 & 1,700 W) Die Grinders

CP3109-24

24,000 RPM



CP3109-19 CP3109-28

Same features as
CP3119-24 with 19,000
- 28,000 rpm



CP3109-19ES 24ES/28ES

Same features as
CP3109-24 with 19,000 -
24,000 - 28,000 rpm and
extended shaft

HIGH PERFORMANCE

FEATURES

- 1/4" (6.35 mm) collet holder
- 0.8 hp (600 W) governed motor
- 24,000 rpm free speed
- Steel housing
- Insulating composite over-housing
- Streamlined safety lever
- Rear exhaust

BENEFITS

- Industrial Maintenance and Production Applications die grinder
- High productivity
- Highest durability in demanding applications up to 2000 hours maintenance intervals

CP3109-13AC

13,000 RPM



HIGH PERFORMANCE

FEATURES

- 1/4" (6.35 mm) collet holder
- 0.8 hp (600 W) governed motor
- 13,000 rpm free speed
- Steel housing
- Insulating composite over-housing
- Streamlined safety lever
- Highly durable bevel gear
- Rear exhaust

BENEFITS

- Industrial Maintenance and Production Applications die grinder
- Optimal productivity
- Highest durability in demanding applications up to 2000 hours maintenance intervals



See accessories on pages 60 to 63

MODEL	PART NUMBER	FREE SPEED		POWER		COLLET CAPACITY		AIR CONS. AT FREE SPEED		AIR CONS. @LOAD		NET WEIGHT		LENGTH		VIBRATION LEVEL ISO 28927 (m/s ²)		SOUND PRESS. ISO 15744 - dB(A)	SOUND POWER	AIR INLET
		rpm	hp	W	in.	mm	cfm	l/s	cfm	l/s	lb	kg	in.	mm	a	k				
CP3109-13AC	615 160 4060	13,000	0.8	600	1/4	6.35	21.0	10	31.8	15.0	2.4	1.1	8.6	216	3.7	1.4	85	96	3/8"	
CP3109-19	615 160 0020	19,000	0.8	600	1/4	6.35	13.0	6	31.8	15.0	2.0	0.9	8.8	222	3.0	1.7	76	87	3/8"	
CP3109-24	615 160 0030	24,000	0.8	600	1/4	6.35	21.0	10	31.8	15.0	2.0	0.9	8.8	222	<2.5		81	92	3/8"	
CP3109-28	615 160 0040	28,000	0.8	600	1/4	6.35	34.0	16	31.8	15.0	2.0	0.9	8.8	222	<2.5		85	96	3/8"	
CP3109-19ES	615 160 2080	19,000	0.8	600	1/4	6.35	13.0	6	31.8	15.0	2.9	1.3	14.5	363	<2.5		76	87	3/8"	
CP3109-24ES	615 160 2090	24,000	0.8	600	1/4	6.35	21.0	10	31.8	15.0	2.9	1.3	14.2	361	<2.5		81	92	3/8"	
CP3109-28ES	615 160 2100	28,000	0.8	600	1/4	6.35	34.0	16	31.8	15.0	2.9	1.3	14.2	361	<2.5		85	96	3/8"	
CP3650-120ACC	615 160 7230	12,000	2.3	1,700	1/4	6.35	42.0	20	68.0	32.0	3.1	1.4	9.4	238	7.5	2.5	82	93	3/8"	

All models: Hose int. 3/8" (9.5mm) - @90 PSI (@6.3 Bar) Exept CP3650: 1/2" (13 mm) Listed specifications are for reference only. Please check documents in each tool.

CP3650-120ACC

12,000 RPM

SUPERLATIVE PERFORMANCE & ERGONOMICS

FEATURES

- 1/4" (6.35 mm) collet holder
- 2.3 hp (1,700 W) high performance governed motor
- 12,000 rpm free speed
- Superior durability bevel gear
- Streamlined safety lever
- Spindle lock button

BENEFITS

- Highest durability in demanding applications up to 2000 hours
- Superior torque for maximal productivity
- Superior ergonomics



See pages 68-70 for CP3650 range presentation
See pages 78-80 for accessories

Grinding

1.2 hp (900W) Die Grinders

CP3119-22

22,000 RPM

HIGH PERFORMANCE

FEATURES

- 1/4" (6.35 mm) collet holder
- 1.2 hp (900 W) governed motor
- 22,000 rpm free speed
- Steel housing
- Insulating composite over-housing
- Streamlined safety lever
- Rear exhaust

BENEFITS

- Industrial Maintenance and Production Applications
- High productivity thanks to short or extended shaft die grinder
- Highest durability in demanding applications up to 2000 hours maintenance intervals



CP3119-22

CP3119-12/15/18/22 CNOMO

Same features as CP3019-22 with 12,000 - 15,000 - 18,000 - 22,000 rpm and 6 mm CNOMO collet

CP3119-12/15/18

Same features as CP3119-22 with 12,000 - 15,000 - 18,000 rpm

CP3119-22ES

22,000 RPM



HIGH PERFORMANCE

FEATURES

- 1/4" (6.35 mm) collet holder
- Extended body with rubber grip
- 1.2 hp (900 W) governed motor
- 22,000 rpm free speed
- Steel housing
- Insulating composite over-housing
- Streamlined safety lever
- Rear exhaust

BENEFITS

- Industrial Maintenance and Production Applications
- High productivity thanks to short or extended shaft die grinder
- Highest durability in demanding applications up to 2000 hours maintenance intervals

CP3119-12ES/15ES 18ES/22ES

Same features as CP3119-22ES with 12,000 - 15,000 - 18,000 - 22,000 rpm

CP3119-12ES/15ES 18ES/22ES CNOMO

Same features as CP3019-22ES with 12,000 - 15,000 - 18,000 - 22,000 rpm and 6 mm CNOMO collet



MODEL	PART NUMBER	FREE SPEED		POWER		COLLET CAPACITY		AIR CONS. AT FREE SPEED		AIR CONS. @LOAD		NET WEIGHT		LENGTH		VIBRATION LEVEL ISO 28927 (m/s ²)		SOUND PRESS. ISO 15744 - dB(A)	SOUND POWER	AIR INLET
		rpm		hp	W	in.	mm	cfm	l/s	cfm	l/s	lb	kg	in.	mm	a	k			
CP3119-12	615 160 0050	12,000		1.2	900	1/4	6.35	13.0	6	33.9	16.0	1.2	1.0	8.8	222	<2.5		76	87	3/8"
CP3119-15	615 160 0060	15,000		1.2	900	1/4	6.35	17.0	8	36.0	17.0	1.2	1.0	8.8	222	3.8	2.2	81	92	3/8"
CP3119-18	615 160 0070	18,000		1.2	900	1/4	6.35	21.0	10	38.1	18.0	1.2	1.0	8.8	222	2.9	1.7	80	91	3/8"
CP3119-22	615 160 0080	22,000		1.2	900	1/4	6.35	28.0	13	38.1	18.0	1.2	1.0	8.8	222	<2.5		81	92	3/8"
CP3119-12ES	615 160 2110	12,000		1.2	900	1/4	6.35	13.0	6	33.9	16.0	3.1	1.4	14.2	361	<2.5		76	87	3/8"
CP3119-15ES	615 160 2120	15,000		1.2	900	1/4	6.35	17.0	8	36.0	17.0	3.1	1.4	14.2	361	<2.5		81	92	3/8"
CP3119-18ES	615 160 2130	18,000		1.2	900	1/4	6.35	21.0	10	38.1	18.0	3.1	1.4	14.2	361	<2.5		80	91	3/8"
CP3119-22ES	615 160 2140	22,000		1.2	900	1/4	6.35	28.0	13	38.1	18.0	3.1	1.4	14.2	361	2.6	0.8	81	92	3/8"
CP3119-12 CNOMO	615 160 0380	12,000		1.2	900	-	6	16.0	6	33.9	16.0	2.2	1.0	8.7	222	<2.5		75	86	3/8"
CP3119-15 CNOMO	615 160 0390	15,000		1.2	900	-	6	17.0	8	36.0	17.0	2.2	1.0	8.7	222	<2.5		80	91	3/8"
CP3119-18 CNOMO	615 160 0400	18,000		1.2	900	-	6	18.0	10	38.1	18.0	2.2	1.0	8.7	222	<2.5		81	92	3/8"
CP3119-22 CNOMO	615 160 0410	22,000		1.2	900	-	6	18.0	13	38.1	18.0	2.2	1.0	8.7	222	<2.5		81	92	3/8"
CP3119-12ES CNOMO	615 160 2250	12,000		1.2	900	-	6	16.0	6	33.9	16.0	3.1	1.4	14.3	363	2.7		76	87	3/8"
CP3119-15ES CNOMO	615 160 2260	15,000		1.2	900	-	6	17.0	8	36.0	17.0	3.1	1.4	14.3	363	<2.5		81	92	3/8"
CP3119-18ES CNOMO	615 160 2270	18,000		1.2	900	-	6	18.0	10	38.1	18.0	3.1	1.4	14.3	363	<2.5		80	91	3/8"
CP3119-22ES CNOMO	615 160 2280	22,000		1.2	900	-	6	18.0	13	38.1	18.0	3.1	1.4	14.3	363	<2.5		81	92	3/8"

All models: Hose int. 3/8" (9.5mm) - @90 PSI (@6.3 Bar)

Listed specifications are for reference only. Please check documents in each tool.

1.2 hp (900W) Long Reach Die Grinders

CP3119-12EL

12,000 RPM



HIGH PERFORMANCE

FEATURES

- 1/4" (6.35 mm) collet holder
- 23.7" (601 mm) extended body with one piece steel structure
- 1.2 hp (900 W) governed motor
- 12,000 rpm free speed
- Steel housing
- Insulating composite over-housing
- Streamlined safety lever
- Rear exhaust

BENEFITS

- Industrial Maintenance and Production Applications extended shaft long die grinder
- High productivity
- Highest durability in demanding applications up to 2000 hours maintenance intervals



CP3119-12EL

CP3119-12EXL

12,000 RPM

HIGH PERFORMANCE

FEATURES

- 1/4" (6.35 mm) collet holder
- 33.6" (851 mm) extended body with one piece steel structure
- 1.2 hp (900 W) governed motor
- 12,000 rpm free speed
- Steel housing
- Insulating composite over-housing
- Streamlined safety lever
- Rear exhaust

BENEFITS

- Industrial Maintenance and Production Applications extended shaft long die grinder
- High productivity
- Highest durability in demanding applications up to 2000 hours maintenance intervals



CP3119-12EXL



See accessories on pages 60 to 63

MODEL	PART NUMBER	FREE SPEED		POWER		COLLET CAPACITY		AIR CONS. AT FREE SPEED		AIR CONS. @LOAD		NET WEIGHT		LENGTH		VIBRATION LEVEL ISO 28927 (m/s ²)		SOUND PRESS. ISO 15744 - dB(A)	SOUND POWER	AIR INLET
		rpm		hp	W	in.	mm	cfm	l/s	cfm	l/s	lb	kg	in.	mm	a	k			
CP3119-12EL	615 160 2150	12,000		1.2	900	1/4	6.35	13.0	6	33.9	16.0	4.6	2.1	24.1	603	3	1.3	74	85	3/8"
CP3119-12EXL	615 160 2160	12,000		1.2	900	1/4	6.35	13.0	6	33.9	16.0	5.9	2.7	34.1	853	3.1	1.4	74	85	3/8"

All models: Hose int. 3/8" (9.5mm) - @90 PSI (@6.3 Bar)

Listed specifications are for reference only. Please check documents in each tool.

Grinding

< 1.2 hp (900W) Straight Wheel Grinders

CP3119-18ES3

18,000 RPM

HIGH PERFORMANCE

FEATURES

- 3" (80 mm) wheel capacity
- Extended body with rubber grip
- 1.2 hp (900 W) governed motor
- 18,000 rpm free speed
- Steel housing
- Insulating composite over-housing
- Streamlined safety lever
- Rear exhaust

BENEFITS

- Industrial Maintenance and Production Applications straight wheel grinder
- High productivity
- Highest durability in demanding applications up to 2000 hours maintenance intervals



CP3119-18ES3

CP3119-12ES3

Same features as CP3119-18SE3 with 3" wheel and 12,000 rpm

CP3119-12ES4

Same features as CP3119-18ES3 with 4" wheel and 12,000 rpm

CP3119-15ES2/3

Same features as CP3119-18SE3 with 15,000 rpm and 2" & 3" wheel capacity

CP3119-123X

Same features as CP3119-12ES3 with short shaft



See accessories on pages 60 to 63

CP3451-18SE3

18,000 RPM



CP3451-16SE25

Same features as CP3451-18SE3 with 16,000 rpm & 2.5" wheel capacity

CP3451-16SER25

Same features as CP3451-18SE3 with 16,000 rpm, 2.5" wheel capacity and rotative valve (Not for CE / NA markets)

CP3451-18SER3

Same features as CP3451-18SE3 with rotative valve (Not for CE / NA markets)

INDUSTRIAL GRADE STRAIGHT WHEEL GRINDER

FEATURES

- 3" (75 mm) wheel capacity
- 1 hp (750 W) high torque motor
- 18,000 rpm free speed
- Aluminum body
- Insulating composite cover
- Rear exhaust

BENEFITS

- Industrial Maintenance and Production Applications straight wheel grinder
- Light body
- Industrial grade durability up to 1000 hours



MODEL	PART NUMBER	FREE SPEED		POWER		MAX WHEEL CAPACITY		SPINDLE THREAD	AIR CONS. AT FREE SPEED		AIR CONS. @LOAD		NET WEIGHT		LENGTH		VIBRATION LEVEL ISO 28927 (m/s ²)		SOUND PRESS.	SOUND POWER	AIR INLET
		rpm	hp	W	in.	mm	in.		cfm	l/s	cfm	l/s	lb	kg	in.	mm	a	k			
CP3119-12ES3X	615 160 6030	12,000	1.2	900	3x1/2x3/8	80x13x9.52	3/8-24	15.0	7	33.9	16.0	3.7	1.7	13.3	338	NA	77	88	3/8"		
CP3119-12ES4	615 160 6020	12,000	1.2	900	4x1/2x3/8	100x13x9.52	3/8-24	15.0	7	33.9	16.0	4.0	1.8	13.3	338	2.5	78	89	3/8"		
CP3119-15ES2	615 160 6040	15,000	1.2	900	2.5x1/2x3/8	63.5x13x9.52	3/8-24	15.0	7	33.9	16.0	3.5	1.6	13.3	338	<2.5	77	88	3/8"		
CP3119-15ES3	615 160 6050	15,000	1.2	900	3x1/2x3/8	80x13x9.52	3/8-24	15.0	7	33.9	16.0	3.7	1.7	13.3	338	2.7	1.1	78	89	3/8"	
CP3119-18ES3	615 160 6060	18,000	1.2	900	3x1/2x3/8	80x13x9.52	3/8-24	15.0	7	33.9	16.0	3.7	1.7	13.3	338	5.3	3.1	77	88	3/8"	
CP3119-123X	615 160 6070	12,000	1.2	900	3x25/32x1/2	80x20x12.7	1/2-13	15.0	7	33.9	16.0	3.7	1.7	9.3	236	<2.5	0	81	3/8"		
CP3451-16SE25	615 160 2020	16,000	0.8	600	2.5x1/2x3/8	63x13x9.52	-	29.4	13.9	27.7	13.1	3.3	1.5	13.8	346	10	5.0	82	93	3/8"	
CP3451-16SER25	615 160 2050	16,000	0.8	600	2.5x1/2x3/8	63x13x9.52	-	29.4	13.9	27.7	13.1	3.3	1.5	13.8	346	14.1	4.7	82	93	3/8"	
CP3451-18SE3	615 160 2030	18,000	1	750	3x1/2x3/8	80x13x9.52	-	39.4	18.6	36.8	17.4	3.5	1.6	14.0	351	3.1	1.2	83	94	3/8"	
CP3451-18SER3	615 160 2060	18,000	1	750	3x1/2x3/8	80x13x9.52	-	39.4	18.6	36.9	17.4	3.5	1.6	14.0	351	3.1	1.2	83	94	3/8"	

All models: Hose int. 3/8" (9.5mm) - @90 PSI (@6.3 Bar)

Listed specifications are for reference only. Please check documents in each tool.

<3.6 hp (2700W) Straight Wheel Grinders

The CP3249 Series Benefits



PERFORMANCE IN HEAVY APPLICATIONS

- Industrial Maintenance and Production Applications straight wheel grinder
- High productivity
- Highest durability in demanding applications up to 2000 hours maintenance intervals

CP3249-GABSUD

4,500 RPM




CP3249-GABSUDE

Same features as CP3249-GABSUD
For CE markets

FEATURES

- 8" (200 mm) wheel capacity
- 3.2 hp (2,400 W) governed motor
- 4,500 rpm free speed
- Aluminum robust housing
- Grooved handles
- Double action safety lever
- Overspeed prevention device included
- ANSI compliant for NA markets



CP3249-GABSYG

6,000 RPM

FEATURES

- 6" (150 mm) wheel capacity
- 3.6 hp (2,700 W) governed motor
- 6,000 rpm free speed
- Aluminum robust housing
- Grooved handles
- Double action safety lever
- Overspeed prevention device included
- ANSI compliant for NA markets



CP3249-GABSYGE

Same features as CP3249-GABSYG
For CE markets

See accessories on pages 60 to 63



MODEL	PART NUMBER	FREE SPEED	POWER		MAX WHEEL CAPACITY		SPINDLE THREAD	AIR CONS. AT FREE SPEED		AIR CONS. @LOAD		NET WEIGHT		LENGTH		VIBRATION LEVEL ISO 28927 (m/s ²)	SOUND PRESS.	SOUND POWER	AIR INLET
		rpm	hp	W	in.	mm		in.	cfm	l/s	cfm	l/s	lb	kg	in.				
For ANSI NA Market only																			
CP3249-GABSUD	615 160 6140	4,500	3.2	2,400	8x1x5/8	200x25x15.9	5/8-11	70.0	33	17.0	8.0	13.9	6.3	21.8	554	NA	82	93	1/2"
CP3249-GABSYG	615 160 6130	6,000	3.6	2,700	6x1x5/8	150x25x15.9	5/8-11	86.0	41	27.0	13.0	12.3	5.6	21.8	554	NA	82	93	1/2"
For CE Market only																			
CP3249-GABSUDE	615 160 6190	4,500	3.2	2,400	8x1x5/8	200x25x15.9	5/8-11	17.0	8	70.0	33.0	13.9	6.3	19.4	492	NA	82	93	1/2"
CP3249-GABSYGE	615 160 6180	6,000	3.6	2,700	6x1x5/8	150x25x15.9	5/8-11	27.0	13	86.0	41.0	12.3	5.6	19.4	492	NA	82	93	1/2"

All models: Hose int. 5/8" (15mm) - @90 PSI (@6.3 Bar)




















Listed specifications are for reference only. Please check documents in each tool.

Grinding

Accessories & Spares

ACCESSORIES INCLUDED



MODEL	DESCRIPTION	PART NO.	MODEL	ITEM	DESCRIPTION	PART NO.	
 CP3000-3..R/F	Serie 300 collet ϕ 1/4" (5.55 to 6.35mm) Flat wrench (2)	615 526 0590 205 054 8063	 CP3119-...	.	Exhaust hose L = 31" (0.8m)	615 875 1130	
 CP3000-600CR	Collet ϕ 1/8" Wrench	205 054 8553 205 054 8083	 CP3119-12ES4	1	4" (100mm) Disc Guard	615 504 1520	
 CP3000-600CR	Collet ϕ 3mm Wrench	205 054 8563 205 054 8083		2	Rear flange 3/8"	615 503 1310	
 CP3000-5..R/F CP3000-4..R/F CP3030-4..R/F CP3030-5..R/F	Serie 200 collet, ϕ 1/4" (5.55 to 6.35mm) Flat wrench	615 526 0630 205 054 8193		3	Front flange 3/8"	615 502 0630	
	 CP3019-..ES CP3019-..AC CP3119-..	Serie 300 collet ϕ 1/4" (5.55 to 6.35mm) Exhaust hose L = 31" (0.8m) Flat wrench, 7/16" (11mm) Flat wrench, 11/16" (17mm)		615 526 0590 615 875 1060 615 801 0030 615 501 0320	4	Locknut	615 608 0440
	 CP3030-3..R/F	Serie 300 collet, ϕ 1/4" (5.55 to 6.35mm) Flat wrench (2)	615 526 0590 205 054 8063	.	Flat wrench, 9/16" (14.3mm) Flat wrench, 3/4" (19mm)	615 801 0740 615 801 0760	
 CP3019-..ES CP3019-..AC CP3119-..	Serie 300 collet ϕ 1/4" (5.55 to 6.35mm) Exhaust hose L = 31" (0.8m) Flat wrench, 7/16" (11mm) Flat wrench, 11/16" (17mm)	615 526 0590 615 875 1060 615 801 0030 615 501 0320	 CP3119-18ES3 CP3119-15ES3 CP3119-12ES3 CP3119-12ES3X	1	3" (80mm) Disc Guard	615 504 1510	
	 CP9113..	Serie 200 collet, ϕ 1/4" (5.55 to 6.35mm) Flat wrench Flat wrench		615 526 0630 205 054 4513 205 054 4523	2	Rear flange 3/8"	615 503 1250
	 CP3451	Serie 200 collet ϕ 1/4" (5.55 to 6.35mm) Exhaust hose (only with CP3451-18SERC) Cone wheel adaptor Stem Wrench (2)		615 526 0630 615 432 0110 615 542 1330 615 801 0810 205 049 6453	3	Front flange 3/8"	615 502 0130
 CP3109-13AC	Serie 300 collet, ϕ 1/4" (5.55 to 6.35mm) Exhaust hose 60" (1.5m) Flat wrench, 7/16" (11mm) Flat wrench, 11/16" (17mm)	615 526 0590 615 875 1130 615 801 0030 615 801 0320		4	Locknut	615 608 0440	
 CP3109-.. CP3109-..ES CP3119-.. CP3119-..ES	Serie 200 collet, ϕ 1/4" (5.55 to 6.35mm) Exhaust hose 60" (1.5m) Flat wrench, 14mm Flat wrench, 3/4" (19mm)	615 526 0630 615 875 1130 615 801 0050 615 801 0760	.	Flat wrench, 9/16" (14.3mm) Flat wrench, 3/4" (19mm)	615 801 0740 615 801 0760		
	 CP3019-..CNOMO CP3019-..ES CNOMO	CNOMO collet ϕ 6mm Exhaust hose L = 0.8m (31") Flat wrench, 25/64" (10mm) Flat wrench, 7/16" (11mm)	615 526 0460 615 875 1060 615 801 0020 615 801 0030	 CP3119-123X	1	3" (80mm) Disc Guard	615 504 1510
	 CP3119-.. CNOMO CP3119-..ES CNOMO	Collet-holder extension L = 28mm (1.1") CNOMO collet ϕ 6mm Exhaust hose L = 1.5m (60") Flat wrench, 14mm (Qty 2)	615 523 0180 615 526 0490 615 875 1130 615 801 0050		2	Rear flange 1/2"	615 503 1270
 CP3451-18SE3 CP3451-18SER3		3" (80mm) Disc Guard Rear flange Front flange Locknut Flat wrench (2)	615 504 1910 615 503 1620 615 502 0790 615 605 0950 205 049 6453		3	Front flange 1/2"	615 502 0440
 CP3451-16SE25 CP3451-16SER25		2-1/2" (63mm) Disc Guard Rear flange Front flange Locknut Flat wrench (2)	615 504 1890 615 503 1610 615 502 0800 615 605 0950 205 049 6453		4	Locknut	615 608 0450



ACCESSORIES INCLUDED

MODEL	ITEM	DESCRIPTION	PART NO.
CP3249-GABSUDE CP3249-GABSUD	1	8" (200mm) Disc Guard	615 504 0780
	2	Rear flange	615 503 0040
	3	Front flange	615 502 0070
	4	Locknut	615 608 0060
	.	Woodruff key	615 630 0190
	.	Flat wrench 1-1/16" (27 mm)	615 801 0770
CP3249-GABSYGE CP3249-GABSYG	1	6" (150mm) Disc Guard	615 504 0790
	2	Rear flange	615 503 0280
	3	Front flange	615 502 0270
	4	Locknut	615 608 0060
	.	Woodruff key	615 630 0190
	.	Flat wrench	615 801 0770
CP3249-GABSYGE CP3249-GABSYG FLAP WHEEL	1	6" (150mm) Disc Guard	615 504 0790
	2	Rear flange	615 503 0280
	3	Front flange	615 502 0270
	4	Locknut	615 608 0060
	.	Woodruff key	615 630 0190
	.	Flat wrench 1-1/16" (27 mm)	615 801 0770
	*	Flange supplied with flap wheel. To be drilled to fit the diameter of the output shaft of the tool	

OPTIONAL ACCESSORIES

MODEL	DESCRIPTION	PART NO.	MODEL	DESCRIPTION	PART NO.
3119-...CNOMO	Collet-holder extension L = 28mm (1.1")	615 523 0180	3019-...CNOMO	CNOMO collet ø 2.5mm	615 526 0890
3119-...ES	CNOMO collet ø 3mm	615 526 0480	3019-...ES	CNOMO collet ø 3mm	615 526 0440
CNOMO	CNOMO collet ø 6.35mm (1/4")	615 526 0500	CNOMO	CNOMO collet ø 3.2mm (1/8")	615 526 0450
	CNOMO collet ø 8mm	615 526 0510		CNOMO collet ø 4mm (5/32")	615 526 0900
	Complete silencer kit	615 396 1660		CNOMO collet ø 5mm	615 526 0920
	Clamp	615 873 1150		CNOMO collet ø 6.4mm (1/4")	615 526 0470
	Reinforced cloth-lined exhaust hose L = 0.75m (30")	615 875 1160		Complete silencer kit	615 396 1010
	Clippable silencer	615 396 6550		Silencer	615 574 0280
				Clippable silencer	615 396 1240
				Grease gun (capacity 24g - 0.8 oz.)	615 990 1490
				Grease for bevel gear (1kg - 2.2lb)	615 990 1480

COLLET

SERIES 200 COLLET

MODEL	CAPACITY	PART NO.
CP3000-3..R/F	Collet, ø 1/8" (2.4 to 3.2mm)	615 526 0610
CP3000-5..R/F	Collet, ø 5.2 to 6mm	615 526 0620
CP3000-4..R/F	Collet, ø 1/4" (5.55 to 6.35mm)	615 526 0630
CP3019-...(ES)	Collet, ø 7.2 to 8mm	615 526 0640
CP3030-4..R/F	Collet, ø 3/8" (8.7 to 9.5mm)	615 526 0650
CP3030-5..R/F		
CP3109-...		
CP3119-...		
CP9113G/ES		
CP3451-...		
CP3650-120ACC		



MODEL	CAPACITY	PART NO.
CP875, CP876, CP9105Q-B, CP9106Q-B, CP9108Q-B, CP9110Q-B, CP9111Q-B, CP9112Q-B,	3 mm	205 048 4292
CP9105Q-B, CP9106Q-B, CP9107, CP9108Q-B,	1/4"	205 048 4293
CP9110Q-B, CP9111Q-B, CP9112Q-B,	6 mm	C139289
CP9105Q-B, CP9106Q-B, CP9107, CP9108Q-B,	1/8"	205 051 6623
CP9110Q-B, CP9111Q-B, CP9112Q-B, CP875, CP876	1/4"	C138727

SERIES 300 COLLET

MODEL	CAPACITY	PART NO.
CP3019-...	Collet, ø 3/64" (0.4 to 1.2mm)	615 526 0520
CP3109-13AC	Collet, ø 5/64" (1.2 to 2mm)	615 526 0530
CP3030-3..R/F	Collet, ø 3/32" (1.7 to 2.5mm)	615 526 0540
	Collet, ø 1/8" (2.4 to 3.2mm)	615 526 0550
	Collet, ø 5/32" (3.16 to 3.96mm)	615 526 0560
	Collet, ø 3/16" (3.95 to 4.75mm)	615 526 0570
	Collet, ø 7/32" (4.75 to 5.55mm)	615 526 0580
	Collet, ø 1/4" (5.55 to 6.35mm)	615 256 0590




Grinding



Accessories & Spares

OPTIONAL ACCESSORIES

SILENCERS

MODEL	DESCRIPTION	PART NO.
CP3019-...(ES)	Kit silencer	615 396 1010
CP3000-3...R	Clippable silencer	615 396 1240
CP3000-...R		
CP3019-...R		
CP3030-...R		



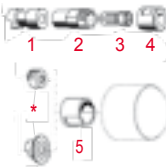
MODEL	ITEM	DESCRIPTION	PART NO.
CP3109-...	1	Kit silencer	615 396 1660
CP3119-...	2	Clippable silencer	615 396 6550
CP3109-13AC			
CP3650-120ACC			
CP3451	3	Kit silencer	615 574 0760
	4	Exhaust hose	615 432 0110
	5	Exhaust hose adaptor*	615 730 1870

* Needed to fit 3 and 4 on safety lever versions

MODEL	DESCRIPTION	PART NO.
CP3249-...	Kit silencer	615 399 4600

OTHER ACCESSORIES

MODEL	ITEM	DESCRIPTION	PART NO.
CP3119-...	1	Spacer for collet-holder	615 666 1490
	2	Series 200 collet holder	615 523 0230
	3	Series 200 collet	see page 61
	4	Series 200 collet nut	615 607 1440
	5	Spacer for threaded cone wheel 3/8"	615 503 5160
	*		



Rear flange supplied with tool 615 503 1260 or 615 503 1250

1/4" CARBIDE BURRS & RASPS

N°	DESCRIPTION	PART NUMBER
1	Burr-Dia 3/8" L 3/4" (19mm)	C056721
2	Burr-Dia 3/8" L 1.06" (27mm)	C056722
3	Rasps Cylinder	KF137769
4	Rasps Ball	KF137770
5	Rasps Barrel	KF137771
6	Rasps Peb point	KF137772



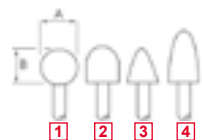
TUNGSTEN CARBIDE BURRS 3 MM Ø SHANK

N°	A		B		PART NUMBER
	in.	mm	in.	mm	
1	1/8	3	1/2	13	38122
2	1/8	3	1/2	13	38132
3	1/8	3	5/16	8	38142
4	1/8	3	1/8	3	38152
5	1/8	3	5/16	8	38162
6	1/8	3	5/16	8	38172



MOUNTED POINTS 6 MM Ø SHANK - RED

N°	MAX SPEED*	A		B		PART NUMBER
	rpm	in.	mm	in.	mm	
1	59,000	0.62	16	0.62	16	435983
2	50,000	0.79	20	0.62	16	435993
3	45,000	0.79	20	1.10	28	436003
4	48,000	0.79	20	1.26	32	436013



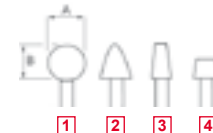
HOSE

MODEL	DESCRIPTION	PART NO.
CP3000-600CR	Hose kit (incl. Inlet hose & exhaust hose)	205 054 8473

ADAPTER

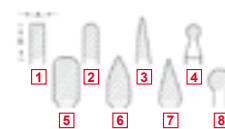
DESCRIPTION	PART NO.
Collet adapter Allows use of 1/8" shank burrs (For any 1/4" Collet die grinder)	C123029

MOUNTED POINTS 3 MM Ø SHANK - RED



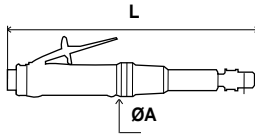
N°	MAX SPEED*	A		B		PART NUMBER
		rpm	in.	mm	in.	
1	104,000	0.19	5	0.19	5	38582
2	104,000	0.19	5	0.31	8	38522
3	105,000	0.16	4	0.16	4	38562
4	81,000	0.25	6	0.25	6	38542

TUNGSTEN CARBIDE BURRS 6 MM Ø SHANK

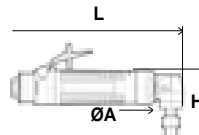


N°	A		B		PART NUMBER
	in.	mm	in.	mm	
1	1/4	6	1/2	13	38182
2	1/4	6	5/8	16	38192
3	1/4	6	3/4	19	38202
4	1/4	6	1/4	6	38222
5	3/8	10	3/4	19	36122
6	3/8	10	3/4	19	36132
7	3/8	10	3/4	19	36142
8	3/8	10	3/8	10	38232

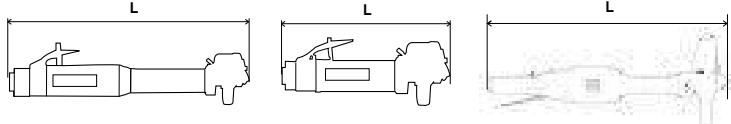
DIMENSIONS



DIE GRINDER	L		ØA	
	in	mm	in	mm
CP9104Q	5.23	133	0.59	15
CP3000-600CR	6.0	153	0.59	15
CP876	4.75	121	1.38	35
CP9105Q-B	6.3	160	1.6	40
CP9110Q-B	10.2	260	1.6	40
CP3019	6.6	168	1.26	32
CP3019-...ES	9.8	248	1.26	32
CP3000-3...	5.9	150	1.61	41
CP3000-4...	7.7	196	1.73	44
CP3000-5...	7.6	195	1.73	44
CP9111Q-B	6.3	160	2.6	65
CP9112Q-B	13.4	340	2.8	70
CP860	5.75	146	2.8	70
CP860-ES	12.3	310	2.8	70
CP860E	5.75	146	2.8	70
CP860-ESE	12.3	310	2.8	70
CP9113G	6.7	170	2.6	65
CP9113GES	12.6	320	2.6	65
CP3451...SE.	14.2	361	1.18	30
CP3119-...ES..	13.3	338	1.26	32
CP3109/3119	8.8	222	1.67	42.5
CP3109/3119 ES	14.2	361	1.71	43.5
CP3119-12EL	23.7	601	1.71	43.5
CP3119-12EXL	33.6	851	1.71	43.5
CP3119 CNOMO	8.8	222	1.67	42.5
CP3119 ES CNOMO	14.3	363	1.71	43.5




DIE GRINDER	L		H		ØA	
	in	mm	in	mm	in	mm
CP9106Q-B	4.7	120	3	76	1.04	26.4
CP9108Q-B	7.9	200	3.07	78	1.04	26.4
CP875	4.88	124	3	76	1.04	26.4
CP3030-3...	6.1	154	4.1	103	1.6	41
CP3030-4...	6.8	174	5.9	143	1.7	43
CP3030-5...	6.8	174	6.3	160	2.1	53
CP3019-...AC	6.5	166	3	76	1.2	30
CP3109-...AC	8.5	216	3	76	1.2	30
CP3650-12ACC	9.4	238	-	-	4	102



STRAIGHT	L	
	in	mm
CP3119-123X	9.3	236
CP3119-12ES3X	13.3	338
CP3119-12ES4	13.3	338
CP3119-15ES2	13.3	338
CP3119-15ES3	13.3	338
CP3119-18ES3	13.3	338
CP3451-16SE..	14.2	361
CP3451-18SE..	14.2	361
CP3249-..	21.8	554

TUNE-UP KITS



MODEL	TUNE-UP KIT
CP9104Q	205 050 6623
CP3000-600CR	205 054 8613
CP9105Q-B	894 016 8879
CP9106Q-B	894 016 8880
CP9108Q-B	894 016 8880
CP9111Q-B	894 016 8892
CP9112Q-B	894 016 8879
CP9112Q-B	894 016 8892
CP3000/3030-3..	205 054 6403
CP3000/3030-4..	205 054 7863
CP3000/3030-5..	205 054 7923
CP3019-...AC	205 054 2133
CP9113	205 054 5233
CP3451-...	615 397 3030
CP3650 Series	205 055 6003

Kits



CP9104Q Kit

Part No. 615 195 0104

Kit includes:

- (1) CP9104Q Pencil grinder
- (5) Mounted points 3mm
- (5) Carbide burrs 3mm
- (1) 1/8" and 3mm collets
- (1) 2.4mm collet

CP9111Q-B Kit Metric

Part No. 615 195 0211

Kit includes:

- (1) CP9111Q-B Die grinder
- (1) 3mm collet
- (5) 6mm mounted points
- (5) 3mm mounted points



CP875 Kit

Part No. 894 110 8751

Kit includes:

- (1) CP875 Grinder
- (1) 2" (51mm) backing pad
- (2) 2" (51mm) coarse surface prep pad
- (2) 2" (51mm) medium surface prep pad
- (2) 2" (51mm) fine surface prep pad
- (2) 2" (51mm) 50 grit sanding disc
- (2) 2" (51mm) 36 grit sanding disc
- (2) 2" (51mm) 24 grit sanding disc



Grinding

< 0.8 hp (600W) Angle Wheel Grinders 2" to 4.5"

CP9120CR

12,000 RPM

LIGHTWEIGHT & EASY HANDLING

FEATURES

- 4" (100 mm) wheel capacity
- 0.8 hp (600 W) governed motor
- Adjustable protective guard
- Aluminum alloy housing
- Spiral bevel gears
- Ergonomic side handle

BENEFITS

- General Maintenance Applications angle wheel grinder
- Lightweight but rugged housing
- Durability and performance

FOR CE MARKET
NOT FOR N.A. MARKET



CP9120CR

CP9120CRN

Same features as CP9120-CR with different flanges for the North American market only

CP9122CR

Same features as CP9120-CR with 3/8"-24 spindle thread for 4.5" (114mm) discs

CP9122BR

Same features as CP9120-CR with 5/8"-11 spindle thread for 4.5" (114mm) discs



See accessories on pages 76 to 81

CP7500D

22,000 RPM



COMPACT CUTTING & GRINDING

FEATURES

- 2" (50 mm) wheel capacity
- Cut-off tool adapter included
- Rubber handle grip
- Lock off safety lever
- Full 180° protective guard
- Side exhaust

BENEFITS

- General Maintenance Applications angle wheel grinder
- Compact and lightweight
- Versatile: designed for grinding and cutting
- Ideal for limited space applications

CP7500D Kit

Part No. 8941075001

Kit includes:

- (1) 2" (51mm) Angle Grinder / Cut-off Tool
- (3) 2" (51mm) grinding wheel 60 Grit
- (3) 2" (51mm) grinding wheel 80 Grit
- (3) 2" (51mm) grinding wheel 120 Grit
- (5) 2" (51mm) cutting wheel
- (1) Pin wrench
- (1) Spanner
- (1) Protective glasses



CP9122BR

MODEL	PART NUMBER	FREE SPEED		POWER		MAX WHEEL CAPACITY		SPINDLE THREAD	AIR CONS. AT FREE SPEED		AIR CONS. @LOAD		NET WEIGHT		LENGTH		VIBRATION LEVEL ISO 28927 (m/s ²)		SOUND PRESS. ISO 15744 - dB(A)	SOUND POWER	AIR INLET
		rpm		hp	W	in.	mm		in.	cfm	l/s	cfm	l/s	lb	kg	in.	mm	a			
CP7500D	894 107 5001	22,000		0.2	150	2	50	3/8-24	17.0	8	8.0	3.7	1.2	0.5	5.5	140	19.9	6.7	81	92	1/4"
CP9120CR	615 195 2120	12,000	0.8	600	4	100	3/8-24	21.0	9.9	23.3	11.0	4.1	1.9	9.3	233	5.3	1.6	84	95	1/4"	
CP9120CRN	894 109 1200	12,000	0.8	600	4	100	3/8-24	21.0	9.9	23.3	11.0	4.1	1.9	9.3	233	5.3	1.6	84	95	1/4"	
CP9122BR	615 195 7222	12,000	0.8	600	4.5	115	5/8-11	21.0	9.9	29.7	14.0	4.2	1.9	9.3	233	8.6	4.6	84	95	1/4"	
CP9122CR	615 195 2122	12,000	0.8	600	4.5	115	3/8-24	21.0	9.9	29.7	14.0	4.2	1.9	9.3	233	5.4	1.0	84	95	1/4"	

All models: Hose int. 3/8" (9.5mm) - @90 PSI (@6.3 Bar)

Listed specifications are for reference only. Please check documents in each tool.

< 0.8 hp (600W) Angle Wheel Grinders 3" to 5"

CP9121BR

12,000 RPM



**LIGHTWEIGHT
& EASY HANDLING**

CP9121CR

Same features as CP9121-BR with 3/8"-24 spindle thread

FEATURES

- 5" (125 mm) wheel capacity
- 5/8"-11 spindle thread
- 0.8 hp (600 W) governed motor
- Adjustable protective guard
- Aluminum alloy housing
- Spiral bevel gears
- Ergonomic side handle

CP9121AR

Same features as CP9121-BR with M14 spindle thread

BENEFITS

- General Maintenance Applications angle wheel grinder
- Lightweight but rugged housing
- Durability and performance



CP9121BR



See accessories on pages 76 to 81

MODEL	PART NUMBER	FREE SPEED		POWER		MAX WHEEL CAPACITY		SPINDLE THREAD		AIR CONS. AT FREE SPEED		AIR CONS. @LOAD		NET WEIGHT		LENGTH		VIBRATION LEVEL ISO 28927 (m/s ²)		SOUND PRESS. ISO 15744 - dB(A)	SOUND POWER	AIR INLET
		rpm	hp	W	in.	mm	in.	cfm	l/s	cfm	l/s	lb	kg	in.	mm	a	k					
CP3019-13A4	615 160 7050	13,500	0.5	375	4	100	3/8-24	7.4	3.5	17.6	8.3	0.3	0.6	6.4	163	8.6	3.0	79	90	1/4"		
CP3019-18A3	615 160 7060	18,000	0.5	375	3	75	3/8-24	10.4	4.9	19.3	9.1	0.2	0.6	6.4	163	12.3	2.6	80	91	1/4"		
CP3019-20A3	615 160 7070	20,000	0.5	375	3	75	3/8-24	12.7	6	19.0	9.0	0.2	0.6	6.4	163	13.3	3.2	82	93	1/4"		
CP9121BR	615 195 7221	12,000	0.8	600	5	125	5/8-11	21.0	9.9	27.5	13.0	4.6	2.1	9.6	240	8.6	4.6	84	95	1/4"		
CP9121CR	615 195 2121	12,000	0.8	600	5	125	3/8-24	21.0	9.9	25.4	12.0	4.6	2.1	9.6	240	11.2	3.4	84	95	1/4"		
CP9121AR	615 195 7321	12,000	0.8	600	5	125	M14	21.0	9.9	27.6	13.0	4.6	2.1	9.6	240	6.7	2.2	84	95	1/4"		

All models: Hose int. 3/8" (9.5mm) - @90 PSI (@6.3 Bar)

Listed specifications are for reference only. Please check documents in each tool.

CP3019-18A3

18,000 RPM

**HIGH PERFORMANCE
IN A COMPACT PACKAGE**

FEATURES

- 3" (73 mm) wheel capacity
- 0.5 hp (375 W) governed motor
- 18,000 rpm free speed
- Superior durability bevel gear
- Compact body
- Robust steel housing
- Insulating composite over housing
- Streamlined safety lever
- Highly durable bevel gear
- Rear exhaust

BENEFITS

- Industrial Maintenance and Production Applications angle wheel grinder
- Superior productivity
- High ergonomics
- Maximal Industrial durability up to 2,000 hours



CP3019-18A3

CP3019-20A3

Similar features as CP3019-18A3 with 20,000 rpm

CP3019-13A4

Similar features as CP3019-18A3 with 13,500 rpm and with 4" wheel capacity

Grinding

<0.8 hp (600W) Angle Wheel Grinders 4" & 5"

CP3040GABTIM 13,500 RPM

ROBUST STEEL CONSTRUCTION

FEATURES

- 4" (100 mm) wheel capacity
- Short body
- 1 hp (750 W) motor
- 13,500 rpm free speed
- Durable bevel gear
- Robust machined steel housing
- Robust safety lever
- Side exhaust

BENEFITS

- Industrial Maintenance and Production Applications angle wheel grinder
- High body durability
- Withstands rough usage
- Withstands extreme temperatures



CP3040GABTIM

CP3040-GASTIM

Similar features as CP3040 GABTIM with extended shaft



See accessories on pages 76 to 81

CP854



13,000 RPM



CP854 E

Same features as CP854 with 5" (125 mm) max wheel capacity and M10 spindle thread

EFFICIENT & DURABLE

FEATURES

- 4" (100 mm) wheel capacity
- Powerful 0.6 hp (450 W) high performance motor
- Aluminum alloy housing, yet lightweight tool
- Spiral bevel gearing in angle

BENEFITS

- General Maintenance Applications angle wheel grinder
- Lightweight but rugged housing
- Durability and performance

CP3109-13A4

13,000 RPM



High PERFORMANCE

CP3109-13A4ES

Similar features as CP3109-13A4 with extended shaft

FEATURES

- 4" (100 mm) wheel capacity
- 0.8 hp (600 W) governed motor
- 13,000 rpm free speed
- Superior durability bevel gear
- Steel housing
- Insulating composite over housing
- Streamlined safety lever
- Highly durable bevel gear
- Rear exhaust

BENEFITS

- Industrial Maintenance and Production Applications angle wheel grinder
- Optimal productivity
- Highest durability in demanding applications up to 2,000 hours maintenance intervals

MODEL	PART NUMBER	FREE SPEED		POWER		MAX WHEEL CAPACITY		SPINDLE THREAD	AIR CONS. AT FREE SPEED		AIR CONS. @LOAD		NET WEIGHT		LENGTH		VIBRATION LEVEL ISO 28927 (m/s ²)		SOUND PRESS. ISO 15744 - dB(A)	SOUND POWER	AIR INLET
		rpm		hp	W	in.	mm		in.	cfm	l/s	cfm	l/s	lb	kg	in.	mm	a			
CP854E	T023187	12,000		0.7	525	5	125	M10	16.0	7.5	16.0	7.5	3.7	1.7	9.0	229	4.9	1.5	85	96	1/4"
CP854	T023186	13,000		0.7	525	4	100	3/8-24	24.0	11.3	24.0	11.3	3.7	1.7	9.0	229	4.9	1.5	85	96	1/4"
CP3040GASTIM	615 160 7020	13,500		0.7	520	4	100	3/8-24	32.8	15.5	26.5	12.5	3.7	1.7	10.6	270	9.6	3.3	92	103	3/8"
CP3040GABTIM	615 160 7010	13,500		0.7	520	4	100	3/8-24	32.8	15.5	26.5	12.5	3.3	1.5	8.3	210	7.2	2.4	88	99	3/8"
CP3109-13A4ES	615 160 7040	13,000		0.8	600	4	100	3/8-24	21.0	10	32.0	15.1	1.5	3.3	11.3	287	7.2	2.4	84	95	3/8"
CP3109-13A4	615 160 7030	13,000		0.8	600	4	100	3/8-24	21.0	10	32.0	15.1	1.2	2.6	8.5	217	9.3	3.0	85	96	3/8"

All models: Hose int. 3/8" (9.5mm) - @90 PSI (@6.3 Bar)

Listed specifications are for reference only. Please check documents in each tool.

1.1 hp (810W) Angle Wheel Grinders 4" to 5"

CP3450-12AC4

12,000 RPM



INDUSTRIAL GRADE ANGLE GRINDER

CP3450-12ACR4

Same features as CP3450-12AC4 with 4" (100 mm) max wheel capacity, and rotative throttle (Not for CE/NA markets)

CP3450-12AC45

Same features as CP3450-12AC4 with 4.5" (115 mm) max wheel capacity

FEATURES

- 4" (100 mm) wheel capacity
- 1.1 hp (810 W) high torque motor
- 12,000 rpm free speed
- 3/8" spindle
- Aluminium body
- Constant lubrication bevel gear design
- Insulating composite cover
- Robust safety lever
- Optional low vibration side handle
- Rear exhaust

BENEFITS

- Industrial Maintenance and Production applications angle wheel grinder
- High productivity
- Industrial grade durability up to 1000 hours
- Light body

CP3450-12AB5

12,000 RPM

INDUSTRIAL GRADE ANGLE GRINDER

FEATURES

- 5" (125 mm) wheel capacity
- 1.1 hp (810 W) high torque motor
- 12,000 rpm free speed
- 5/8" spindle
- Constant lubrication bevel gear design
- Aluminium body
- Insulating composite cover
- Orientable safety lever
- Optional low vibration side handle
- Rear exhaust

BENEFITS

- Industrial Maintenance and Production applications angle wheel grinder
- High productivity
- Industrial grade durability up to 1000 hours
- Light body



CP3450-12AB5



CP3450-12AB5

CP3450-12AA5

Same features as CP3450-12AB5 with M14 spindle



See accessories on pages 76 to 81

MODEL	PART NUMBER	FREE SPEED	POWER		MAX WHEEL CAPACITY		SPINDLE THREAD	AIR CONS. AT FREE SPEED		AIR CONS. @LOAD		NET WEIGHT		LENGTH		VIBRATION LEVEL ISO 28927 (m/s ²)		SOUND PRESS.	SOUND POWER	AIR INLET
		rpm	hp	W	in.	mm	in.	cfm	l/s	cfm	l/s	lb	kg	in.	mm	a	k	ISO 15744 - dB(A)		
CP3450-12AB5	615 160 4050	12,000	1.1	810	5	125	5/8-11	38.5	18.2	36.0	17.0	3.7	1.7	9.2	231	8.5	2.8	95	106	3/8"
CP3450-12AA5	615 160 4040	12,000	1.1	810	5	125	M14	38.5	18.2	36.0	17.0	3.7	1.7	9.2	231	8.1	2.9	95	106	3/8"
CP3450-12ACR4	615 160 4020	12,000	1.1	810	4	100	3/8-24	42.8	20.2	36.0	17.0	3.2	1.4	9.2	230	8.1	2.8	93	104	3/8"
CP3450-12AC4	615 160 4010	12,000	1.1	810	4	100	3/8-24	37.7	17.8	36.0	17.0	3.1	1.4	9.2	230	6.5	2.0	93	104	3/8"
CP3450-12AC45	615 160 4030	12,000	1.1	810	4.5	115	3/8-24	38.1	18	36.0	17.0	3.1	1.4	9.2	230	8.3	3.0	93	104	3/8"

All models: Hose int. 3/8" (9.5mm) - @90 PSI (@6.3 Bar)

Listed specifications are for reference only. Please check documents in each tool.

Grinding

CP3650

**ENGINEERED
FOR YOUR
PRODUCTIVITY**

**UNIQUE
FEATURES**
Premium Tool



HIGH PRODUCTIVITY

- Powerful CP governed motor offers a higher torque at maximum operating speed, increasing productivity
- Excellent power to weight ratio 2.3 HP for 3.4 lbs / 1,700 W for 1.4 kg
- Spindle lock button, for single tool abrasive replacement
- Autobalancer optimizes contact between abrasive and application, increasing the productivity by 15%

GRINDING, SANDING & CUTTING APPLICATIONS

- Foundries, Metalworking
- Shipyards, Rolling stock
- Oil, Gas & Petrochemical Maintenance
In cast iron, steel, stainless steel, aluminum, composite, magnesium, titanium...

LOW NOISE LEVEL EXHAUST, WITH BUILT IN ANTI-BARKING VALVE

Quiet down to 68 dBA, with its optional silencer, the valve prevents dust from entering the tool when the motor stops.

STREAMLINED AND ERGONOMIC TWO POSITION SAFETY TRIGGER

Non affecting operator's grip, while allows to be positioned above or under the housing

COMPOSITE OVER-SLEEVE

Thermic insulation for operators comfort and steady grip for safety

FAST AND EASY ABRASIVE CHANGE

The spindle lock button allows a quicker abrasive replacement



GREAT PRODUCTIVITY AND DURABILITY

Powerful governed 2.3 hp / 1,700 Watts Motor for the maximum torque at the right speed.

VIBRATION DAMPING SIDE HANDLE

For great operator comfort

UNIQUE KEYLESS, ADJUSTABLE ON 270° ROBUST GUARD

Allows quick guard adjustment and great operator comfort while maintaining maximal safety (non available on 4" (100 mm) and 6" (150 mm) versions)

AUTOBALANCER (OPTIONAL)

Compensates abrasive vibration and optimizes the contact between the abrasive and application for a material removal rate increased up to +15%



SUPER DURABLE SPIRAL BEVEL GEAR

The spiral shaped teeth of the helical bevel gear and pinion engage gradually to reduce vibration and stress of torque transmission resulting in up to 2000 hours between service intervals

2.3 hp (1,700W) Angle Wheel Grinders 4" to 5"

The CP3650 Series Benefits

SUPERLATIVE PERFORMANCE & ERGONOMICS

- Industrial Maintenance and Production applications angle wheel grinder
- Highest durability in demanding applications up to 2,000 hours maintenance intervals
- Superior torque for maximal productivity
- Superior ergonomics



CP3650-120AB45

12,000 RPM



CP3650-120AA45

Similar features as CP3650-120AB45 with M14 spindle

FEATURES

- 4.5" (115 mm) wheel capacity
- 5/8"-11 spindle thread
- 2.3 hp (1,700 W) high performance governed motor
- 12,000 rpm free speed
- Superior durability bevel gear
- Streamlined safety lever
- Spindle lock button
- Keyless rotative guard

CP3650-135AC4FK

13,500 RPM



FEATURES

- 4" (100 mm) wheel capacity
- 3/8"-24 spindle thread
- 2.3 hp (1,700 W) high performance governed motor
- 13,500 rpm free speed
- Superior durability bevel gear
- Streamlined safety lever
- Spindle lock button
- Auto balancer

CP3650-120AA5

12,000 RPM

FEATURES

- 5" (125 mm) wheel capacity
- M14 spindle thread
- 2.3 hp (1,700 W) high performance governed motor
- 12,000 rpm free speed
- Superior durability bevel gear
- Streamlined safety lever
- Spindle lock button
- Keyless rotative guard



CP3650-120AA5

CP3650-120AB5

Similar features as CP3650-120AA5 with 5/8"-11 spindle thread



CP3650-120AB5

MODEL	PART NUMBER	FREE SPEED		POWER		MAX WHEEL CAPACITY		SPINDLE THREAD	AIR CONS. AT FREE SPEED		AIR CONS. @LOAD		NET WEIGHT		LENGTH		VIBRATION LEVEL ISO 28927 (m/s ²)		SOUND PRESS.	SOUND POWER	AIR INLET
		rpm		hp	W	in.	mm	in.	cfm	l/s	cfm	l/s	lb	kg	in.	mm	a	k	ISO 15744 - dB(A)		
CP3650-135AC4FK	615 160 7170	13,500	2.3	1,700	4	100	3/8-24	53.0	25	74.0	35.0	3.4	1.5	9.3	238	16.7	5.0	82	93	3/8"	
CP3650-120AB45	615 160 7320	12,000	2.3	1,700	4.5	115	5/8-11	42.0	42	68.0	32.0	3.9	1.7	9.3	238	7.8	4.6	82	93	3/8"	
CP3650-120AB5	615 160 7220	12,000	2.3	1,700	5	125	5/8-11	42.0	20	68.0	32.0	3.9	1.7	9.3	238	7.5	2.5	82	93	3/8"	
CP3650-120AA45	615 160 7310	12,000	2.3	1,700	4.5	115	M14	42.0	42	68.0	32.0	3.9	1.7	9.3	238	7.8	4.6	82	93	3/8"	
CP3650-120AA5	615 160 7210	12,000	2.3	1,700	5	125	M14	42.0	20	68.0	32.0	3.9	1.7	9.3	238	7.1	2.2	82	93	3/8"	

All models: Hose int. 1/2" (13 mm) - @90 PSI (@6.3 Bar)

Listed specifications are for reference only. Please check documents in each tool.

Grinding

2.3 hp (1,700W) Angle Wheel Grinders 5" & 6"

The CP3650 Series Benefits

SUPERLATIVE PERFORMANCE & ERGONOMICS

- Industrial Maintenance and Production applications angle wheel grinder
- Highest durability in demanding applications up to 2,000 hours maintenance intervals
- Superior torque for maximal productivity
- Superior ergonomics



CP3650-120AH5VK 12,000 RPM

FEATURES

- 5" (125 mm) wheel capacity
- HEX spindle thread
- 2.3 hp (1,700 W) high performance governed motor
- 12,000 rpm free speed
- Superior durability bevel gear
- Streamlined safety lever
- Spindle lock button
- Keyless rotative guard
- Auto balancer



CP3650-120AH5VK

CP3650-120AB5VK

Similar features as CP3650-120AH5VK with 5/8" spindle

CP3650-120AA5VK

Similar features as CP3650-120AH5VK with M14 spindle



See accessories on pages 76 to 81

CP3650-100AB6VK 10,000 RPM



FEATURES

- 6" (150 mm) wheel capacity
- 5/8"-11 spindle thread
- 2.3 hp (1,700 W) high performance governed motor
- 10,000 rpm free speed
- Superior durability bevel gear
- Streamlined safety lever
- Spindle lock button
- Auto balancer



CP3650-120AB5VK

MODEL	PART NUMBER	FREE SPEED		POWER		MAX WHEEL CAPACITY		SPINDLE THREAD	AIR CONS. AT FREE SPEED		AIR CONS. @LOAD		NET WEIGHT		LENGTH		VIBRATION LEVEL ISO 28927 (m/s ²)		SOUND PRESS. ISO 15744 - dB(A)	SOUND POWER	AIR INLET
		rpm	hp	W	in.	mm	in.	cfm	l/s	cfm	l/s	lb	kg	in.	mm	a	k				
CP3650-120AB5VK	615 160 7190	12,000	2.3	1,700	5	125	5/8-11	42.0	20	68.0	32.0	4.2	1.9	9.3	238	4.5	1.1	79	90	3/8"	
CP3650-120AH5VK	615 160 7200	12,000	2.3	1,700	5	125	HEX	42.0	20	68.0	32.0	4.3	2.0	9.3	238	4.5	1.1	79	90	3/8"	
CP3650-120AA5VK	615 160 7180	12,000	2.3	1,700	5	125	M14	42.0	20	68.0	32.0	4.2	1.9	9.3	238	4.5	2.0	79	90	3/8"	
CP3650-100AB6VK	615 160 7300	10,000	2.3	1,700	6	150	5/8-11	42.0	20	68.0	32.0	4.2	1.9	9.3	238	5.2	1.5	79	90	3/8"	

All models: Hose int. 1/2" (13mm) - @90 PSI (@6.3 Bar)

Listed specifications are for reference only. Please check documents in each tool.

<1.2 (940W) hp Angle Wheel Grinders 7"

CP9123

7,500 RPM



ROBUST CONSTRUCTION

FEATURES

- 7" (180mm) angle grinder
- 5/8"-11 spindle thread
- 1.1 hp (850 W) powerful governed motor
- Aluminum alloy housing
- Ergonomic left and right hand side handle
- Rubber handle grip

BENEFITS

- General Maintenance Applications angle wheel grinder
- Rugged housing
- Durability and performance



CP9123



See accessories on pages 76 to 81

MODEL	PART NUMBER	FREE SPEED		POWER		MAX WHEEL CAPACITY		SPINDLE THREAD		AIR CONS. AT FREE SPEED		AIR CONS. @LOAD		NET WEIGHT		LENGTH		VIBRATION LEVEL ISO 28927 (m/s ²)		SOUND PRESS. ISO 15744 - dB(A)	SOUND POWER	AIR INLET
		rpm		hp	W	in.	mm	in.		cfm	l/s	cfm	l/s	lb	kg	in.	mm	a	k			
CP857	T024387	7,500		1.2	940	7	180	5/8-11		24.0	11.3	24.0	11.3	6.2	2.8	13.1	334	3.9	1.3	102	113	3/8"
CP9123	615 195 9123	7,500		1.1	850	7	180	5/8-11		40.0	18.9	24.0	11.3	7.4	3.4	13.4	340	4.3	1.3	93	104	3/8"

CP857: hose int. 3/8" (9.5mm) - CP9123: hose 5/8" (15mm) - @90 PSI (@6.3 Bar)

Listed specifications are for reference only. Please check documents in each tool.

CP857



7,500 RPM

POWERFUL & DURABLE

FEATURES

- 7" (178 mm) wheel capacity
- Powerful 1.3 hp (938 W) high performance motor
- Aluminum alloy housing, yet lightweight tool
- Spiral bevel gearing in angle

BENEFITS

- General Maintenance Applications angle wheel grinder
- Rugged housing
- Durability



CP857

Grinding

CP3850

**THE ULTIMATE
MATERIAL
REMOVAL
TOOL**

**UNIQUE
FEATURES**
Premium Tool



HIGH PRODUCTIVITY

- Powerful CP governed motor offers a higher torque at maximum operating speed, increasing productivity
- Highest power to weight ratio 2.8 hp for 5.1 lbs / 2,100 W for 2.7 kg
- Spindle lock button, for single tool abrasive replacement
- Autobalancer optimizes contact between abrasive and application, increasing the productivity by 15%

GRINDING, SANDING & CUTTING APPLICATIONS

- Foundries, Metalworking
- Shipyards, Rolling stock
- Oil, Gas & Petrochemical Maintenance
- Composite materials

SUPERIOR COMFORT

Curved design positions operator's wrist straight to ease holding position

ERGONOMIC DOUBLE ACTION SAFETY LEVER

Durable solution eases tool's grip, and reduces risk of mishandling

360° AIR EXHAUST MUFFLER INTEGRATED

Improves operator comfort and extends constant use keeping the noise level, as low as 84 dB(A)

MULTI-POSITION GUARD

The 220° multi-position robust guard provides durable operator protection, flexibility and comfort

FAST AND EASY DISC CHANGE

The spindle lock button allows a quicker abrasive replacement

MULTI-POSITION VIBRATION DAMPING SIDE HANDLE

Adjustable 360° side handle, left and right, for greater operator comfort

LOW PROFILE ANGLE HEAD

Allows grinding in restricted areas and improves operator's view on abrasive

CP MAGNET

Collects debris and extends life of bevel gear



AUTOBALANCER (OPTIONAL) NOT FOR ANSI MARKET

Compensates abrasive vibration and optimizes the contact between the abrasive and application for a material removal rate increased up to +15%



SUPER DURABLE SPIRAL BEVEL GEAR

The spiral shaped teeth of the helical bevel gear and pinion engage gradually to reduce vibration and stress of torque transmission resulting in up to 2000 hours durability between service intervals

2.8 hp (2,100W) Angle Wheel Grinders 7" & 9"

The CP3850 Series Benefits

SUPERLATIVE PERFORMANCE & ERGONOMICS

- Industrial Maintenance and Production applications angle wheel grinder
- Highest durability in demanding applications
up to 2,000 hours maintenance intervals
- Superior torque for maximum productivity
- Superior ergonomics



CP3850-60AB9V

6,000 RPM



FEATURES

- **9" (230 mm) wheel capacity**
- 2.8 hp (2,100 W) high performance governed motor
- 6,000 rpm free speed
- Low profile angle head
- Superior durability bevel gear
- Curved handle housing
- Double action safety lever
- Integrated silencer
- Orientable exhaust
- Spindle lock button
- Vibration damping multi-position side handle
- **ANSI certification / not for CE Markets**



CP3850-60AB9V

CP3850-85AB7V

8,500 RPM

FEATURES

- **7" (180 mm) wheel capacity**
- 2.8 hp (2,100 W) high performance governed motor
- 8,500 rpm free speed
- Low profile angle head
- Superior durability bevel gear
- Curved handle housing
- Double action safety lever
- Integrated silencer
- Orientable exhaust
- Spindle lock button
- Vibration damping multi-position side handle
- **ANSI certification / not for CE Markets**



CP3850-85AB7V

CP3850-77AB7V

same features as CP3850-85AB7V with 7,700 rpm



See accessories on pages 76 to 81

MODEL	PART NUMBER	FREE SPEED		POWER		MAX WHEEL CAPACITY		SPINDLE THREAD	AIR CONS. AT FREE SPEED		AIR CONS. @LOAD		NET WEIGHT		LENGTH		VIBRATION LEVEL ISO 28927 (m/s ²)		SOUND PRESS.	SOUND POWER	AIR INLET
		rpm	hp	W	in.	mm	in.	cfm	l/s	cfm	l/s	lb	kg	in.	mm	a	k	ISO 15744 - dB(A)			
For ANSI NA market																					
CP3850-77AB7V	615 170 4960	7,700	2.8	2,100	7	180	5/8-11	33.0	16	69.0	32.0	6.6	3.0	13.4	340	5.3	1.1	84	95	1/2"	
CP3850-85AB7V	615 160 7440	8,500	2.8	2,100	7	180	5/8-11	36.0	17	77.0	36.0	6.6	3.0	13.4	340	5.7	1.1	87	98	1/2"	
CP3850-60AB9V	615 160 7340	6,000	2.8	2,100	9	230	5/8-11	44.0	21	80.0	38.0	7.0	3.2	13.4	340	6.8	1.1	93	104	1/2"	

All models: Hose int. 5/8" (15mm) - @90 PSI (@6.3 Bar)

Listed specifications are for reference only. Please check documents in each tool.

Grinding

2.8 hp (2,100W) Angle Wheel Grinders 7" & 9"

The CP3850 Series Benefits

SUPERLATIVE PERFORMANCE & ERGONOMICS

- Industrial Maintenance and Production applications angle wheel grinder
- Highest durability in demanding applications up to 2,000 hours maintenance intervals
- Superior torque for maximum productivity
- Superior ergonomics



CP3850-85AB7VE 8,500 RPM

FEATURES

- 7" (180 mm) wheel capacity
- 2.8 hp (2,100 W) high performance governed motor
- 8,500 rpm free speed
- Low profile angle head
- Superior durability bevel gear
- Curved handle housing
- Double action safety lever
- Integrated silencer
- Orientable exhaust
- Spindle lock button
- Auto balancer
- Vibration damping multi-position side handle
- CE certification / not for North American Market



CP3850-85AB7VE

CP3850-85AH7VE

Similar features as CP3850-85AB7VE with Hex spindle



See accessories on pages 76 to 81

CP3850-65AB9VE 6,500 RPM



CP3850-65AH9VE

Similar features as CP3850-65AB9VE with Hex spindle

FEATURES

- 9" (230 mm) wheel capacity
- 2.8 hp (2,100 W) high performance governed motor
- 6,500 rpm free speed
- Low profile angle head
- Superior durability bevel gear
- Curved handle housing
- Double action safety lever
- Integrated silencer
- Orientable exhaust
- Spindle lock button
- Auto balancer
- Vibration damping multi-position side handle
- CE certification / not for North American Market



CP3850-65AB9VE

MODEL	PART NUMBER	FREE SPEED	POWER		MAX WHEEL CAPACITY		SPINDLE THREAD	AIR CONS. AT FREE SPEED		AIR CONS. @LOAD		NET WEIGHT		LENGTH		VIBRATION LEVEL ISO 28927 (m/s ²)		SOUND PRESS.	SOUND POWER	AIR INLET
		rpm	hp	W	in.	mm	in.	cfm	l/s	cfm	l/s	lb	kg	in.	mm	a	k	ISO 15744 - dB(A)		
For CE market																				
CP3850-85AB7VE	615 170 4920	8,500	2.8	2,100	7	180	5/8-11	36.0	17	77.0	36.0	6.4	2.9	13.4	340	5.7	1.1	87	98	1/2"
CP3850-85AH7VE	615 170 4930	8,500	2.8	2,100	7	180	HEX	36.0	17	77.0	36.0	5.9	2.7	13.3	340	5.4	1.0	93	104	1/2"
CP3850-65AB9VE	615 170 4940	6,500	2.8	2,100	9	230	5/8-11	44.0	21	80.0	38.0	5.9	2.7	13.4	340	5.7	1.1	93	104	1/2"
CP3850-65AH9VE	615 170 4950	6,500	2.8	2,100	9	230	HEX	44.0	21	80.0	38.0	6.4	2.9	13.3	340	5.4	1.0	93	104	1/2"

All models: Hose int. 5/8" (15mm) - @90 PSI (@6.3 Bar)

Listed specifications are for reference only. Please check documents in each tool.

4 hp (3,000W) Vertical Wheel Grinders 6" to 9"

The CP3349 Series Benefits

SUPERLATIVE PERFORMANCE IN HEAVY APPLICATIONS

- Industrial Maintenance and Production applications vertical wheel grinder
- Highest durability in demanding applications up to 2,000 hours
- Superior torque for maximal productivity



CP3349-SALAVEL

6,500 RPM



FEATURES

- 9" (230 mm) wheel capacity
- 4 hp (3,000 W) high performance governed motor
- 6,500 rpm free speed
- Robust housing
- Built-in lubricant tank
- Double action safety lever
- Overspeed prevention device included
- ANSI compliant for NA markets

CP3349-SALAVELE

For CE market

CP3349-SALAVET

6,000 RPM



FEATURES

- 6" (150 mm) cup wheel capacity
- 4 hp (3,000 W) high performance governed motor
- 6,000 rpm free speed
- Robust housing
- Built-in lubricant tank
- Double action safety lever
- Overspeed prevention device included
- ANSI compliant for NA markets

CP3349-SALAVETE

For CE market

CP3349-SALAVADE

7,700 RPM

FEATURES

- 7" (180 mm) wheel capacity
- 4 hp (3,000 W) high performance governed motor
- 7,700 rpm free speed
- Robust housing
- Built-in lubricant tank
- Double action safety lever



CP3349-SALAVADE

See accessories on pages 76 to 81



MODEL	PART NUMBER	FREE SPEED		POWER		MAX WHEEL CAPACITY		SPINDLE THREAD	AIR CONS. AT FREE SPEED		AIR CONS. @LOAD		NET WEIGHT		LENGTH		VIBRATION LEVEL ISO 28927 (m/s ²)		SOUND PRESS.	SOUND POWER	AIR INLET
		rpm	hp	W	in.	mm	in.	cfm	l/s	cfm	l/s	lb	kg	in.	mm	a	k	ISO 15744 - dB(A)			
For ANSI NA Market																					
CP3349-SALAVEL	615 160 9070	6,500	4.0	3,000	9	230	5/8-11	27.0	13	93.0	44.0	9.7	4.4	11.0	280	4.0	NA	87	98	1/2"	
CP3349-SALAVET	615 160 9080	6,000	4.0	3,000	6	150	5/8-11	25.0	12	91.0	43.0	9.7	4.4	11.0	280	2.5	-	84	95	1/2"	
For CE Market																					
CP3349-SALAVADE	615 160 9110	7,700	4.0	3,000	7	180	5/8-11	40.0	19	97.0	46.0	9.2	4.2	11.0	280	4.6	NA	88	99	1/2"	
CP3349-SALAVETE	615 160 9150	6,000	4.0	3,000	6	150	5/8-11	25.0	12	91.0	43.0	9.7	4.4	11.0	280	2.5	-	84	95	1/2"	
CP3349-SALAVELE	615 160 9130	6,500	4.0	3,000	9	230	5/8-11	27.0	13	93.0	44.0	9.7	4.4	11.0	280	4.0	NA	87	98	1/2"	

All models: Hose int. 5/8" (15mm) - @90 PSI (@6.3 Bar)

Listed specifications are for reference only. Please check documents in each tool.

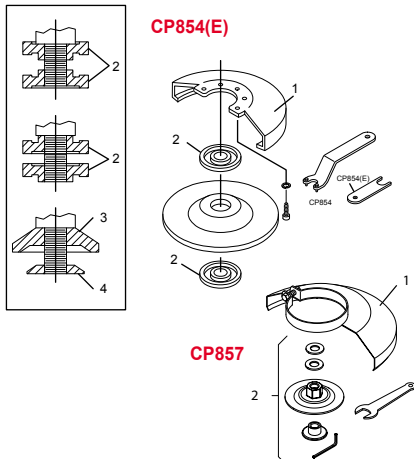
Grinding

Accessories & Spares

INCLUDED ACCESSORIES



MODEL	ITEM	DESCRIPTION	PART NUMBER
CP7500		2" Grinding wheel 60 Grit (5 PC) 20,000 (max speed)	894 016 2768
		2" Grinding wheel 80 Grit (5 PC) 20,000 (max speed)	894 016 2769
		2" Grinding wheel 120 Grit (5 PC) 20,000 (max speed)	894 016 2770
		Pin wrench	894 016 2763
		Spanner	894 016 2759
		Nuts	894 016 2765
		2" Cutting wheel 20,000 (max speed)	894 016 4490
CP9120CR		4" (100 mm) Disc Guard	205 048 4873
		Flange	205 048 4883
		Flange Nut	205 048 4893
		Spanner	205 048 4993
		Pin wrench	205 048 5003
		Side Handle	205 048 5013
CP9120CRN		Rear Flange (3/8"-24)	205 055 6483
		Front Flange nut (3/8"-24)	205 055 6493
		Flange nut (3/8"-24)	205 055 6513
CP9122BR/CR		4-1/2" (114 mm) Disc Guard	205 053 4023
		Flange for 3/8"-24UNF	205 053 3943
		Flange for 5/8"-11UNF	615 503 1600
		Flange Nut for 3/8"-24UNF	205 053 3973
		Flange Nut for 5/8"-11UNF	615 502 0780
		Spanner	205 053 4033
		Pin Wrench	205 048 6673
		Side Handle	205 052 4063
CP9121CR/BR/AR		5" (125 mm) Disc Guard	205 053 4013
		Flange for M14x2	615 503 1590
		Flange for 3/8"-24UNF	205 053 3943
		Flange for 5/8"-11UNF	615 503 1600
		Flange Nut for M14x2	615 502 0770
		Flange Nut for 3/8"-24UNF	205 053 3973
		Flange Nut for 5/8"-11UNF	615 502 0780
		Spanner	205 053 4033
		Pin Wrench	205 048 6673
		Side Handle	205 052 4063
		Complete Sanding kit ø125 mm thread pad 3/8" x24UNF	205 049 8533
	CP3019-...A3	1	Exhaust hose L= 31" (0.8m)
2		3" (76mm) Disc Guard	615 504 1550
3		Flange	615 502 0640
4		Flange	615 503 1440
.		Pin Wrench	615 802 0080
.		Flat wrench 7/16" (11mm)	615 801 0030
		Disc Guard	205 050 0973
CP9123		Flange	205 050 0963
		Flange Nut	205 050 0983
		Spanner	205 050 1193
		Hex. Key Wrench	205 050 1213
		Wheel retainer, nut	KF142108
		Wrench stop spanner	C136927
		Wrench spanner	KF141865
		Side handle	C136901
CP9111Q-B, CP9112Q-B		Double Ended Spanner	205 049 6453
		Spanner	205 049 6443
CP9105Q-B, CP9106Q-B, CP9107, CP9108Q-B		Spanner (2)	CA144807
CP854	1	4" (100mm) Disc Guard	C136898
	2	Nut	C138512
	3	Wheel adapter	C128495
	4	Wheel retainer, nut	C050588
	.	Wrench stop spanner	C136927
	.	Wrench wheel spanner	C136926
	.	Wrench 5/8" open end	C139702
	Side handle	C136901	
CP854E	1	5" (125mm) Disc Guard	C136898
	2	Nut	C138512
	.	Wheel adapter	KF141861
CP857	1	7" (180mm) Disc Guard	C139081
	.	Wrench-spindle	C141027
	.	Wrench -3/8 Hex	P084363
	Adapter	C087920	





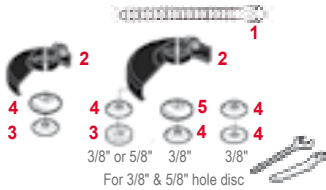
Accessories & Spares

INCLUDED ACCESSORIES

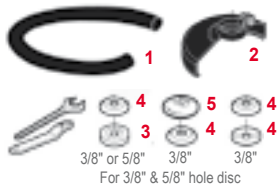
CP3040...



For 3/8" & 5/8" hole disc



For 3/8" & 5/8" hole disc



For 3/8" & 5/8" hole disc



For 7/8" hole disc



For 7/8" hole disc



For 7/8" hole disc



For 5/8" hole disc



MODEL	ITEM	DESCRIPTION	PART NO.
CP3040-GABTIM CP3040-GASTIM	1	ø 4" (100mm) Guard Disc	205 054 5213
	2	Rear flange 3/8"	205 054 4263
	3	Rear flange 5/8"	205 055 2633
	4	Flange nut 3/8"	205 054 4273
	5	Flange nut 5/8"	205 055 2643
	.	Spanner Wrench (for 3/8" flange)	205 054 4293
	.	Pin Wrench (for 3/8" flange)	205 054 4283
	.	Spanner Wrench (for 5/8" flange)	205 054 4303
	.	Spanner Wrench (for 5/8" flange)	205 055 2953
	.	Pin wrench (for 5/8" flange)	205 055 2943
CP3019-..A3 CP3019-..A4	1	Exhaust hose L= 31" (0.8m)	615 875 1060
	2	3" (76mm) Disc Guard (A3)	615 504 1550
	2	4" (100mm) Disc Guard (A4)	615 504 1600
	3	Flange	615 606 5150
	4	Flange	615 502 0640
	5	Rear flange	615 503 1440
	.	Pin Wrench	615 802 0080
.	Flat Wrench 7/16" (11mm)	615 801 0030	
CP3109-13A4ES CP3109-13A4	1	Exhaust hose L= 60" (1.5m)	615 875 1130
	2	4" (100mm) Disc Guard	615 504 1600
	3	Flange	615 606 5150
	4	Flange	615 502 0640
	5	Rear Flange	615 503 1440
	.	Pin Wrench	615 802 0080
.	Flat Wrench 7/16" (11mm)	615 801 0030	
CP3450-12AA5	1	5" (125mm) Disc Guard	615 504 1860
	2	Rear flange M14	615 503 1590
	3	Flange nut M14	615 502 0770
	4	Screw lock	615 614 0900
Flat wrench: 205 048 4230 / Pin wrench: 205 048 6673 / Hex wrench: 895 101 1464			
CP3450-12AC45	1	4.5" (115mm) Disc Guard	615 504 2030
	2	Rear flange 3/8"	205 053 3943
	3	Flange nut 3/8"	205 053 3973
	4	Screw lock	615 614 0900
Flat wrench: 205 048 4230 / Pin wrench: 205 048 5003 / Hex wrench: 895 101 1464			
CP3450-12AB5	1	5" (125mm) Disc Guard	615 504 1860
	2	Rear flange 5/8"	615 503 1600
	3	Flange nut 5/8"	615 502 0780
	4	Screw lock	615 614 0900
CP3450-12AC4 CP3450-12AC4R	1	4" (100mm) Disc Guard	615 504 1880
	2	Flange (2)	615 606 0430
		Flat wrench	205 048 4230
		Pin wrench	205 048 5003
	Flat wrench: 205 048 4230 / Pin wrench: 205 048 6673 / Hex wrench: 895 101 1464		
MODEL		DESCRIPTION	PART NO.
CP3450-..		Side handle	205 052 4063
		Exhaust kit	205 054 1503

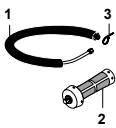
Grinding

Accessories

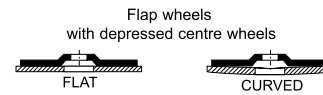
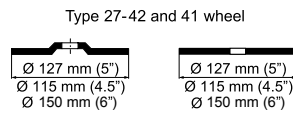
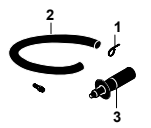


INCLUDED ACCESSORIES

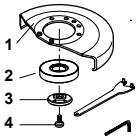
MODEL	ITEM	DESCRIPTION	PART NO.
CP3650-120AA5VK	1	Silencer kit	615 396 1660
CP3650-120AB5VK	2	Vibration-damping side handle	615 576 0660
CP3650-120AH5VK	3	Hose clamp	615 263 0240
CP3650-100AB6VK			



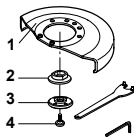
MODEL	ITEM	DESCRIPTION	PART NO.
CP3650-120AA5	.	3/8" air hose nipple for 1/2" (13 mm) ID hose	615 704 0270
CP3650-120AB5	1	Hose clamp	615 263 0240
CP3650-120AA45	2	Exhaust hose	615 875 1130
CP3650-120AB45	3	Side handle	615 576 0380



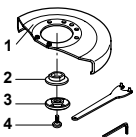
MODEL	ITEM	DESCRIPTION	PART NO.
CP3650-100AB6VK	1	6" (150 mm) Disc Guard	615 504 2020
	2	Auto balancer	615 990 1810
	3	Front Flange	615 502 0670
	4	Safety screw	615 614 0760
	.	Pin wrench 1-3/8" (35 mm)	615 802 0100
	.	Hexagon wrench 1/4" A/F (6.35 mm)	615 802 0570



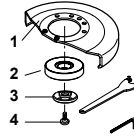
MODEL	ITEM	DESCRIPTION	PART NO.
CP3650-120AA45	1	4.5" (115 mm) Multi-position guard (AA45)	615 504 1980
CP3650-120AA5	1	5" (127 mm) Multi-position guard (AA5)	615 504 1970
	2	Rear flange	615 503 1340
	3	Front flange	615 502 0660
	4	Safety screw	615 614 0760
	.	Pin wrench 1-3/8" (35 mm)	615 802 0100
	.	Hexagon wrench 1/4" A/F (6.35 mm)	615 802 0570



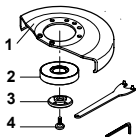
MODEL	ITEM	DESCRIPTION	PART NO.
CP3650-120AB45	1	4.5" (115 mm) Multi-position guard (AB45)	615 504 1980
CP3650-120AB5	1	5" (127 mm) Multi-position guard (AB5)	615 504 1970
	2	Rear flange	615 503 1410
	3	Front flange	615 502 0670
	4	Safety screw	615 614 0760
	.	Pin wrench 1-3/8" (35 mm)	615 802 0100
	.	Hexagon wrench 1/4" A/F (6.35 mm)	615 802 0570



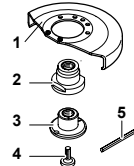
MODEL	ITEM	DESCRIPTION	PART NO.
CP3650-120AA5VK	1	5" (127 mm) Multi-position guard	615 504 1930
	2	Auto balancer	615 990 1810
	3	Front flange	615 502 0660
	4	Safety screw	615 614 0760
	.	Pin wrench 1-3/8" (6.35 mm)	615 802 0100
	.	Hexagon wrench 1/4" A/F (6.35 mm)	615 802 0570



MODEL	ITEM	DESCRIPTION	PART NO.
CP3650-120AB5VK	1	5" (127 mm) Multi-position guard	615 504 1930
	2	Auto balancer	615 990 1810
	3	Front flange	615 502 0670
	4	Safety screw	615 614 0760
	.	Pin wrench 1-3/8" (35 mm)	615 802 0100
	.	Hexagon wrench 1/4" A/F (6.35 mm)	615 802 0570



MODEL	ITEM	DESCRIPTION	PART NO.
CP3650-120AH5VK	1	Multi-position guard	615 504 1970
	2	Rear flange	615 503 1240
	3	Front flange	615 502 0620
	4	Safety screw	615 616 1010
	.	Hexagon wrench 6 mm	615 802 0560



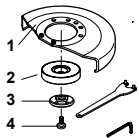


Accessories

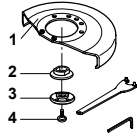
INCLUDED ACCESSORIES

MODEL	ITEM	DESCRIPTION	PART NO.
CP3850-...	.	Vibration-damping side handle	615 576 0660
	.	1/2" Air hose nipple, 5/8" (16 mm) ID hose	615 704 0140

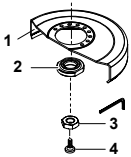
MODEL	ITEM	DESCRIPTION	PART NO.
CP3850-85AB7VE	1	7" (180 mm) Disc Guard (AB7VE)	615 504 2115
CP3850-65AB9VE	1	9" (230 mm) Disc Guard (AB9VE)	615 504 2125
	2	Auto balancer	615 990 1810
	3	Front Flange	615 502 0670
	4	Safety screw	615 614 0760
	.	Pin wrench 1-3/8" (35 mm)	615 802 0100
	.	Hexagon wrench	615 802 0560



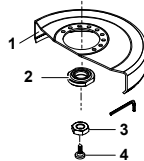
MODEL	ITEM	DESCRIPTION	PART NO.
CP3850-85AH7VE	1	7" (180 mm) Disc Guard (AH7VE)	615 504 2115
CP3850-65AH9VE	1	9" (230 mm) Disc Guard (AH9VE)	615 504 2125
	2	Auto balancer (AH7VE)	615 990 1940
	3	Rear Flange	615 503 1640
	4	Front Flange	615 502 0850
	.	Pin wrench 1-3/8" (35 mm)	615 802 0100
	.	Hexagon wrench	615 802 0560



MODEL	ITEM	DESCRIPTION	PART NO.
CP3850-77AB7V	1	7" (180 mm) Disc Guard	615 504 2135
CP3850-85AB7V	2	Rear Flange	615 503 1530
	3	Nut 5/8"	615 608 0490
	4	Safety screw	615 614 0340
	.	Hexagon wrench 6 mm	615 802 0560



MODEL	ITEM	DESCRIPTION	PART NO.
CP3850-60AB9V	1	9" (230 mm) Disc Guard	205 055 9613
	2	Rear Flange	615 503 1530
	3	Nut 5/8"	615 608 0490
	4	Safety screw	615 614 0340
	.	Hexagon wrench 6 mm	615 802 0560



MODEL	ITEM	DESCRIPTION	PART NO.
CP3349-...	.	1/2" Air hose nipple, 5/8" (16 mm) ID hose	615 704 0140

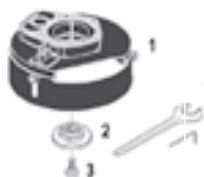
MODEL	ITEM	DESCRIPTION	PART NO.
CP3349-SALAVELE	1	9" (230 mm) Disc Guard	615 504 1830
	2	Rear flange	615 503 1030
	3	Nut	615 542 1040
	4	Locknut	615 614 0340
	.	Pin Wrench 1-3/8" (35 mm)	615 802 0100
	.	Flat wrench 1-1/16" (27 mm)	615 801 0770
	.	Hex. key	615 802 0560



MODEL	ITEM	DESCRIPTION	PART NO.
CP3349-SALAVEDE	1	7" (180mm) Disc Guard	615 504 1820
	2	Rear flange	615 503 1030
	3	Nut	615 542 1040
	4	Locknut	615 614 0340
	.	Pin Wrench 1-3/8" (35 mm)	615 802 0100
	.	Flat wrench 1-1/16" (27 mm)	615 801 0770
	.	Hex. key	615 802 0560



MODEL	ITEM	DESCRIPTION	PART NO.
CP3349-SALAVETE	1	6" (150mm) Disc Guard	615 504 1810
	2	Rear flange	615 503 1160
	3	Locknut	615 614 0340
	.	Flat wrench 1-1/16" (27 mm)	615 801 0770
	.	Hex. key	615 802 0560



Grinding

Accessories & Spares

OPTIONAL ACCESSORIES



OTHER ACCESSORIES



MODEL	DESCRIPTION	PART NO.
CP3450-..	Low Vibration handle	615 576 0780
	Exhaust hose adapter	615 730 1870
	Overhose	205 054 7523

AUTO-BALANCER



MODEL	DESCRIPTION	PART NO.
CP3349-SALAVADE/ CP3349-SALAVELE	Auto-balancer	615 503 1460

COLLET HOLDER

MODEL	DESCRIPTION	PART NO.
CP3450-12AC..	Collet holder	615 990 1900
	Collet nut	615 607 1540
	Collet 1/4"	615 526 0630

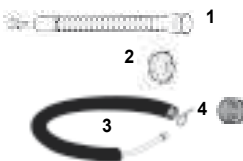
GREASE GUN



MODEL	DESCRIPTION	PART NO.
CP3450-..	Grease gun (capacity 0.8 oz - 24g)	615 990 1490

SILENCERS

MODEL	ITEM	DESCRIPTION	PART NO.
CP3019-..	1	Silencer Kit	615 396 1010
	2	Clippable silencer	615 396 1240
CP3109-..	3	Silencer Kit	615 396 1660
	4	Clippable silencer	615 396 6550
CP3450	3	Silencer Kit	615 574 0760



EXHAUST HOSE

MODEL	DESCRIPTION	PART NO.
CP3109-..	Reinforced cloth-lined exhaust hose L= 30" (0.75m)	615 875 1160

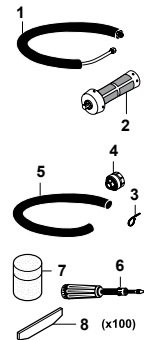


PAD

MODEL	DESCRIPTION	PART NO.
CP3450-12AC4 AC45	Backing pad ø 4" (100mm) with nut 3/8"	615 990 1900
CP3450-12AA5/ AB5	Backing pad ø 5" (125mm) with nut 5/8" & M14	615 990 1910



MODEL	ITEM	DESCRIPTION	PART NO.
CP3650-..	1	Silencer kit	615 396 1660
	2	Vibration-damping side handle	615 576 0660
	3	Hose clamp	615 263 0240
	4	Clippable silencer	615 396 9570
	5	Reinforced cloth-lined exhaust hose L=30" (0.75mm)	615 875 1160
	6	Grease gun include 24g	615 990 1490
	7	Grease for bevel gear (1kg)	615 990 1480
..	Blades kit (x100)	615 434 0640	



MODEL	ITEM	DESCRIPTION	PART NO.
CP3650-.. ø127 (5") Diamond disc	A	Dust extraction Kit	615 397 8300
	1	Manifold cutting with screws	615 504 2170
	2	Goble cover plate complete	615 504 2180
	3	Spacer 6mm - Hole 14mm	615 643 0920
	3	Spacer 6mm - Hole 16mm	615 643 0910
	4	Spacer for M14 spindle	615 643 0890
	4	Spacer for 5/8" spindle	615 643 0900
	5	Flange nut M14	615 606 0460
	5	Flange nut 5/8"	615 606 0450
	.	Pin key	615 802 0670



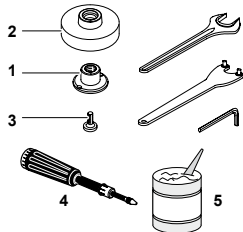
TUNE-UP KITS



MODEL	TUNE-UP KIT
CP9120CR	2050 504 823
CP9122BR	2050 504 823
CP9122CR	2050 504 823
CP9121BR	2050 504 823
CP9121CR	2050 504 823
CP9121AR	2050 504 823
CP9123	2050 503 733
CP3040	205 054 5223
CP854	C138089
CP3109-13A4	2050 541 673
CP3109-13A4ES	2050 541 663
CP3450-..	6153 973 030
CP3650 Series	2050 556 003
CP3850 Motor Service Kit	2050 553 543
CP3850 Spindle Service Kit	2050 553 553
CP3850 Global Service Kit	2050 553 433

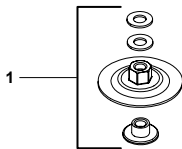
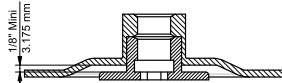
Accessories

OPTIONAL ACCESSORIES



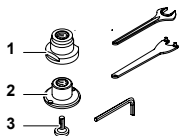
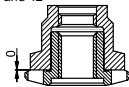
MODEL	ITEM	DESCRIPTION	PART NO.
CP3850-77ABVE	1	Nut	615 542 1040
CP3850-85ABVE	2	Rear flange balancer	615 503 1460
	3	Safety screw	615 614 0340
	4	Grease gun	615 990 1490
	5	Grease for bevel gear (1kg)	615 990 1480
	.	Pin spanner 1-3/8" (35 mm)	615 802 0100
	.	Flat spanner	615 801 0770
	.	Hexagon wrench 6 mm	615 802 0560

Type 27 and 42



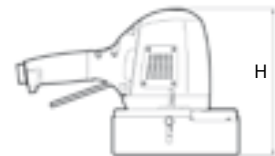
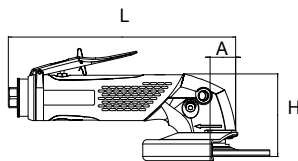
MODEL	ITEM	DESCRIPTION	PART NO.
CP3850-77AB7V	1	Wheel adapter	C087920
CP3850-85AB7V			
CP3850-60AB9V			

Type 27 - 41 and 42



MODEL	ITEM	DESCRIPTION	PART NO.
CP3850-77AB7V	1	Rear Flange	615 503 1030
CP3850-85AB7V	2	Nut	615 542 1040
CP3850-60AB9V	3	Safety screw	615 614 0340
	.	Pin Spanner 1-3/8" (35 mm)	615 802 0100
	.	Flat spanner	615 801 0770
	.	Hexagon wrench 6 mm	615 802 0560


DIMENSIONS



ANGLE GRINDER	L		A		H	
	in	mm	in	mm	in	mm
CP7500D	5.5	140	2.52	64	1.04	26.4
CP3040GABTIM	8.3	210	3.5	90	2.6	65
CP3040GASTIM	10.6	270	3.5	90	2.6	65
CP9120CR	9.3	233	1.58	40	1.02	26
CP9120CRN	9.3	233	1.58	40	1.02	26
CP9122BR	9.3	233	1.58	40	1.02	26
CP9122CR	9.3	233	1.58	40	1.02	26
CP9121CR	9.6	240	1.58	40	1.02	26
CP9121BR	9.6	240	1.58	40	1.02	26
CP9121AR	9.6	240	1.58	40	1.02	26
CP854	9	229	1.58	40	1.02	26
CP854E	9	229	1.58	40	1.02	26
CP3019-..A.	6.4	163	2.68	68	0.59	15
CP3109-..A4	8.5	217	2.68	68	0.59	15
CP3109-..A4ES	11.3	287	2.68	68	0.59	15

ANGLE GRINDER	L		A		H	
	in	mm	in	mm	in	mm
CP3450-12A..	9.1	231			4.6	117
CP3650-..AC4	9.4	238	1.05	26.8	3.5	88
CP3650-..AB/AA..45/5	9.4	238	1.05	26.8	3.4	87
CP3650-..AB/AA..VK	9.4	238	1.05	26.8	3.6	93
CP3650-..AB6..	9.4	238	1.05	26.8	3.7	93
CP9123	13.4	340	1.34	34	5.5	140
CP857	13.1	334	1.34	34	5.5	140
CP3850-77AB7V	13.1	334	1.14	29	4.8	122
CP3850-..AB9V	13.1	334	1.14	29	4.8	122
CP3850-..AB7VE/AH7VE	13.1	334	1.14	29	4.2	107
CP3850-..AB9VE/AH9VE	13.1	334	1.14	29	4.2	107
CP3349-SALAVADE					7.5	189
CP3349-SALAVELE					7.5	189
CP3349-SALAVETE					8.2	207

Finishing



Finishing Sanders

Orbital and rotative tools for spot or surface finishing applications.

Belt Sanders

To suit your precise finishing applications.

How to select your finishing tool?

Step 1

Applications

- ▶ Material type
- ▶ Treatment type
- ▶ Finishing type
- ▶ Intensity

Step 2

Abrasives

- ▶ Shape
- ▶ Grit size
- ▶ Process
- ▶ Rotation type
- ▶ Access

Step 3

Tools

- ▶ Handling shape
- ▶ Pad / Belt size
- ▶ Speed

Finishing

CP7202

ROTARY SANDING

FEATURES

- Mini pistol disc sander with 3" (75 mm) Roloc pad
- Rubber molded pistol grip
- Adjustable power regulator
- 2-fingered throttle
- Handle exhaust

BENEFITS

- General Maintenance Applications pistol sander
- Compact & lightweight
- Maximize operator control and ergonomics, less fatigue
- Job done faster and easier
- Excellent for small area repair



CP7202



CP7202D Kit

Part No. 8941172021

Kit includes:

- (1) CP7202D, Mini disc sander
- (1) 3" (75mm) backing pad
- (10) 3" (75mm) 80, 100, and 120 grit sandings discs
- (1) 3" (75mm) fine, medium and coarse surface prep discs and spindle wrench packed in a heavy duty carrying case



See accessories on pages 101 to 104

CP3030-325AFR



LIGHTWEIGHT & ERGONOMIC

FEATURES

- 2" (50 mm) roloc plate capacity
- 0.4 hp (300 W) industrial grade motor
- 25,000 rpm free speed
- Compact composite handle
- Streamlined safety lever
- Gearless durable construction
- 7° angle to allow working in tight angles
- Rear exhaust

BENEFITS

- Industrial Maintenance and Production angle sander
- Ergonomic handle and high speed
- High durability thanks to simple and robust design
- Ideal for versatile sanding applications



CP3030-325AFR

MODEL	PART NUMBER	FREE SPEED		POWER		PAD CAPACITY		PAPER SIZE		SPINDLE THREAD	AIR CONS. AT FREE SPEED		AIR CONS. @LOAD		NET WEIGHT		LENGTH	VIBRATION LEVEL ISO 28927 (M/S ²)		SOUND PRESS.	SOUND POWER	AIR INLET	
		rpm		hp	W	in.	mm	in.	mm		in	cfm	l/s	cfm	l/s	lb		kg	in.				mm
CP7202	894 107 2021	15,000		0.2	150	3	75	3	75	1/4-20 UNC	21	9	21.0	9.9	1.5	0.6	4	120	<2.5		84	95.8	1/4"
CP3030-325AFR	615 162 0060	25,000		0.4	300	2	50	2	50	1/4-20	21	10	14.2	6.7	1.8	0.8	6	154	<2,5		79	90.8	1/4"

All models: Hose int. 3/8" (9.5mm) - @90 PSI (@6.3 Bar)

Listed specifications are for reference only. Please check documents in each tool.

<0.7 hp (500W) Angle Sanders 2" & 3"

CP3030-415AFR



LIGHTWEIGHT & ERGONOMIC

CP3030-420AFR

Similar features as CP3030-415AFR with 20,000 rpm.

FEATURES

- 3" (76 mm) roloc plate capacity
- 0.54 hp (400 W) industrial grade motor
- 15 000 rpm free speed
- Compact composite handle
- Streamlined safety lever
- Gearless durable construction
- 7° angle to allow working in tight angles
- Rear exhaust

BENEFITS

- Industrial Maintenance and Production angle sander
- Ergonomic handle and high speed
- High durability thanks to simple and robust design
- Ideal for versatile sanding applications

CP3030-515AFR



LIGHTWEIGHT & ERGONOMIC

FEATURES

- 3" (76 mm) roloc plate capacity
- 0.7 hp (500 W) industrial grade motor
- 15 000 rpm free speed
- Compact composite handle
- Streamlined safety lever
- Gearless durable construction
- 7° angle to allow working in tight angles
- Rear exhaust

BENEFITS

- Industrial Maintenance and Production angle sander
- Ergonomic handle and high speed
- High durability thanks to simple and robust design
- Ideal for versatile sanding applications



See accessories on pages 98 to 104

CP3019-12AF

HIGH PERFORMANCE IN A COMPACT PACKAGE

FEATURES

- 3" (76 mm) roloc plate capacity
- 0.5 hp (375 W) governed motor
- 12,000 rpm free speed
- Compact body
- Insulating composite over housing
- Streamlined safety lever
- Highly durable bevel gear
- Rear exhaust

BENEFITS

- Industrial Maintenance and Production angle sander
- Ergonomic handle and high speed
- Highest durability in demanding applications up to 2,000 hours maintenance intervals
- Ideal for versatile sanding applications



CP3019-12AF

CP3019-20AF

Similar features as CP3019-12AF with 20,000 rpm

MODEL	PART NUMBER	FREE SPEED	POWER		PAD CAPACITY		PAPER SIZE		SPINDLE THREAD	AIR CONS. AT FREE SPEED		AIR CONS. @LOAD		NET WEIGHT		LENGTH		VIBRATION LEVEL ISO 28927 (M/S ²)		SOUND PRESS.	SOUND POWER	AIR INLET
		rpm	hp	W	in.	mm	in.	mm	in	cfm	l/s	cfm	l/s	lb	kg	in.	mm	a	k	ISO 15744 - dB(A)		
CP3019-12AF	615 160 7080	12,000	0.5	375	3	75	2	50	1/4-20 UNC	17	8	6.3	3.0	0.2	0.6	6	166	<2.5		77	88.6	1/4"
CP3019-20AF	615 160 7090	20,000	0.5	375	3	75	2	50	1/4-20 UNC	19	9	12.0	5.7	0.2	0.6	6	166	2.7	1.3	81	92.6	1/4"
CP3030-415AFR	615 162 0070	15,000	0.54	400	3	75	3	75	3/8-24	21	10	16.3	7.7	1.1	0.5	6	174	<2.5		80	91.2	1/4"
CP3030-420AFR	615 162 0080	20,000	0.54	400	3	75	3	75	3/8-24	27	12	18.4	8.7	1.8	0.8	6	174	<2.5		76	87.2	1/4"
CP3030-515AFR	615 162 0100	15,000	0.7	500	3	75	3	75	3/8-24	25	11	20.5	9.7	1.8	0.8	6	174	<2.5		76	87.4	1/4"

All models: Hose int. 3/8" (9.5mm) - @90 PSI (@6.3 Bar)

Listed specifications are for reference only. Please check documents in each tool.

Finishing

<0.5 hp (375W) Pistol Sanders 5"

CP3070-120G

DURABLE

FEATURES

- 5" (125 mm) sander
- High power 0.5 hp (375 W)
- Free speed 12,000 rpm
- Low noise
- Low vibrations
- Handle exhaust

BENEFITS

- Industrial Maintenance and Production pistol sander
- High durability
- Ergonomics - Compact & easy handling, ideal for limited space applications



CP3070-120G

CP9778



FAST & PRECISE

FEATURES

- Standard-duty hi-speed sander with 5" (125 mm) pad
- Built-in air regulator and variable speed throttle
- Rugged, energy efficient 0.5 hp (375 W) motor
- Low vibration

BENEFITS

- General Maintenance belt sander
- Excellent for paint removal, smoothing and rust removal in limited space applications



CP3070-120G



See accessories on pages 98 to 104

MODEL	PART NUMBER	FREE SPEED	POWER		PAD CAPACITY		SPINDLE TRHEAD	AIR CONS. AT FREE SPEED		AIR CONS. @LOAD		NET WEIGHT		LENGTH		VIBRATION LEVEL ISO 28927 (M/S ²)		SOUND PRESS.	SOUND POWER	AIR INLET
		rpm	hp	W	in.	mm	in.	cfm	l/s	cfm	l/s	lb	kg	in.	mm	a	k	ISO 15744 - dB(A)		
CP3070-120G	615 162 0090	12,000	0.5	375	5	125	3/8-24	26	12	22.0	10.5	2.2	1.0	6	175	<2,5		84	95	1/4"
CP9778	615 193 9778	14,000	0.5	375	5	125	7/16-20	25	12	21.0	9.9	2.2	1.0	10	297	<2,5		90	101	1/4"

All models: Hose int. 3/8" (9.5mm) - @90 PSI (@6.3 Bar)

Listed specifications are for reference only. Please check documents in each tool.

<0.51 hp (380W) Belt Sanders



CP9779



FLEXIBLE & EASY HANDLING

FEATURES

- 3/8" (10 mm) capacity
- Quick-change belt replacement
- Adjustable sanding arm
- Handle exhaust and swivel air inlet
- Rubber molded grip

BENEFITS

- General Maintenance Applications belt sander
- Operator comfort
- Excellent for paint removal, weld sanding, smoothing and rust removal in tight areas

CP9780



EASY HANDLING & LARGE REMOVAL

FEATURES

- 3/4" (20 mm) capacity
- Quick-change belt replacement
- Adjustable sanding arm
- Handle exhaust and swivel air inlet
- Rubber molded grip

BENEFITS

- General Maintenance Applications belt sander
- Excellent for paint removal, smoothing and rust removal in limited space applications



CP858

PRODUCTIVITY & DURABILITY

FEATURES

- Belt sander 3/8" (10 mm) capacity
- Quick change belt replacement
- Adjustable sanding arm
- Handle exhaust

BENEFITS

- General Maintenance belt sander
- Excellent for paint removal, smoothing and rust removal in limited space applications



See accessories on pages 98 to 104



MODEL	PART NUMBER	FREE SPEED		POWER		BELT CAPACITY L x W		AIR CONS. AT FREE SPEED		AIR CONS. @LOAD		NET WEIGHT		LENGTH		VIBRATION LEVEL ISO 28927 (M/S ²)		SOUND PRESS. ISO 15744 - dB(A)	SOUND POWER	AIR INLET
		rpm	hp	W	in.	mm	cfm	l/s	cfm	l/s	lb	kg	in.	mm	a	k				
CP858	T025179	18,000	0.4	300	3/8x13	10x330	22	10	22.0	10.4	1.8	0.8	10	275	<2.5	92	103.8	1/4"		
CP9779	615 193 9779	22,000	0.35	260	3/8x13	10x330	13	6	28.0	13.1	1.9	0.9	12	304	<2.5	90	101.5	1/4"		
CP9780	615 193 9780	20,000	0.51	380	3/4x20.4	20x520	14	6	30.0	14.1	3.3	1.5	15	380	<2.5	90	101.5	1/4"		

All models: Hose int. 3/8" (9.5mm) - @90 PSI (@6.3 Bar)

Listed specifications are for reference only. Please check documents in each tool.

Finishing

<0.54 hp (400W) Belt Sanders

CP5080-3260D12

0.4 HP (300 W) BELT SANDER

FEATURES

- 12" (305 mm) belt sander 0.4 hp (300 W)
- Sanding head pivots 360° for multi position sanding
- Easy change of abrasives and contact arm

BENEFITS

- Industrial Maintenance and Production Applications belt sander
- Ergonomic handle and high speed
- High durability thanks to simple and robust design
- Ideal for versatile sanding applications



CP5080-3260D12

CP5080-3260D12K

PN 615 162 0050

GUARD SUPPORT 12" BELTS	2050545513
HANDLE CP5080-3260D12	2050545583
BELT SANDING SET 12" 5PC- CP	2050545573
CONTACT ARM 1/2"x12" - 5/8" diam.	2050545523
CONTACT ARM 1/8"x12"	2050545543
CONTACT ARM 1/2"x12" 5/16" diam	2050545533
BLOWCASE CP5080	2050552173
STICKER BLOWCASE 12" CP5080	2050552183



See accessories on pages 98 to 104

CP5080-4200D24



0.5 HP (400 W) BELT SANDER

FEATURES

- 24" (610 mm) belt sander 0.5 hp (400 W)
- Sanding head pivots 360° for multi position sanding
- Easy change of abrasives and contact arm

BENEFITS

- Industrial Maintenance and Production Applications belt sander
- Ergonomic handle and high speed
- High durability thanks to simple and robust design
- Ideal for versatile sanding applications



CP5080-4200H18

MODEL	PART NUMBER	FREE SPEED	POWER		BELT CAPACITY L x W		AIR CONS. AT FREE SPEED		AIR CONS. @LOAD		NET WEIGHT		LENGTH		VIBRATION LEVEL ISO 28927 (M/S ²)		SOUND PRESS. ISO 15744 - dB(A)	SOUND POWER	AIR INLET
		rpm	hp	W	in.	mm	cfm	l/s	cfm	l/s	lb	kg	in.	mm	a	k			
CP5080-3260D12	615 162 0000	26,000	0.4	300	12	305	21	10	17.8	8.4	1.7	0.7	11	280	<2,5	81	92.5	1/4"	
CP5080-3260D12K	615 162 0050	26,000	0.4	300	12	305	21	10	17.8	8.4	1.7	0.7	11	280	<2,5	81	92.5	1/4"	
CP5080-4200D24	615 162 0010	20,000	0.54	400	1/2x24	13x600	25	12	21.6	10.2	3.1	1.3	15	390	<2,5	78	89	1/4"	

All models: Hose int. 3/8" (9.5mm) - @90 PSI (@6.3 Bar)

Listed specifications are for reference only. Please check documents in each tool.

<0.75 hp (560W) Belt Sanders

CP5080-4200H18



CP5080-4200H18K

PN 615 162 0040	
GUARD SUPPORT 18" W/ HANDLE	2050547953
HANDLE CP5080-4200H18	2050545603
HANDLE CP5080-4200H18	2050545563
BELT SANDING SET 18" 8PC-CP	2050545483
CONTACT ARM 1/2"x18"	2050545453
CONTACT ARM 5/8" to 3/4"x 18"	2050545473
BLOWCASE CP5080	2050552173
STICKER BLOWCASE 18" CP5080	2050552193

0.5 HP (400 W) BELT SANDER

FEATURES

- 18" (457 mm) belt sander 0.5 hp (400 W)
- Sanding head pivots 360° for multi position sanding
- Easy change of abrasives and contact arm

BENEFITS

- Industrial Maintenance and Production Applications belt sander
- Ergonomic handle and high speed
- High durability thanks to simple and robust design
- Ideal for versatile sanding applications



CP5080-5220H18



See accessories on pages 98 to 104

CP5080-5220H18

0.75 HP (560 W) BELT SANDER

FEATURES

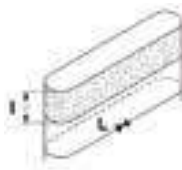
- 18" (457 mm) belt sander 0.75 hp (560 W)
- Sanding head pivots 360° for multi position sanding
- Easy change of abrasives and contact arm

BENEFITS

- Industrial Maintenance and Production Applications belt sander
- Ergonomic handle and high speed
- High durability thanks to simple and robust design
- Ideal for versatile sanding applications



CP5080-5220H18



MODEL	PART NUMBER	FREE SPEED		POWER		BELT CAPACITY L x W		AIR CONS. AT FREE SPEED		AIR CONS. @LOAD		NET WEIGHT		LENGTH		VIBRATION LEVEL ISO 28927 (M/S ²)		SOUND PRESS. ISO 15744 - dB(A)	SOUND POWER	AIR INLET
		rpm		hp	W	in.	mm	cfm	l/s	cfm	l/s	lb	kg	in.	mm	a	k			
CP5080-4200H18	615 162 0020	20,000		0.54	400	1/2x18	13x450	25	12	21.6	10.3	2.8	1.2	13	340	<2,5		80	91	1/4"
CP5080-4200H18K	615 162 0040	20,000		0.54	400	1/2->3/4x18	13->19x450	25	12	21.6	10.2	3.1	1.3	13	340	<2,5		78	89	1/4"
CP5080-5220H18	615 162 0030	22,000		0.75	560	18	457	31	15	27.1	12.8	3.3	1.4	13	340	<2,5		84	95	1/4"

All models: Hose int. 3/8" (9.5mm) - @90 PSI (@6.3 Bar)

Listed specifications are for reference only. Please check documents in each tool.

CP3514

ERGONOMIC & POWERFUL

FEATURES

- 5" (125 mm) random orbital palm sander
- 3/16" (5 mm) orbit
- Powerful 0.3 hp (210 W) motor
- Soft grip, tear drop design for perfect control
- Low noise level
- Shut-off and speed control switch
- Central Vacuum (CV) model in Hook & Loop Pad

BENEFITS

- Operator comfort with ergonomic palm shape
- Productivity increased with low vibrations level
- Powerful and ergonomic palm shape for vertical and horizontal applications
- 3/16" (5 mm): great for surface preparation from body filler to paint primer



CP3514



See accessories on pages 101 to 105

CP3510



ERGONOMIC & POWERFUL

FEATURES

CP3511

Same features as CP3510 with PSA

- 5" (125 mm) random orbital palm sander
- 3/16" (5 mm) orbit
- Powerful 0.3 hp (210 W) motor
- Soft grip, tear drop design for perfect control
- Low noise level
- Shut-off and speed control switch
- Non Vacuum (NV) model in Hook & Loop Pad

BENEFITS

- Operator comfort with ergonomic palm shape
- Productivity increased with low vibrations level
- Powerful and ergonomic palm shape for vertical and horizontal applications
- 3/16" (5 mm): great for surface preparation from body filler to paint primer

CP3512



ERGONOMIC & POWERFUL

FEATURES

- 5" (125 mm) random orbital palm sander
- 3/16" (5 mm) orbit
- Powerful 0.3 hp (210 W) motor
- Soft grip, tear drop design for perfect control
- Low noise level
- Shut-off and speed control switch
- Self Vacuum (SV) model in Hook & Loop pad

BENEFITS

- Operator comfort with ergonomic palm shape
- Productivity increased with low vibrations level
- Powerful and ergonomic palm shape for vertical and horizontal applications
- 3/16" (5 mm): great for surface preparation from body filler to paint primer

MODEL	PART NUMBER	POWER		GRIP	FREE SPEED	PAD CAPACITY		SPINDLE THREAD	AIR CONS. AT FREE SPEED		AIR CONS. @LOAD		NET WEIGHT		PAD TYPE	VAC	VIBRATION LEVEL ISO 26927 (M/S ²)		SOUND PRESS.	SOUND POWER	AIR INLET
		hp	W			in.	mm		cfm	l/s	cfm	l/s	lb	kg			a	k			
ORBITAL Ø 3/16" (5 mm)																					
CP3510	615 193 3510	0.3	210	Palm	12,000	5	125	5/16-24	19	9	16.0	8.0	1.3	0.7	H&L	SV	3	1.3	81	92	1/4"
CP3511	615 193 3511	0.3	210	Palm	12,000	5	125	5/16-24	19	9	16.0	8.0	1.3	0.7	PSA	SV	3	1.3	81	92	1/4"
CP3512	615 193 3512	0.3	210	Palm	12,000	5	125	5/16-24	19	9	16.0	8.0	1.3	0.7	H&L	SV	3	1.3	81	92	1/4"
CP3514	615 193 3514	0.3	210	Palm	12,000	5	125	5/16-24	19	9	16.0	8.0	1.4	0.7	H&L	SV	3	1.3	81	92	1/4"

All models: Hose int. 3/8" (9.5mm) - @90 PSI (@6.3 Bar)

Listed specifications are for reference only. Please check documents in each tool.

CP7225



POWERFUL & COMFORTABLE



FEATURES

- 6" (150 mm) random orbital palm sander
- 3/32" (2.5 mm) orbit
- Powerful 0.29 hp (210 W) motor
- Soft grip, tear drop design for perfect control
- Low noise level
- Low vibrations
- Shut-off and speed control switch
- Non Vacuum (NV) model in PSA pad

CP7225E / CV

Similar features as CP7225 with respectively H&L and Central Vacuum

CP7225CVE / SVE

Similar features as CP7225 with H&L, Central Vacuum and with H&L, Self Vacuum

CP7215SV



POWERFUL & COMFORTABLE



FEATURES

- 6" (150 mm) random orbital palm sander
- 3/8" (10 mm) orbit
- Powerful 0.29 hp (210 W) motor
- Soft grip, tear drop design for perfect control
- Low noise level
- Shut-off and speed control switch
- Self Vacuum (SV) model in PSA pad

CP7215/E

Similar features as CP7215SV with H&L

CP7215CV

Similar features as CP7215SV with H&L and Central Vacuum

CP7215CVE/SVE

Similar features as CP7215SV with H&L, Central Vacuum and with H&L, Self Vacuum

BENEFITS

- Operator comfort with ergonomic palm shape
- Productivity increased with low vibrations level
- Powerful and ergonomic palm shape for vertical and horizontal applications
- 3/8" (10 mm): great for heavy material removal such as body filler

CP7255CVE

POWERFUL & COMFORTABLE



FEATURES

- 6" (150 mm) random orbital palm sander
- 3/16" (5 mm) orbit
- Powerful 0.3 hp (210 W) motor
- Soft grip, tear drop design for perfect control
- Low noise level
- Shut-off and speed control switch
- Central Vacuum (CV) model in Hook & Loop Pad

BENEFITS

- Operator comfort with ergonomic palm shape
- Productivity increased with low vibrations level
- Powerful and ergonomic palm shape for vertical and horizontal applications
- 3/16" (5 mm): great for surface preparation from body filler to paint primer



CP7255CVE

CP7255

Similar features as CP7255CVE with PSA

CP7255E / CV

Similar features as CP7255CVE with respectively H&L and Central Vacuum

CP7255SV / SVE

Similar features as CP7255CVE with respectively Self Vacuum and H&L Self Vacuum

	MODEL	PART NUMBER	POWER		GRIP	FREE SPEED	PAD CAPACITY		SPINDLE THREAD	AIR CONS. AT FREE SPEED		AIR CONS. @LOAD		NET WEIGHT		PAD TYPE	VAC	VIBRATION LEVEL ISO 28927 (M/S ²)		SOUND PRESS.	SOUND POWER	AIR INLET
			hp	W			in.	mm		in.	cfm	l/s	cfm	l/s	lb			kg	a			
ORBITAL Ø 3/8" (10 mm)	CP7215	894 107 2151	0.3	210	Palm	12,000	6	150	5/16-24	18	8	16.0	7.6	1.7	0.7	PSA	no	8.54	2.8	81	92	1/4"
	CP7215CV	894 107 2153	0.3	210	Palm	12,000	6	150	5/16-24	18	8	16.0	7.6	1.8	0.8	PSA	CV	8.54	2.8	81	92	1/4"
	CP7215CVE	894 127 2153	0.3	210	Palm	12,000	6	150	5/16-24	18	8	16.0	7.6	1.8	0.8	H&L	CV	5.65	1.8	81	92	1/4"
	CP7215E	894 127 2151	0.3	210	Palm	12,000	6	150	5/16-24	18	8	16.0	7.6	1.7	0.7	H&L	no	5.65	1.8	81	92	1/4"
	CP7215SV	894 107 2152	0.3	210	Palm	12,000	6	150	5/16-24	18	8	16.0	7.6	1.8	0.8	PSA	SV	8.54	2.8	81	92	1/4"
ORBITAL Ø 3/32" (2.5 mm)	CP7215SVE	894 127 2152	0.3	210	Palm	12,000	6	150	5/16-24	18	8	16.0	7.6	1.8	0.8	H&L	SV	5.65	1.8	81	92	1/4"
	CP7225	894 107 2251	0.3	210	Palm	12,000	6	150	5/16-24	18	8	16.0	7.6	1.7	0.7	PSA	no	7.65	3.1	81	92	1/4"
	CP7225CV	894 107 2253	0.3	210	Palm	12,000	6	150	5/16-24	18	8	16.0	7.6	1.8	0.8	PSA	CV	7.65	3.1	81	92	1/4"
	CP7225E	894 127 2251	0.3	210	Palm	12,000	6	150	5/16-24	18	8	16.0	7.6	1.7	0.7	H&L	no	3.7	2.0	81	92	1/4"
	CP7225SVE	894 127 2252	0.3	210	Palm	12,000	6	150	5/16-24	18	8	16.0	7.6	1.8	0.8	H&L	SV	3.7	2.0	81	92	1/4"
ORBITAL Ø 3/16" (5 mm)	CP7225CVE	894 127 2253	0.3	210	Palm	12,000	6	150	5/16-24	18	8	16.0	7.6	1.8	0.8	H&L	CV	3.7	2.0	81	92	1/4"
	CP7255SVE	894 127 2552	0.3	210	Palm	12,000	6	150	5/16-24	18	8	16.0	7.6	1.8	0.8	H&L	SV	5.13	1.7	81	92	1/4"
	CP7255SV	894 107 2552	0.3	210	Palm	12,000	6	150	5/16-24	18	8	16.0	7.6	1.8	0.8	PSA	SV	8.22	2.2	81	92	1/4"
	CP7255E	894 127 2551	0.3	210	Palm	12,000	6	150	5/16-24	18	8	16.0	7.6	1.7	0.7	H&L	no	5.13	1.7	81	92	1/4"
	CP7255CVE	894 127 2553	0.3	210	Palm	12,000	6	150	5/16-24	18	8	16.0	7.6	83.0	0.8	H&L	CV	5.13	1.7	81	92	1/4"
	CP7255CV	894 107 2553	0.3	210	Palm	12,000	6	150	5/16-24	18	8	16.0	7.6	83.0	0.8	PSA	CV	8.22	2.2	81	92	1/4"
	CP7255	894 107 2551	0.3	210	Palm	12,000	6	150	5/16-24	18	8	16.0	7.6	1.7	0.7	PSA	no	8.22	2.2	81	92	1/4"

All models: Hose int. 3/8" (9.5mm) - @90 PSI (@6.3 Bar)

Listed specifications are for reference only. Please check documents in each tool.


CP7215H



**LIGHTWEIGHT
& POWERFUL**

CP7215HE / HCVE

Similar features as CP7215H
with handle and H&L / with 2
hands and Central Vacuum



Ø 10mm (3/8") Dia. Orbit



Eco change motor,
see page 101

FEATURES

- 2-handed 6" (150 mm) random orbital palm sander
- 3/8" (10 mm) orbit
- Powerful 0.29 hp (210 W) motor
- Soft grip, tear drop design for perfect control
- Low noise level
- Shut-off and speed control switch
- Non Vacuum (NV) model in PSA Pad

BENEFITS

- Operator comfort with ergonomic palm shape
- Productivity increased with low vibrations level
- Powerful and ergonomic palm shape for vertical and horizontal applications
- 3/8" (10 mm): great for heavy material removal such as body filler


CP7255H



**LIGHTWEIGHT
& POWERFUL**

CP7255HE / HCVE

Similar features as CP7255H
with handle and H&L / with 2
hands and Central Vacuum



Ø 5mm
(3/16")



Eco change motor,
see page 101

FEATURES

- 2-handed 6" (150 mm) random orbital palm sander
- 3/16" (5 mm) orbit
- Powerful 0.3 hp (210 W) motor
- Soft grip, tear drop design for perfect control
- Low noise level
- Shut-off and speed control switch
- Non Vacuum (NV) model in PSA Pad

BENEFITS

- Operator comfort with ergonomic palm shape
- Productivity increased with low vibrations level
- Powerful and easy to use for vertical and horizontal applications
- 3/16" (5 mm): great for surface preparation from body filler to paint primer

CP7268



IN-LINE SANDING

FEATURES

- Heavy-duty dual piston straight line sander
- Twin piston rugged design
- Easy comfort trigger and handle

BENEFITS

- Operator comfort and safe operation
- Ideal tool for fast material removal, body smoothing, and for large surfaces



CP7215HCVE



See accessories on pages 101 to 105

	MODEL	PART NUMBER	FREE SPEED		POWER		PAD CAPACITY		PAPER SIZE		SPINDLE THREAD	AIR CONS. AT FREE SPEED		AIR CONS. @LOAD		NET WEIGHT		VIBRATION LEVEL ISO 28927 (M/S ²)		SOUND PRESS.	SOUND POWER	AIR INLET
			rpm	hp	W	in.	mm	in.	mm	in		cfm	l/s	cfm	l/s	lb	kg	a	k			
	CP7268	894 107 2680	5,000			2.75 x 17.5	70x445	2.75 x 17.5	70x445		14	6	10.7	5.1	6.0	2.7	22.03	13.5	93	104	1/4"	
ORBITAL Ø 3/16" (5 mm)	CP7255HE	894 127 2554	11,000	0.3	210	6	150	6	150	5/16-24	18	8	18.0	8.5	1.9	0.8	3.1	5.2	82	93	1/4"	
	CP7255HCVE	894 127 2555	11,000	0.3	210	6	150	6	150	5/16-24	18	8	18.0	8.5	1.9	0.8	3.1	5.2	83	94	1/4"	
	CP7255H	894 107 2554	11,000	0.3	210	6	150	6	150	5/16-24	18	8	18.0	8.5	1.9	0.8	5.4	2.4	81	92	1/4"	
ORBITAL Ø 3/8" (10 mm)	CP7215HE	894 127 2154	11,000	0.3	210	6	150	6	150	5/16-24	18	8	18.0	8.5	2.0	0.9	4.4	2.8	85	96	1/4"	
	CP7215HCVE	894 127 2155	11,000	0.3	210	6	150	6	150	5/16-24	18	8	18.0	8.5	2.0	0.9	4.4	2.8	86	97	1/4"	
	CP7215H	894 107 2154	11,000	0.3	210	6	150	6	150	5/16-24	18	8	18.0	8.5	2.0	0.9	4.4	2.8	84	95	1/4"	

All models: Hose int. 3/8" (9.5mm) - @90 PSI (@6.3 Bar)

Listed specifications are for reference only. Please check documents in each tool.

0.3 hp (210W) Orbital Sanders

CP7220E



**HIGH PERFORMANCE
WITH LOW NOISE
NON VACUUM**

CP7220SVE

Similar features as CP7220E with self-vacuum

CP7250E

Similar features as CP7220E with 5 mm orbit

CP7250SVE

Similar features as CP7220SVE with 5 mm orbit and self vacuum

FEATURES

- 0.3 hp (210 W) orbital sander
- True oil-free operation to keep contaminants away from your sanding process
- Non-vacuum model available in PSA and Hook & Loop pads
- Used for final sanding, finishing and prepolishing processes

BENEFITS

- Industrial Maintenance and Production Applications orbital sander
- High durability thanks to simple and robust design
- Ideal for versatile sanding applications

CP7220HCVE



**HIGH PERFORMANCE
WITH LOW NOISE
CENTRAL VACUUM**

FEATURES

- 0.3 hp (210 W) orbital sander
- True oil-free operation to keep contaminants away from your sanding process
- Central-vacuum model available in PSA and Hook & Loop pads
- Used for final sanding, finishing and prepolishing processes
- Handle for 2 hand operation

BENEFITS

- Industrial Maintenance and Production Applications orbital sander
- High durability thanks to simple and robust design
- Ideal for versatile sanding applications

CP7220CVE

**HIGH PERFORMANCE WITH
LOW NOISE CENTRAL VACUUM**

FEATURES

- 0.3 hp (210 W) orbital sander
- True oil-free operation to keep contaminants away from your sanding process
- Central-vacuum model available in PSA and Hook & Loop pads
- Used for final sanding, finishing and prepolishing processes

BENEFITS

- Industrial Maintenance and Production Applications orbital sander
- High durability thanks to simple and robust design
- Ideal for versatile sanding applications



CP7250CVE

Similar features as CP7220CVE with 5 mm orbit



See accessories on pages 101 to 105

MODEL	PART NUMBER	POWER		GRIP	FREE SPEED	PAD CAPACITY		SPINDLE THREAD	AIR CONS. AT FREE SPEED		AIR CONS. @LOAD		NET WEIGHT		PAD TYPE	VAC	VIBRATION LEVEL ISO 28927 (M/S ²)		SOUND PRESS.	SOUND POWER	AIR INLET
		hp	W			rpm	in.		mm	in.	cfm	l/s	cfm	l/s			lb	kg			
PALM GRIP - ORBITAL Ø 3/32" (2.5mm)																					
CP7220CVE	894 170 2970	0.3	210	Palm	12,000	6	150	5/16-24	16	7	16.6	7.8	1.7	0.7	H&L	CV	3.2	1.4	76	87	1/4"
CP7220E	894 127 2201	0.3	210	Palm	12,000	6	150	5/16-24	16	7	16.6	7.8	1.7	0.7	H&L	no	3.4	1.3	76	87	1/4"
CP7220SVE	894 127 2202	0.3	210	Palm	12,000	6	150	5/16-24	16	7	16.6	7.8	1.7	0.7	H&L	SV	3.2	1.4	76	87	1/4"
PALM GRIP - ORBITAL Ø 3/16" (5mm)																					
CP7250CVE	894 127 2503	0.3	210	Palm	12,000	6	150	5/16-24	16	7	16.6	7.8	1.7	0.7	H&L	CV	5.7	2.9	76	87	1/4"
CP7250E	894 127 2501	0.3	210	Palm	12,000	6	150	5/16-24	16	7	16.6	7.8	1.7	0.7	H&L	no	5	2.3	76	87	1/4"
CP7250HCVE	615 170 3760	0.3	210	2 hand	12,000	6	150	5/16-24	16	7	16.6	7.8	2.0	0.9	H&L	CV	4.4	1.9	81	92	1/4"
CP7250SVE	894 127 2502	0.3	210	Palm	12,000	6	150	5/16-24	16	7	16.6	7.8	1.7	0.7	H&L	SV	5.7	2.9	76	87	1/4"

All models: Hose int. 3/8" (9.5mm) - @90 PSI (@6.3 Bar)

Listed specifications are for reference only. Please check documents in each tool.

CP7250HCVE

HIGH PERFORMANCE WITH LOW NOISE CENTRAL VACUUM

FEATURES

- 0.3 hp (210 W) orbital sander
- True oil-free operation to keep contaminants away from your sanding process
- Central-vacuum model available in PSA and Hook & Loop pads
- Used for final sanding, finishing and prepolishing processes
- Handle for 2 hand operation

BENEFITS

- Industrial Maintenance and Production Applications orbital sander
- High durability thanks to simple and robust design
- Ideal for versatile sanding applications



CP7250HCVE



See accessories on pages 101 to 105

CP7220HE



HIGH PERFORMANCE WITH LOW NOISE NON VACUUM

CP7250HE

Similar features as CP7220HE with self-vacuum

FEATURES

- 0.3 hp (210 W) orbital sander
- True oil-free operation to keep contaminants away from your sanding process
- Central-vacuum model available in PSA and Hook & Loop pads
- Used for final sanding, finishing and prepolishing processes
- Handle for 2 hand operation

BENEFITS

- Industrial Maintenance and Production Applications orbital sander
- High durability thanks to simple and robust design
- Ideal for versatile sanding applications

CP9534



HIGH PERFORMANCE WITH LOW NOISE CENTRAL VACUUM

CP9674

Similar features as CP9534 with low noise Central-vacuum

FEATURES

- 0.3 hp (210 W) orbital sander
- True oil-free operation to keep contaminants away from your sanding process
- Central-vacuum model available in PSA and Hook & Loop pads
- Great for surface preparation from body filler to paint primer

BENEFITS

- Industrial Maintenance and Production Applications orbital sander
- High durability thanks to simple and robust design
- Ideal for versatile sanding applications

MODEL	PART NUMBER	POWER		GRIP	FREE SPEED	PAD CAPACITY		SPINDLE THREAD	AIR CONS. AT FREE SPEED		AIR CONS. @LOAD		NET WEIGHT		PAD TYPE	VAC	VIBRATION LEVEL ISO 28927 (M/S ²)		SOUND PRESS.	SOUND POWER	AIR INLET
		hp	W			in.	mm		cfm	l/s	cfm	l/s	lb	kg			a	k			
PALM GRIP - ORBITAL Ø 3/32" (2.5mm)																					
CP7220HE	615 170 3770	0.3	210	2 hand	12,000	6	150	5/16-24	16	7	16.6	7.8	2.0	0.9	H&L	SV	5.1	3.2	81	92	1/4"
PALM GRIP - ORBITAL Ø 3/16" (5mm)																					
CP7250HCVE	615 170 3760	0.3	210	2 hand	12,000	6	150	5/16-24	16	7	16.6	7.8	2.0	0.9	H&L	CV	4.4	1.9	81	92	1/4"
CP7250HE	615 170 3740	0.3	210	2 hand	12,000	6	150	5/16-24	16	7	16.6	7.8	2.0	0.9	H&L	SV	5.1	2.5	81	92	1/4"
CP9534	615 193 9534	0.3	210	2 hand	9,000	6	150	5/16-24	9	3	9.0	3.2	2.9	1.3	H&L	CV	2.58	1.1	83	94	1/4"
PALM GRIP - ORBITAL Ø 3/8" (10mm)																					
CP9674	615 193 9674	0.3	210	2 hand	9,000	6	150	5/16-24	9	3	9.0	3.2	2.3	1.3	H&L	CV	2.54	1.1	83	94	1/4"

All models: Hose int. 3/8" (9.5mm) - @90 PSI (@6.3 Bar)

Listed specifications are for reference only. Please check documents in each tool.

CP7263E



**ERGONOMIC
& POWERFUL**

CP7263CVE

Similar features as CP7263E with Central Vacuum

FEATURES

- 3"x4-1/4" (74x109 mm) jitterbug rectangle sander
- 3/32" (2.5 mm) orbit
- Powerful 0.3 hp (210 W) motor
- Soft grip, tear drop design for perfect control
- Non-vacuum
- Chemical and impact resistant composite housing
- Hook & Loop pad

BENEFITS

- Operator comfort with ergonomic palm shape
- Powerful and easy to use
- Compact pad great for sanding on small surfaces
- 3/32" (2.5 mm): used for final sanding, finishing, and pre-polishing processes

CP7264E



**ERGONOMIC
& POWERFUL**

CP7264CVE

Similar features as CP7264E with Central Vacuum

FEATURES

- 2-3/4"x7-3/4" (70x198 mm) Jitterbug rectangle sander
- 3/32" (2.5 mm) orbit
- Powerful 0.3 hp (210 W) motor
- Soft grip, tear drop design for perfect control
- Non-vacuum
- Chemical and impact resistant composite housing
- Hook & Loop pad

BENEFITS

- Operator comfort with ergonomic palm shape
- Powerful and easy to use
- Long pad ideal for larger surfaces
- 3/32" (2.5 mm): used for final sanding, finishing, and pre-polishing processes

CP7266E



**ERGONOMIC
& POWERFUL**

CP7266CVE

Similar features as CP7266E with Central Vacuum

FEATURES

- 3-1/4"x5" (80x130 mm) jitterbug rectangle sander
- 3/32" (2.5 mm) orbit
- Powerful 0.3 hp (210 W) motor
- Soft grip, tear drop design for perfect control
- Non-vacuum
- Chemical and impact resistant composite housing
- Hook & Loop pad

BENEFITS

- Operator comfort with ergonomic palm shape
- Powerful and easy to use
- Universal size pad for versatile use
- 3/32" (2.5 mm): used for final sanding, finishing, and pre-polishing processes

CP7267E



**ERGONOMIC
& POWERFUL**

CP7267CVE

Similar features as CP7267E with Central Vacuum

FEATURES

- 3-7/8"-5-5/8" (100x144 mm) jitterbug delta sander
- 3/32" (2.5 mm) orbit
- Powerful 0.3 hp (210 W) motor
- Soft grip, tear drop design for perfect control
- Non-vacuum
- Chemical and impact resistant composite housing
- Hook & Loop pad

BENEFITS

- Operator comfort with ergonomic palm shape
- Powerful and easy to use
- Great for corners with the delta pad
- 3/32" (2.5 mm): used for final sanding, finishing, and pre-polishing processes



See accessories on pages 101 to 105

MODEL	PART NUMBER	FREE SPEED	PAD SIZE		AVERAGE AIR CONS.		AIR CONS. @LOAD		NET WEIGHT		PAD TYPE	AIR INLET	VAC
		rpm	in.	mm	cfm	l/s	cfm	l/s	lb	kg			
ORBITAL Ø 3/32" (2.5mm)													
CP7267E	8941072670	10,000	3-7/8"-5-5/8" delta	100x144 delta	18.0	8.5	1.4	0.6	9.6	3.2	78	89	1/4"
CP7267CVE	8941172670	10,000	3-7/8"-5-5/8" delta	100x144 delta	18.0	8.5	1.5	0.7	9	3.7	78	89	1/4"
CP7266E	894 107 2660	10,000	3-1/4"x5"	80x130	9	4.3	18.0	8.5	1.4	0.6	H&L	1/4"	no
CP7266CVE	894 117 2660	10,000	3-1/4"x5"	80x130	9	4.3	18.0	8.5	1.2	0.7	H&L	1/4"	CV
CP7264E	894 107 2640	10,000	2-3/4"x7-3/4"	70x198	9	4.3	18.0	8.5	1.2	0.7	H&L	1/4"	no
CP7264CVE	894 117 2640	10,000	2-3/4"x7-3/4"	70x198	9	4.3	18.0	8.5	1.6	0.7	H&L	1/4"	CV
CP7263E	894 107 2650	10,000	3"x4-1/4"	74x109	9	4.3	18.0	8.5	1.4	0.6	H&L	1/4"	no
CP7263CVE	894 117 2650	10,000	3"x4-1/4"	74x109	9	4.3	18.0	8.5	1.5	0.6	H&L	1/4"	CV

All models: Hose int. 3/8" (9.5mm) - @90 PSI (@6.3 Bar)

Listed specifications are for reference only. Please check documents in each tool.

CP3650-085AB

**HIGH PERFORMANCE
& ERGONOMICS**



FEATURES

- 7" (180 mm) pad capacity
- 2.3 hp (1,700 W) high performance governed motor
- 8,500 rpm free speed
- Superior durability bevel gear
- Spindle lock button
- Vibration damping multi-position side handle
- 5/8" 11 Spindle

BENEFITS

- Industrial Maintenance and Production angle sander
- Highest durability in demanding applications up to 2,000 hours maintenance intervals



CP3650-085AB

CP3650-085AAE

Similar features as CP3650-085AB with M14 spindle

CP3650-075AB

Similar features as CP3650-085AB with 7,300 rpm

CP3650-075AAE

Similar features as CP3650-085AB with 7,500 rpm and M14 spindle



See accessories on pages 102 to 105

CP3650-120AB



**HIGH PERFORMANCE
& ERGONOMICS**



CP3650-120AAE

Similar features as CP3650-120AB with M14 spindle

CP3650-135AC4SE

Similar features as CP3650-120AB with 3/8-24 spindle with 13,500 rpm and with 3/8-24 spindle

FEATURES

- 5" (125 mm) pad capacity
- 2.3 hp (1,700 W) high performance governed motor
- 12,000 rpm free speed
- Superior durability bevel gear
- Spindle lock button
- Vibration damping multi-position side handle
- 5/8" Spindle

BENEFITS

- Industrial Maintenance and Production angle sander
- Highest durability in demanding applications up to 2,000 hours maintenance intervals

See all CP3650 Unique Features on page 68



CP3650-120AB

MODEL	PART NUMBER	FREE SPEED		POWER		PAD CAPACITY		SPINDLE TRHEAD	AIR CONS. AT FREE SPEED		AIR CONS. @LOAD		NET WEIGHT		LENGTH		VIBRATION LEVEL ISO 28927 (M/S ²)		SOUND PRESS.	SOUND POWER	AIR INLET
		rpm	hp	W	in.	mm	in.		cfm	l/s	cfm	l/s	lb	kg	in.	mm	a	k			
CP3650-075AB	615 160 7280	7,500	2.3	1,700	7	180	5/8-11	32	15	57.0	27.0	3.1	1.4	9	238	3.3	1.6	78	89	3/8"	
CP3650-085AB	615 162 0190	8,500	2.3	1,700	7	180	5/8-11	42	20	68.0	32.0	3.0	1.3	9	238	3.4	1.7	80	91	3/8"	
CP3650-120AB	615 160 7250	12,000	2.3	1,700	5	125	5/8-11	42	20	68.0	32.0	3.1	1.4	9	238	2.9	1.5	86	97	3/8"	
CP3650-075AAE	615 160 7270	7,500	2.3	1,700	7	180	M14	32	15	57.0	27.0	3.0	1.3	9	238	3.3	1.6	79	90	3/8"	
CP3650-085AAE	615 160 7260	8,500	2.3	1,700	7	180	M14	42	20	68.0	32.0	3.0	1.3	9	238	3.4	1.7	80	91	3/8"	
CP3650-120AAE	615 160 7240	12,000	2.3	1,700	5	125	M14	42	20	68.0	32.0	3.0	1.3	9	238	2.9	1.5	85	96	3/8"	
CP3650-135AC4SE	615 160 7290	13,500	2.3	1,700	4	115	3/8-24	53	25	74.0	35.0	3.3	1.4	9	238	4.8	3.6	85	96	3/8"	

All models: Hose int. 3/8" (9.5mm) - @90 PSI (@6.3 Bar)

Listed specifications are for reference only. Please check documents in each tool.

CP3850-65ABVE



UNIQUE FEATURES
Premium Tool

SUPER INDUSTRIAL

CP3850-60AB SUPERLATIVE PERFORMANCE & ERGONOMICS

Similar features as CP3850-65ABVE with 6,000 rpm free speed and without autobalancer

For ANSI markets

FEATURES

- 9" (230 mm) pad capacity
- 2.8 hp (2,100 W) high performance governed motor
- 6,500 rpm free speed
- Low profile angle head
- Superior durability bevel gear
- Curved handle housing
- Double action safety lever
- Integrated silencer
- Orientable exhaust
- Spindle lock button
- Auto balancer
- Vibration damping multi-position side handle
- CE certification / not for North American Market

BENEFITS

- Industrial Maintenance and Production angle sander
- Highest durability in demanding applications up to 2,000 hours maintenance intervals
- Superior torque for maximal productivity
- Superior ergonomics

See all CP3850 Unique Features on page 72



CP3850-85ABVE

SUPERLATIVE PERFORMANCE & ERGONOMICS

UNIQUE FEATURES
Premium Tool

FEATURES

- 7" (180 mm) pad capacity
- 2.8 hp (2,100 W) high performance governed motor
- 8,500 rpm free speed
- Low profile angle head
- Superior durability bevel gear
- Curved handle housing
- Double action safety lever
- Integrated silencer
- Orientable exhaust
- Spindle lock button
- Auto balancer
- Vibration damping multi-position side handle
- CE certification / not for North American Market

BENEFITS

- Industrial Maintenance and Production angle sander
- Highest durability in demanding applications up to 2,000 hours maintenance intervals
- Superior torque for maximal productivity
- Superior ergonomics



SUPER INDUSTRIAL

CP3850-85ABVE

CP3850-77AB

Similar features as CP3850-85ABVE with 7,700 rpm free speed and without autobalancer for ANSI markets



See accessories on pages 102 to 105

MODEL	PART NUMBER	FREE SPEED	POWER		PAD CAPACITY		SPINDLE TRHEAD	AIR CONS. AT FREE SPEED		AIR CONS. @LOAD		NET WEIGHT		LENGTH		VIBRATION LEVEL ISO 28927 (M/S ²)		SOUND PRESS.	SOUND POWER	AIR INLET
		rpm	hp	W	in.	mm	in.	cfm	l/s	cfm	l/s	lb	kg	in.	mm	a	k	ISO 15744 - dB(A)		
ANSI MODELS																				
CP3850-60AB	615 170 5000	6,000	2.8	2,100	9	230	5/8-11	38	18	80.0	38.0	5.1	2.3	13	340	<2.5		86	97	1/2"
CP3850-77AB	615 170 4990	7,700	2.8	2,100	7	180	5/8-11	33	16	69.0	32.0	4.1	2.3	13	340	3.6	0.8	84	95	1/2"
CE MODELS - NOT FOR NA																				
CP3850-65ABVE	615 170 4980	6,500	2.8	2,100	9	230	5/8-11	44	21	80.0	38.0	5.1	2.3	13	340	<2.5		89	100	1/2"
CP3850-85ABVE	615 170 4970	8,500	2.8	2,100	7	180	5/8-11	36	17	77.0	36.0	5.1	2.3	13	340	<2.5		87	98	1/2"

All models: Hose int. 5/8" (15mm) - @90 PSI (@6.3 Bar)

Listed specifications are for reference only. Please check documents in each tool.

Finishing



Accessories & Spares

ANGLE SANDERS 2&3" PISTOL SANDERS



CP3019-20AF

BACK-UP PLATE

MODEL	DESCRIPTION	PART NO.
CP9778	ø 4.75" (120mm) Back-up	KF137214
CP9778	ø 3.75" (95mm) Back-up	KF137215
CP9778	ø 3" (75mm) Back-up	KF137216
CP7202D	3" ROL-LOC/twist lock backing pad, 1/4 - 20 female thread (must be used with Surface Prep Pad)	CA158102

ACCESSORIES INCLUDED

MODEL	DESCRIPTION	PART NO.
CP3019-..	Exhaust hose 31" (0.80m) Flat wrench	615 875 1060 615 801 0030

MODEL	ITEM	DESCRIPTION	PART NO.
CP3070	1	Backing pad 5" (125mm)	205 054 8393
	2	Backing pad 3" (76mm)	205 054 8383
	3	Holder flange	205 054 8403
	.	Wrench kit	205 054 8333

OPTIONAL ACCESSORIES

PADS

MODEL	CAPACITY	PART NO.
CP3019-..	2" (50mm) Pad 3" (76mm) Pad	205 054 9913 205 054 9923
CP3030-325AFR	2" (50mm) Pad	205 054 9913
CP3030-4/5..AFR	3" (76mm) Pad	205 054 9933

SILENCERS

MODEL	DESCRIPTION	PART NO.
CP3019-..	Silencer kit Clippable silencer	615 396 1010 615 396 1240
CP3030-..	Clippable silencer	615 396 1240

COLLET HOLDER

MODEL	ITEM	CAPACITY	PART NO.
CP3030-4..AFR	1	Series 200 collet holder	615 523 0230
CP3030-5..AFR	2	Series 200 collet nut	615 607 1440
	3	Collet, ø 1/8" (2.4 to 3.2mm)	615 526 0610
	.	Collet, ø 5.2 to 6mm	615 526 0620
	.	Collet, ø 1/4" (5.55 to 6.35mm)	615 526 0630
	.	Collet, ø 7.2 to 8mm	615 526 0640

GREASE GUN

MODEL	DESCRIPTION	PART NO.
CP3019-..	Grease gun (capacity 0.8 oz - 24g)	615 990 1490

TUNE-UP KITS

MODEL	PART NO.
CP3070-120G	205 054 8293
CP3030-3..	205 054 6403
CP3030-4..	205 054 7863
CP3030-5..	205 054 7923
CP9778	205 050 6663
CP9779	205 050 3853
CP9780	205 050 3863





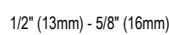

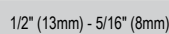




Accessories & Spares

BELT SANDERS

















OPTIONAL ACCESSORIES





CP5080-3260 Series - 12" (305mm)


	GUARD SUPPORT	PART NO.		WHEEL ASSEMBLY	PART NO.	PLATTEN PAD SET	PART NO.
	12" (305mm) Guard support	205 054 5513					
	CONTACT ARM	PART NO.		WHEEL ASSEMBLY	PART NO.	PLATTEN PAD SET	PART NO.
	1/2"x12" (13x305mm) - 5/8" (16mm)	205 054 5523		1/2" (13mm) - 5/8" (16mm)	205 054 6443	1/2" x 1.97" (12.5 x 50mm)	205 054 6243
	1/2"x12" (13x305mm) - 5/16" (8mm)	205 054 5533		1/2" (13mm) - 5/16" (8mm)	205 055 0283	1/2" x 1-15/16" (12.5 x 49mm)	205 054 6233
	1/8"x12" (3x305mm)	205 054 5543		1/8" (3mm)	205 054 6473		
	1/4"x12" (6x305mm)	205 054 5553		1/4" (6mm)	205 054 6493	5/16" x 2.05" (7.5 x 52mm)	205 054 6253

CP5080-4200 Series - 18" (457mm)

	GUARD SUPPORT	PART NO.		WHEEL ASSEMBLY	PART NO.	PLATTEN PAD SET	PART NO.
	18" (457mm) Guard support	205 054 5443					
	18" (457mm) Guard support with side handle	205 054 7953					
	CONTACT ARM	PART NO.		WHEEL ASSEMBLY	PART NO.	PLATTEN PAD SET	PART NO.
	5/8" to 3/4" x 18" (16 to 19 x 457mm)	205 054 5453		5/8" (16mm)	205 054 6433	3/4" x 2-1/8" (19.5 x 54mm)	205 054 6263
	1/2" x 18" (13 x 457mm)	205 054 5463		1/2" (13mm)	205 055 0273	11/16" x 1-15/16" (17.5 x 49mm)	205 054 6273
	1/8" to 1/2" x 18" (3 to 13 x 457mm)	205 054 5473		1/8" (3mm)	205 054 6473		
	1/2" x 18" (13 x 457mm)	205 054 5483		1/2" (13mm)	205 054 6483	1/2" x 2-1/8" (12.5 x 54mm)	205 054 6283
	1/4" x 18" (6 x 457mm)	205 054 5493		1/4" (6mm)	205 054 6493	5/16" x 2.05" (7.5 x 52mm)	205 054 6253
	1" x 18" (25 x 457mm)	205 054 5503		1" (25mm)	205 054 6423	26 x 55	205 054 6293

CP5080-5220 Series - 24" (610mm)

	GUARD SUPPORT	PART NO.		WHEEL ASSEMBLY	PART NO.	PLATTEN PAD SET	PART NO.
	24" (610mm) Guard support	205 054 5413					
	CONTACT ARM	PART NO.		WHEEL ASSEMBLY	PART NO.	PLATTEN PAD SET	PART NO.
	1/2"x24" (13x610mm)	205 054 5423		1/2" (13mm)	205 054 6443	1/2" x 1.97" (12.5 x 50mm)	205 054 6243
	1/4" to 1/2"x24" (6 to 12x610mm)	205 054 5433		1/4" (6mm)	205 054 6473		



TUNE-UP KITS

MODEL	PART NO.
CP5080-3260..	205 054 6403
CP5080-4200..	205 054 7863
CP5080-5220..	205 054 7923

Finishing



Accessories & Spares


BELT SANDERS



BELT SANDERS

DESCRIPTION	IMPERIAL (" INCHES)	METRIC (MM)	FOR TOOL 1/2	FOR TOOL 2/2	GRIT	UNITS	PART NUMBER
Sanding belt	1/8 x 12	3 x 300	CP5080-3260D12(K) + 2050545543 contact arm	-	120	10	894 016 9706
					80	10	894 016 9705
Sanding belt	1/4 x 12	6 x 300	CP5080-3260D12(K) + 2050545553 contact arm	-	120	10	894 016 9710
					40	10	894 016 9707
					60	10	894 016 9708
					80	10	894 016 9709
Sanding belt	1/2 x 12	13 x 300	CP5080-3260D12(K) + 2050545533 contact arm	-	120	10	894 016 9714
					40	10	894 016 9711
					60	10	894 016 9712
Sanding belt	3/8 x 13	10 x 330	CP9779, CP858	-	80	10	894 016 9713
					100	10	894 016 9005
					120	10	894 016 9006
Sanding belt	1/8 x 18	3 x 450	CP5080-4200H18 + 2050545474 contact arm	CP5080-5220H18 + 2050545474 contact arm	120	10	894 016 9716
					80	10	894 016 9715
					120	10	894 016 9720
Sanding belt	1/4 x 18	6 x 450	CP5080-4200H18 + 2050545493 contact arm	CP5080-5220H18 + 2050545493 contact arm	40	10	894 016 9717
					60	10	894 016 9718
					80	10	894 016 9719
Sanding belt	1/2 x 18	13 x 450	CP5080-4200H18	CP5080-5220H18 + 2050545463 contact arm	120	10	894 016 9724
					40	10	894 016 9721
					60	10	894 016 9722
Sanding belt	3/4 x 18	20 x 450	CP5080-4200H18 + 2050545453 contact arm	CP5080-5220H18 + 2050545453 contact arm	80	10	894 016 9723
					120	10	894 016 9728
					40	10	894 016 9725
Sanding belt	1 x 18	25 x 450	CP5080-4200H18 + 2050545503 contact arm	CP5080-5220H18	60	10	894 016 9726
					80	10	894 016 9727
					120	10	894 016 9732
Sanding belt	3/4 x 20,4	20 x 520	CP9780	-	40	10	894 016 9729
					60	10	894 016 9730
					80	10	894 016 9731
Sanding belt	1/4 x 24	6 x 600	CP5080-4220D24 + 2050545433 contact arm	-	100	10	894 016 9009
					120	10	894 016 9010
					60	10	894 016 9007
Sanding belt	1/2 x 24	13 x 600	CP5080-4220D24	-	80	10	894 016 9008
					120	10	894 016 9736
					40	10	894 016 9733
Sanding belt	1/4 x 24	6 x 600	CP5080-4220D24 + 2050545433 contact arm	-	60	10	894 016 9734
					80	10	894 016 9735
					120	10	894 016 9740
Sanding belt	1/2 x 24	13 x 600	CP5080-4220D24	-	40	10	894 016 9737
					60	10	894 016 9738
					80	10	894 016 9739
BELT SANDING SET 12" 5PC - CP					80	1	
Sanding belt	1/2 x 12	13 x 300	CP5080-3260D12(K) + 2050545533 contact arm	-	120	1	205 054 5573
					4913 Medium	1	
Sanding belt	1/4 x 12	6 x 300			80	1	
					120	1	
BELT SANDING SET 18" 8PC - CP					80	1	
Sanding belt	3/4 x 18	20 x 450	CP5080-4200H18 + 2050545453 contact arm	CP5080-5220H18 + 2050545453 contact arm	120	1	
					4913 Medium	1	
Sanding belt	1/2 x 18	13 x 450	CP5080-4200H18	CP5080-5220H18 + 2050545463 contact arm	80	1	205 054 5563
					120	1	
Sanding belt	1/4 x 18	6 x 450	CP5080-4200H18 + 2050545493 contact arm	CP5080-5220H18 + 2050545493 contact arm	4913 Medium	1	
					80	1	
Sanding belt	1/4 x 18	6 x 450	CP5080-4200H18 + 2050545493 contact arm	CP5080-5220H18 + 2050545493 contact arm	120	1	
					120	1	

TUNE-UP KIT & REPAIR KIT



MODEL	TUNE-UP KIT	MAINTENANCE KIT
CP7220/50..	894 015 8345	894 015 8346
CP7225/55-3 Series	894 016 3459	205 052 2433
CP7215/55H Series	894 016 5875	205 052 2433
CP7215/25/55 Series	894 016 3459	205 052 2433
CP7263/64/66/67 Series	894 016 3459	






MODEL	TUNE-UP KIT
CP7265S/CP7265P	894 016 7963
CP7269S/CP7269P	894 016 7963
CP9778	205 050 6663
CP9779	205 050 3853
CP9780	205 050 3863



Accessories


ORBITAL SANDERS

ACCESSORIES INCLUDED


MODEL	DESCRIPTION	PART NO.
 CP7220/50E	6" (150mm) Pad H&L	615 990 1540
 CP7220/50HE	6" (150mm) Pad PSA	615 990 1590
 CP7220/50CVE/HCVE	6" (150mm) Pad H&L with 6 holes	615 990 1550
 CP7220/50SVE	6" (150mm) Pad PSA with 6 holes	615 990 1600
 CP9534/CP9674	6" (150mm) Pad H&L with 6 holes	352493
CP7220/50SVE	Dust extraction kit	894 015 8430

OPTIONAL ACCESSORIES

ECO CHANGE MOTOR

MODEL	PART NO.
 CP7225-3 Series	894 016 8370
CP7255-3 Series	894 016 8371
CP7225 Series	894 016 8372
CP7255 / CP35.. Series	894 016 8373
CP7215 Series	894 016 8374

VACUUM HOSE ADAPTERS FOR CENTRAL VACUUM SANDERS

MODEL	DESCRIPTION	PART NUMBER
 CP7220/50(H)CVE CP7225/55CVE-3, CP3514/15, CP7225/55/15CV(E), CP7255/15HCVE CP7263/64/66/67CVE	Vacuum hose adaptor ø 1" (25 mm) / ø 1-1/4" (32 mm)	615 350 1170
CP7220/50(H)CVE CP7225/55CVE-3, CP3514/15, CP7225/55/15CV(E), CP7255/15HCVE CP7263/64/66/67CVE	Vacuum hose adaptor ø 1" (25 mm) / ø 1-1/8" (28 mm)	615 804 4480

DUST EXTRACTION KIT FOR SELF GENERATE VACUUM



MODEL	DESCRIPTION	PART NUMBER
CP3512/13, CP7225/55/15SV(E)	Dust extraction kit (incl. 1 dust bag and its dust hose)	205 052 2453
CP3512/13, CP7225/55/15SV(E)	Dust bag set (incl. 5 dust bags)	205 052 3203
CP3512/13, CP7225/55/15SV(E)	Dust bag set (incl. 1 dust bag)	205 052 3063

DUST EXTRACTION KIT

MODEL	DESCRIPTION	PART NO.
 CP7220/7250 CP9534/9674	Dust extraction kit	894 015 8430

OPTIONAL ACCESSORIES

SANDING PADS (THREAD 5/16"-24)

MODEL	DESCRIPTION	PART NO.
 CP7220/50E	6" (150mm) Pad H&L	205 052 3033
CP7220/50HE	6" (150mm) Pad PSA	894 016 3455
CP7220/50CVE/HCVE	6" (150mm) Pad PSA with 6 holes	205 052 3043
CP7220/50CVE/HCVE	6" (150mm) Pad PSA with 15 holes	894 016 8235
CP7220/50CVE/HCVE	6" (150mm) Pad H&L with 15 holes	894 016 8236
 CP9534/9674	6" (150mm) Pad H&L	CA149405
CP9534/9674	6" (150mm) Pad PSA with 6 holes	615 990 1180
CP9534/9674	6" (150mm) Pad H&L with 6 holes	615 990 1260
CP9534/9674	Key for pad	164433

SANDING PADS

MODEL	DESCRIPTION	PART NUMBER
CP7225/55/15(H)	ø 6" (150 mm) Pad PSA with 15 holes	894 016 8235
CP7225/55/15(H)	ø 6" (150 mm) Pad H&L with 15 holes	894 016 8236
CP7225/55/15(H)	ø 6" (150 mm) Pad PSA with 7 holes	894 016 3457
CP7225/55/15(H)	ø 6" (150 mm) Pad H&L with 7 holes	894 016 3458
CP7225/55/15(H)	ø 6" (150 mm) Pad PSA with 6 holes	894 015 8621
CP7225/55/15(H)	ø 6" (150 mm) Pad H&L with 6 holes	894 015 8690
CP7225/55/15(H)	ø 6" (150 mm) Pad PSA	894 016 3455
CP7225/55/15(H)	ø 6" (150 mm) Pad H&L	894 016 3456
CP3513/15	ø 5" (125 mm) Pad PSA with 5 holes	894 016 6667
CP3512/14	ø 5" (125 mm) Pad H&L with 5 holes	894 016 6668
CP3511	ø 5" (125 mm) Pad PSA	894 016 6665
CP3510	ø 5" (125 mm) Pad H&L	894 016 6666
CP7225/55-3	ø 3" (75 mm) Pad PSA w/o hole	894 016 7203
CP7263E	3"x4-1/4" (74X109 mm) - NV - H&L Pad	894 016 8997
CP7263CVE	3"x4-1/4" (74X109 mm) - CV - H&L Pad	894 016 8998
CP7264 Serie	2-3/4"x7-3/4" (70X198 mm) - CV - H&L Pad Set	894 016 9002
CP7266E	3-1/4"x5" (80X130 mm) - NV - H&L Pad	894 016 8999
CP7266CVE	3-1/4"x5" (80X130 mm) - CV - H&L Pad	894 016 9000
CP7267 Serie	3-7/8"-5-5/8" delta (100x144 mm) - CV - H&L Pad Set	894 016 9001

SANDING PAPER

ROL-LOC SURFACE PREPARATION PAD
(must be used with the 3" ROL-LOC back-up pad)

MODEL	DESCRIPTION	PART NUMBER
CP7202D	ø 3" (75 mm) Sanding disc 60 Grit (5 pc)	894 016 1712
CP7202D	ø 3" (75 mm) Sanding disc 80 Grit (5 pc)	894 016 1713
CP7202D	ø 3" (75 mm) Sanding disc 100 Grit (5 pc)	894 016 1714
CP7202D	ø 3" (75 mm) Sanding disc 120 Grit (5 pc)	894 016 1715
CP7202D	ø 3" (75 mm) Surface Prep Pad (fine) (5 pc)	894 016 1716
CP7202D	ø 3" (75 mm) Surface Prep Pad (medium) (5 pc)	894 016 1717
CP7202D	ø 3" (75 mm) Surface Prep Pad (course) (5 pc)	894 016 1718
CP7265/69	Nut retainer	KF129586

SANDING ACCESSORIES

MODEL	DESCRIPTION	PART NUMBER
CP9778	Flange	205 048 5053
	Rod-key	205 048 5043

BACK-UP PLATE

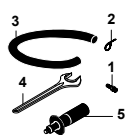
MODEL	DESCRIPTION	PART NUMBER
CP9778	ø 4.75" (120 mm) Back-up	KF137214
	ø 3.75" (95 mm) Back-up	KF137215
	ø 3" (75 mm) Back-up	KF137216
CP7202D	3" ROL-LOC Backing pad, 1/4 - 20 female thread (must be used with Surface Prep Pad)	CA158102

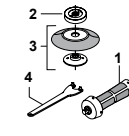
Finishing



Accessories

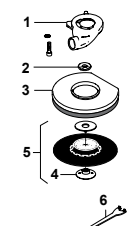
CP3650 ACCESSORIES INCLUDED

MODEL	ITEM	DESCRIPTION	PART NUMBER
CP3650 	1	3/8" air hose nipple for 1/2" (13mm) ID hose	615 704 0270
	2	Hose Clamp	615 263 0240
	3	Exhaust hose	615 875 1130
	4	Spanner wrench 17 mm	615 995 1070
	5	Side handle	615 576 0380


MODEL	ITEM	DESCRIPTION	PART NUMBER
CP3650-135AC4SE 	1	Vibration-damping side handle	615 576 0660
	2	Flange	615 606 5150
	3	Backing with nut	615 990 1670
	4	Pin wrench	615 802 0080

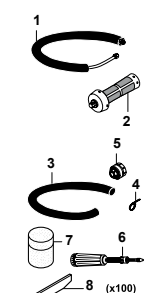
CP3650 OPTIONAL ACCESSORIES

DUST EXTRACTION KIT Ø5" (125 MM) FOR COMPOSITE (NON METAL SANDING)

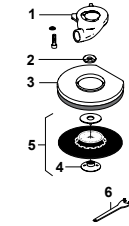
MODEL	ITEM	DESCRIPTION	PART NUMBER
	Complete kit 615 397 8280		
	1	Suction cap	615 504 1940
	2	Spacer 15 mm (5/8")	615 643 0880
	2	Spacer 15 mm (M14)	615 643 0870
	3	Skirt with brush 5"	615 570 2340
	4	Nut (5/8")	615 606 0450
4	Nut (M14)	615 606 0460	
5	Backing pad 5" (rigid) (82)	615 990 1990	
6	Pin wrench 1-3/8"	615 802 0100	

DUST EXTRACTION KIT Ø5" (125 MM) FOR COMPOSITE CUTTING (DIAMOND DISC)

MODEL	ITEM	DESCRIPTION	PART NUMBER
	Complete kit 615 397 8300		
	1	Manifold cutting with screws	615 504 2170
	2	Goble cover plate complete	615 504 2180
	3	Spacer 6mm - Hole 14mm	615 643 0920
	3	Spacer 6mm - Hole 16mm	615 643 0910
	4	Spacer for M14 spindle	615 643 0890
	4	Spacer for 5/8" spindle	615 643 0900
	5	Flange nut M14	615 606 0460
	5	Flange nut 5/8"	615 606 0450
-	Pin key	615 802 0670	

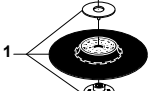
MODEL	ITEM	DESCRIPTION	PART NUMBER
CP3650 	1	Silencer kit (55) (-11 dB)	615 396 1660
	2	Vibration-damping side handle	615 576 0660
	3	Reinforced cloth-lined exhaust hose L=30"	615 875 1160
	4	Hose clamp	615 263 0240
	5	Clippable silencer (-6 dB)	615 396 9570
	6	Grease gun include 24g	615 990 1490
	7	Grease for bevel gear (1kg)	615 990 1480
	8	Blades kit (x100)	615 340 0640
-	Diamond disc 5" (125 mm)	615 804 9150	

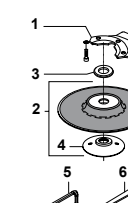
DUST EXTRACTION KIT Ø7" (180 MM) FOR COMPOSITE (NON METAL SANDING)

MODEL	ITEM	DESCRIPTION	PART NUMBER
	Complete kit 615 397 8290		
	1	Suction cap	615 504 1940
	2	Spacer 15 mm (5/8")	615 643 0880
	2	Spacer 15 mm (M14)	615 643 0870
	3	Skirt with brush	615 570 2310
	4	Nut (5/8")	615 606 0450
4	Nut (M14)	615 606 0460	
5	Backing pad 7" (rigid) (82)	615 990 1980	
6	Pin wrench 1-3/8" (35 mm)	615 802 0100	

MODEL	ITEM	DESCRIPTION	PART NUMBER
	1	Sanding guard 7" (180 mm) kit	615 504 2050

SANDING KIT FOR STANDARD ABRASIVE DISC Ø5" (125MM)

MODEL	ITEM	DESCRIPTION	PART NUMBER
	1	Semi-hard backing pad Ø5" (125mm) with nut M14 & 5/8" (max speed 12000 rpm)	615 804 0740

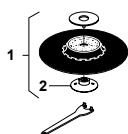
MODEL	ITEM	DESCRIPTION	PART NUMBER
CP3650 (A&B) 	Complete kit 615 396 0720		
	1	Guard	615 504 1450
	2	Ventilated backing	615 990 1270
	3	M14 washer	615 641 0270
	3	5/8" washer	615 642 0500
	4	Nut (M14)	615 606 0220
4	Nut (5/8)	615 606 0290	
5	Hex key 5/16"	615 802 0610	
6	Pin wrench 1-3/8" (35 mm)	615 802 0100	



Accessories

CP3650 OPTIONAL ACCESSORIES

MODEL	ITEM	DESCRIPTION	PART NUMBER
CP3650-075AAE CP3650-085AAE	1	Backing pad 7" (180 mm)(soft)	615 990 1330
	1	Backing pad 7" (180 mm) (rigid)	615 990 1340
	2	Nut (M14)	615 606 0220
	2	Nut (5/8")	615 606 0290
	-	Pin wrench 1-3/8" (35 mm)	615 802 0100



MODEL	ITEM	DESCRIPTION	PART NUMBER
CP3650-075AAE CP3650-085AAE	1	Rigid velcro-backed backing pad 7" (180 mm) (M14x2)	615 990 1450
	1	Rigid velcro-backed backing pad 6" (150 mm) (M14x2)	615 990 1370

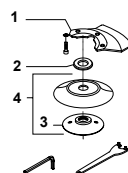


MODEL	ITEM	DESCRIPTION	PART NUMBER
CP3650-075AB CP3650-085AB	1	Rigid velcro-backed backing pad 7" (180 mm) (5/8"-11)	615 990 1460
	1	Rigid velcro-backed backing pad 6" (150 mm) (5/8"-11)	615 990 1380



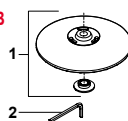
SANDING KIT FOR SEMI-RIGID DISC Ø5" (125 MM)

MODEL	ITEM	DESCRIPTION	PART NUMBER
CP3650-..AA		Complete kit	615 396 0750
	1	Guard (CE only)	615 504 1450
	2	M14 washer	615 641 0270
	3	Nut (M14)	615 606 0220
	4	Complete backing	615 990 1290
	5	Hex key 5/16"	615 802 0610
	-	Pin wrench 1-3/8" (35 mm)	615 802 0100




SANDING WITH SPIRACOO PAD (MAX 8500 rpm) Ø7" (180 MM)

MODEL	ITEM	DESCRIPTION	PART NUMBER
CP3650-075AB	1	Spiracool pad	S091836
	2	Hex key 5/16"	615 802 0610



TUNE-UP KIT & REPAIR KIT



MODEL	PART NUMBER
CP3650	205 055 6003

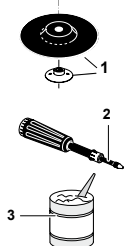
CP3850 ACCESSORIES INCLUDED

MODEL	DESCRIPTION	PART NUMBER
CP3850-60AB/77AB	Vibration damping side handle	615 576 0660
	1/2" Air hose nipple for 5/8" (15 mm) ID hose	615 704 0140
	Rear flange	615 503 1070

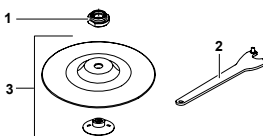
MODEL	DESCRIPTION	PART NUMBER
CP3850-65ABVE CP3850-85ABVE	Vibration damping side handle	615 576 0660
	1/2" Air hose nipple for 5/8" (15 mm) ID hose	615 704 0140
	Auto balancer	615 990 1950

CP3850 OPTIONAL ACCESSORIES

MODEL	ITEM	DESCRIPTION	PART NUMBER
	1	Rigid backing pad with nut 5/8", Ø 180 mm (7") - (max. 8,500 rpm)	615 990 1340
	2	Grease gun	615 990 1490
	3	Grease for bevel gear (1Kg)	615 990 1480



MODEL	ITEM	DESCRIPTION	PART NUMBER
CP3850-65ABVE / CP3850-60AB	1	Rear flange (ABVE)	615 503 1070
	2	Pin spanner 1-3/8" (35 mm)	615 802 0100
	3	Soft backing Pad 9" (230 mm) kit	615 990 1410



TUNE-UP KIT & REPAIR KIT



MODEL	DESCRIPTION	TUNE-UP KIT
CP3850	Motor Service Kit	205 055 3543
	Spindle Service Kit	205 055 3553
	Global Service Kit	205 055 3433

Finishing

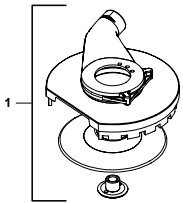


Accessories

CP3850 OPTIONAL ACCESSORIES

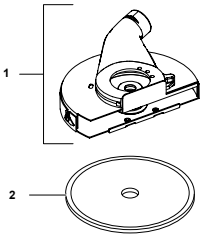
DUST EXTRACTION KIT Ø7" (180 MM) FOR COMPOSITE (NON METAL SANDING)

MODEL	ITEM	DESCRIPTION	PART NUMBER
CP3850-85ABVE / CP3850-65ABVE / CP3850-77AB / CP3850-60AB	1	Complete kit	205 055 3563
		Manifold CP3850 with screws	615 504 2190
		Push fit hood with brush	615 570 2310
		Spacer 9mm	615 643 0930
		Spacer 6mm hole 16mm	615 643 0910
		Backing pad 180mm	615 990 2000
		Flange nut 5/8 H16	615 606 0470
	Pin key	615 802 0670	

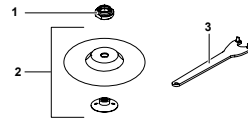


DUST EXTRACTION KIT Ø7" (180 MM) FOR COMPOSITE CUTTING (DIAMOND DISC)

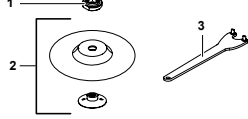
MODEL	ITEM	DESCRIPTION	PART NUMBER
CP3850-85ABVE / CP3850-65ABVE / CP3850-77AB / CP3850-60AB	1	Complete kit	205 055 3573
		Manifold CP3850 cutting with Gable cover plate complete	615 504 2200
		Spacer 25mm hole 16mm	615 643 0900
		Flange nut 5/8 H21	615 606 0480
		Pin key	615 802 0100
	2	Diamond cutter blade 180mm	615 811 1450



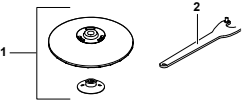
MODEL	ITEM	DESCRIPTION	PART NUMBER
CP3850-85ABVE / CP3850-77AB	1	Rear flange (ABVE)	615 503 1070
	2	Pad 7" (180mm) kit	615 990 1330
	3	Pin spanner 1-3/8" (35 mm)	615 802 0100



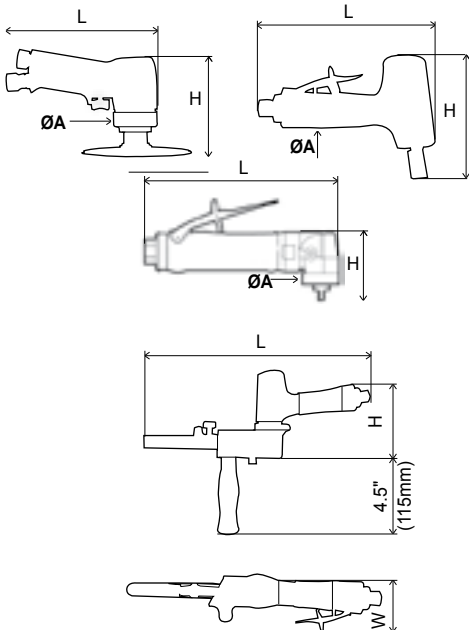
MODEL	ITEM	DESCRIPTION	PART NUMBER
CP3850-85ABVE / CP3850-77AB	1	Rear flange (ABVE)	615 503 1070
	2	Rigid Pad 7" (180mm)	615 990 1340
	3	Pin spanner 1-3/8" (35 mm)	615 802 0100



MODEL	ITEM	DESCRIPTION	PART NUMBER
CP3850-77AB	1	Spiracool Pad 7" (180mm)	S091836
	2	Pin spanner 1-3/8" (35 mm)	615 802 0100



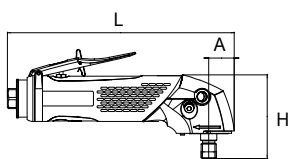
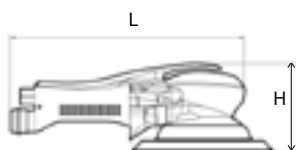
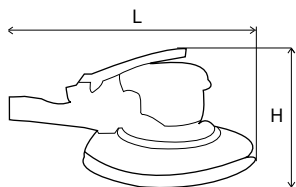
DIMENSIONS



	L		H		A	
	in.	mm	in.	mm	in.	mm
CP7202	6.5	166	4.3	110		
CP3030-3...	6.1	154	4.1	103	1.6	41
CP3030-4...	6.8	174	3.7	93	1.7	43
CP3030-5...	6.8	174	5.5	139	1.7	43
CP3019-...AF	6.5	166	3.7	93	1.18	30
CP3070-120G	6.9	175	4.2	108	1.97	50
CP9778	8.2	203	4.5	115		

BELT SANDERS	L		H		A	
	in.	mm	in.	mm	in.	mm
CP858	11.8	300	3.35	85	1.78	45
CP9778	11.8	300	3.35	85	1.78	45
CP9780	14.4	365	4.714	105	2.75	70
CP5080-3260D12	11.4	290	3.7	95	2.7	70
CP5080-4200D24	15.3	390	4.5	115	2.9	75
CP5080-3260H18	13.4	340	9.8	250	3.1	80
CP5080-5220H18	13.4	340	9.8	250	3.1	80


DIMENSIONS



ORBITAL SANDERS	L		H	
	in	mm	in	mm
CP3510	6.29	160	4.13	105
CP3511	6.29	160	4.13	105
CP3512	8.3	211	4.13	105
CP3514	7.87	200	4.13	105
CP7215/25/55 - (NV)-E	7.28	185	4.13	105
CP7215CV/25CV/55CV -E	8.70	221	4.13	105
CP7215SV/25SV/55SV -E	9.13	232	4.13	105
CP7215H/55H-E	11.22	285	3.78	96
CP7215HCVE/55HCVE	11.22	285	3.78	96
CP7220/50E	5.0	127	3.7	95
CP7220/50SVE	7.3	186	3.26	83
CP7220/50CVE	7.3	186	3.26	83
CP7220/50HE	9.7	246	3.26	83
CP722/50HCVE	10	255	3.26	83
CP9534/CP9674	7.5	190	3.26	83
CP7263E	5.70	145	2.95	75
CP7263CVE	7.28	185	2.95	75
CP7264E	7.87	200	3.15	80
CP7264ECVE	9.45	240	3.15	80
CP7266E	6.10	155	2.75	70
CP7266CVE	7.67	195	2.75	70
CP7267E	7.28	185	3.94	100
CP7267CVE	8.85	225	3.94	100
CP7268	16.53	420	5.90	150

	L		H		A	
	in	mm	in	mm	in	mm
CP3650-...AC4SE	9.37	238	3.44	87.5	1.05	26.8
CP3650-...AAE	9.37	238	3.45	87.8	1.05	26.8
CP3650-...AB	9.37	238	3.65	92.8	1.05	26.8
CP3850-...AB	13.15	334	4.27	107	1.14	29
CP3850-...ABVE	13.15	334	4.09	104	1.14	29

Drilling



Pistol drills

- Ideal for all drilling tasks
- Maintenance up to very intensive duties
- Drilling hole capacity up to 1/2" (13 mm) diameter in steel
- Extra-support side handle recommended for better handling with larger drilling capacity and higher torque

Corner drills

- Ideal for drilling, reaming & tapping
- Drilling hole capacity up to 2" (50 mm) dia. in mild steel, cast iron

How to select your drills?

Step 1

Applications

- ▶ Material hardness, thickness
- ▶ Hole size
- ▶ Access

Step 2

Drill bits

- ▶ Bit size
- ▶ Bit material
- ▶ Bit shank

Step 3

Tools

- ▶ Handle type
- ▶ Duty
- ▶ Reversible or non reversible
- ▶ Chuck capacity / type / brand
- ▶ Speed / stall torque

(1) Material - (2) Drill bit size - (3) Handle Type/Duty/Reversible or non-reversible

Material / Cutting speed			Stainless Steel 9-12 m/min		Forged Steel 12-15 m/min		Mild Steel 24-33 m/min ^①		Soft Cast Iron, Plastic 30-45 m/min		Aluminum, Brass, Bronze 60-90 m/min		Wood 90-120 m/min		Handle Type	Duty	Reversible or non-reversible	Model
Free speed rpm	ft.lbs Stall	Nm Torque	in.	mm	in.	mm	in.	mm	in.	mm	in.	mm	in.	mm				
4500	2.4	3.2	-	-	-	-	3/64-5/64	1-2	3/64-1/8	1-3	5/32-1/4	4-6	3/16-1/4	5-6	Pistol	Industrial Maintenance & Production	Non-reversible	CP1014P45
3300	2.6	3.5	-	-	-	-	3/64-1/8	1-3	5/64-5/32	2-4	5/32-1/4	4-6	3/16-1/4	5-6			Non-reversible	CP1014P33
2400	3.4	4.6	-	-	3/64-5/64	1-2	5/64-5/32	2-4	1/8-3/16	3-5	5/32-1/4	4-6	-	Non-reversible			CP1014P24	
500	18.2	24.5	3/64-5/32	1-4	3/64-1/4	1-6	5/32-5/16	4-8	1/4-3/8	6-10	-	-	-	Non-reversible			CP1014P05	
6000	2.5	3.4	-	-	-	-	-	-	-	-	3/64-1/8	1-3	5/32-1/4	4-6			Non-reversible	CP1117P60
3200	4.0	5.4	-	-	-	-	-	-	-	-	5/16-3/8	8-10	5/16-3/8	8-10			Non-reversible	CP1117P32
2600	4.7	6.3	-	-	-	-	-	-	1/8-1/4	3-6	1/4-3/8	6-10	5/16-3/8	8-10			Non-reversible	CP1117P26
900	14.3	19.3	5/64-1/8	2-3	5/64-1/4	2-6	5/16-15/32	8-12	3/8-1/2	10-13	-	-	-	-			Non-reversible	CP1117P09
500	22.2	30.0	5/64 - 1/4	2-6	1/4 - 3/8	6-10	3/8-1/2	10-13	-	-	-	-	-	-			Non-reversible	CP1117P05 ^③
800	25.3	34.3	1/8-3/16	3-5	5/32-5/16	4-8	5/16-1/2	8-13	3/8-5/8	10-16	-	-	-	-			D-shape	Non-reversible
480	57.8	78.4	-	-	-	-	9/16-7/8	14-22	5/8-7/8	16-22	-	-	-	-	Rotary	Reversible	CP1820R22	
380	144.6	196.0	-	-	-	-	7/8-1-1/8	23-28	1 - 1-1/4	25-32	-	-	-	-		Reversible	CP1820R32	
430	59.3	80.4	-	-	-	-	9/16-7/8	14-22	9/16-7/8	14-22	-	-	-	-	Corner	Reversible	CP1720R22	
350	130.1	177.0	-	-	-	-	7/8-1-1/8	23-28	1 - 1-1/4	25-32	-	-	-	-		Reversible	CP1720R32	
140	289.3	392.0	-	-	-	-	1-1/4 - 2	32-50	1-1/4 - 2	32-50	-	-	-	-	Angle	Reversible	CP1720R50	
1800	3.3	4.5	-	-	-	-	5/64-5/32	2-4	5/32-1/4	4-6	1/4-5/16	6-8	5/16-3/8	8-10		Reversible	CP879	
2800	3.9	5.3	-	-	-	-	5/64-5/32	2-4	5/32-1/4	4-6	1/4-5/16	6-8	5/16-3/8	8-10	Straight	Non-reversible	CP887	
2800	2.4	3.3	-	-	-	-	-	5/64-5/32	2-4	5/32-1/4	4-6	-	-	-		Non-reversible	CP7300	
2700	2.2	3.0	-	-	-	-	-	5/64-5/32	2-4	5/32-1/4	4-6	-	-	-	Pistol	General Maintenance	Reversible	CP7300R
2000	3.5	4.8	-	-	-	-	5/64-5/32	2-4	5/32-1/4	4-6	1/4-5/16	6-8	5/16-3/8	8-10			Reversible	CP9790/9792
800	9.1	12.4	-	-	5/64-3/16	2-5	1/4-3/8	6-10	3/8-1/2	10-13	-	-	-	Reversible			CP9789/9791	
2400	3.1	4.2	-	-	-	-	5/64-5/32	2-4	5/32-1/4	4-6	1/4-5/16	6-8	5/16-3/8	8-10			Non-reversible	CP785
500	11.3	15.4	-	-	3/16-5/16	5-8	3/8-15/32	10-12	15/32-1/2	12-13	-	-	-	-			Non-reversible	CP785H
4200	1.9	2.5	-	-	-	-	-	3/64-1/8	1-3	5/32-1/4	4-6	1/4 - 3/8	6-10	Reversible			CP789R-42	
2600	3.1	4.2	-	-	-	-	5/64-5/32	2-4	5/32-1/4	4-6	1/4-5/16	6-8	5/16-3/8	8-10			Reversible	CP789R-26
500	15.6	21.1	5/64-5/32	2-4	3/16-5/16	5-8	3/8-1/2	10-13	15/32-1/2	12-13	-	-	-	-			Reversible	CP789HR

Remarks : Drill bit size on the table is our suggested range for proper drilling from the speed, stall torque, chuck capacity of drills.

Drilling

CP7300

2,800 RPM



COMPACT & COMFORT

FEATURES

- 1/4" (6 mm) compact drill
- Ergonomic grip and lightweight, only 1.35 lbs (0.61 kg)
- Teasing throttle
- Durable gearbox for low wear and long life
- Adjustable exhaust

CP7300R

Similar features as CP7300 with reversible function (2,700 rpm)

BENEFITS

- Drills for General Maintenance, efficient and great for tight areas with its size
- Good precision to allow for very slow start-up and control throughout the drilling process
- Excellent for drilling, honing, reaming, and hole sawing



2,400 RPM

CP785



DURABILITY AND SMOOTH OPERATION

FEATURES

- 3/8" (10 mm) pistol drill
- Powerful energy efficient motor resists stalls
- Handle exhaust

BENEFITS

- Drills for Industrial Maintenance with smooth operation and extended tool life
- Ideal tool for all types of maintenance work



See accessories on page 114

CP9790

2,000 RPM



REVERSIBLE, PRODUCTIVITY

FEATURES

- 3/8" (10 mm) reversible pistol drill
- Powerful motor
- Industrial quality Jacobs chuck
- Ergonomic grip
- Handle exhaust

CP9792

Same features as CP9790 with keyless chuck

BENEFITS

- Drills for General Maintenance with productivity
- Maximize operator comfort
- Power suitable for many applications
- Ideal tool for drilling and screw driving



2,600 RPM

CP789R-26



REVERSIBLE, HIGH POWER & DURABILITY

FEATURES

- 3/8" (10 mm) reversible pistol drill
- Powerful with 0.5 hp (370 W) motor
- Teasing throttle
- Industrial quality Jacobs chuck
- Durable gearbox
- Ergonomic grip

CP789R-42

Similar features as CP789R-26 with 4200 rpm

BENEFITS

- Drills for Industrial Maintenance, great for operators' productivity, durability & comfort
- Great tool for honing and heavy drilling

MODEL	PART NUMBER	FREE SPEED		POWER		CHUCK CAPACITY		STALL TORQUE		NET WEIGHT		LENGTH		AIR CONS. @LOAD		VIBRATION LEVEL ISO 29927 (m/s ²)		SOUND PRESS.	SOUND POWER	AIR INLET
		rpm	hp	W	in.	mm	ft.lb	Nm	lb	kg	in.	mm	cfm	l/s	a	k	ISO 15744-dB(A)	in.		
CP785	T022698	2,400	0.5	380	3/8	10	3.1	4.2	2.3	1.0	7.0	178	16.5	8	<2.5	-	90	101	1/4	
CP789R-26	T025180	2,600	0.5	375	3/8	10	3.1	4.2	2.5	1.1	7.0	178	30.0	14	<2.5	-	95	106	1/4	
CP789R-42	T025198	4,200	0.5	375	3/8	10	1.9	2.5	2.5	1.1	7.0	178	30.0	14	<2.5	-	96	107	1/4	
CP7300	894 107 3000	2,800	0.3	230	1/4	6	2.4	3.3	1.4	0.6	5.0	127	16.4	8	<2.5	-	86	97	1/4	
CP7300R	894 107 3001	2,700	0.2	200	1/4	6	2.2	3.0	1.4	0.6	5.0	127	16.4	8	<2.5	-	87	98	1/4	
CP9790	615 194 9790	2,000	0.3	270	3/8	10	3.5	4.8	3.0	1.4	6.5	165	24.0	11	<2.5	-	89	100	1/4	
CP9792	615 194 9792	2,000	0.3	270	3/8	10	3.5	4.8	2.6	1.1	8.5	216	24.0	11	<2.5	-	90	101	1/4	

All models: Hose int. 3/8" (9.5mm) - @90 PSI (@6.3 Bar)

Listed specifications are for reference only. Please check documents in each tool or on www.cp.com

CP887

2,800 RPM



POWERFUL IN-LINE

FEATURES

- 3/8" (10 mm) in-line drill
- Built-in regulator for efficient control

BENEFITS

- Drills for General Maintenance with power and speed
- Great productivity
- Good for vertical drilling and to reach confined areas

CP879

1,800 RPM



ANGLE DRILL FOR EASY ACCESS, REVERSIBLE

FEATURES

- 3/8" (10 mm) angle drill
- Compact low profile head to get into confined spaces
- Reverse valve for easy directional change

BENEFITS

- Drills for General Maintenance with compact angle head
- Operator control from start up through rundown
- Ideal for drilling and screw driving in confined areas



CP1014P45

CP1014P45

4,500 RPM



HIGH SPEED, COMPACT, DURABILITY & PRECISION

FEATURES

- 1/4" (6 mm) industrial pistol drill with Jacobs keyed chuck
- Ergonomic & compact body
- High power 0.5 hp (375 W) with excellent control by teasing throttle
- Handle with double wings for precise drilling
- Quiet, Low vibrations
- Durable gearbox reduce maintenance cost and downtime

BENEFITS

- High productivity thanks to high power with great control and high quality keyed chuck
- Operator comfort thanks to exclusive ergonomic features
- Drills for Industrial Production designed for intensive duty and high durability

CP1014P33

Similar features as CP1014P45 with 3,300 rpm

CP1014P24

Similar features as CP1014P45 with 2,400 rpm



See accessories on page 114

MODEL	PART NUMBER	FREE SPEED		POWER		CHUCK CAPACITY		STALL TORQUE		NET WEIGHT		LENGTH		AIR CONS. @LOAD		VIBRATION LEVEL ISO 29927 (m/s ²)		SOUND PRESS.	SOUND POWER	AIR INLET
		rpm	hp	W	in.	mm	ft.lb	Nm	lb	kg	in.	mm	cfm	l/s	a	k	ISO 15744-dB(A)		in.	
CP879	T023999	1,800	0.2	200	3/8	10	3.3	4.5	2.3	1.0	8.3	210	21.0	10	<2.5	-	95	106	1/4	
CP887	T025376	2,800	0.5	375	3/8	10	3.9	5.3	2.3	1.0	8.0	203	27.0	13	<2.5	-	99	110	1/4	
CP1014P24	615 158 0050	2,400	0.5	375	1/4	6	3.4	4.6	1.2	0.5	6.7	160	19.0	9	3.1	2.0	78	89	1/4	
CP1014P33	615 158 0030	3,300	0.5	375	1/4	6	2.6	3.5	1.2	0.5	6.7	160	19.0	9	<2.5	-	78	89	1/4	
CP1014P45	615 158 0010	4,500	0.5	375	1/4	6	2.4	3.2	1.2	0.5	6.7	160	21.2	10	3	1.4	78	89	1/4	

All models: Hose int. 3/8" (9.5mm) - @90 PSI (@6.3 Bar)

Listed specifications are for reference only. Please check documents in each tool or on www.cp.com

Drilling

CP1117P26

2,600 RPM



**HIGH POWER,
DURABILITY
& PRECISION**

FEATURES

- 3/8" (10 mm) industrial pistol drill with Jacobs keyed chuck
- The best power to weight ratio with 1 hp (750 W) motor
- Teasing throttle for progressive and safety control
- Ergonomic handle with double wings for precise drilling
- Low vibrations
- Durable gearbox reduce maintenance cost and downtime

BENEFITS

- Improve your productivity thanks to high power & speed
- Operator comfort thanks to exclusive ergonomic features
- Drills for Industrial Production designed for intensive duty and high durability

CP1117P26

Keyless Chuck

Same features as CP1117P26 with keyless chuck

CP1117P26

W/O Chuck

Same features as CP1117P26 without chuck

CP1117P32

Similar features as CP1117P26 with 3,200 rpm

CP1117P60

Similar features as CP1117P26 with 6,000 rpm

CP1014P05

500 RPM



**HIGH TORQUE, COMPACT,
DURABILITY & PRECISION**

FEATURES

- 3/8" (10 mm) industrial pistol drill with Jacobs keyed chuck
- Ergonomic & compact body
- High power 0.5hp (375W) with excellent control by teasing throttle
- Handle with double wings for precise drilling
- Quiet, Low vibrations
- Durable gearbox reduce maintenance cost and downtime

BENEFITS

- High productivity thanks to high power with great control and high quality keyed chuck
- Operator comfort thanks to exclusive ergonomic features
- Drills for Industrial Production designed for intensive duty and high durability



See accessories on page 114



CP1117P26
Keyless chuck

MODEL	PART NUMBER	FREE SPEED		POWER		CHUCK CAPACITY		STALL TORQUE		NET WEIGHT		LENGTH		AIR CONS. @LOAD		VIBRATION LEVEL ISO 29927 (m/s ²)		SOUND PRESS.	SOUND POWER	AIR INLET
		rpm	hp	W	in.	mm	ft.lb	Nm	lb	kg	in.	mm	cfm	l/s	a	k	ISO 15744-dB(A)	in.		
CP1014P05	615 158 0190	500	0.5	375	3/8	10	18.2	24.5	1.4	0.6	7.7	195	19.0	9	<2.5	-	78	89	1/4	
CP1117P26	615 158 0130	2,600	1.0	750	3/8	10	4.7	6.3	2.2	0.9	7.9	200	29.8	14	3.6	1.7	83	94	1/4	
CP1117P26 (keyless)	615 158 0140	2,600	1.0	750	3/8	10	4.7	6.3	2.2	0.9	8.3	210	29.8	14	3.5	1.7	83	94	1/4	
CP1117P26 (without chuck)	615 158 0220	2,600	1.0	750	3/8	10	4.7	6.3	2.2	0.9	16.6	180	29.8	14	3.6	1.7	83	94	1/4	
CP1117P32	615 158 0110	3,200	1.0	750	3/8	10	4.0	5.4	2.2	0.9	7.9	200	29.8	14	<2.5	-	83	94	1/4	
CP1117P32 (keyless)	615 158 0120	3,200	1.0	750	3/8	10	4.0	5.4	2.2	0.9	8.3	210	29.8	14	<2.5	-	83	94	1/4	
CP1117P32 (without chuck)	615 158 0210	3,200	1.0	750	3/8	10	4.0	5.4	2.2	0.9	16.6	180	29.8	14	<2.5	-	83	94	1/4	
CP1117P60	615 158 0090	6,000	1.0	750	3/8	10	2.5	3.4	2.2	0.9	7.9	200	29.8	14	<2.5	-	83	94	1/4	
CP1117P60 (keyless)	615 158 0100	6,000	1.0	750	3/8	10	2.5	3.4	2.2	0.9	8.3	210	29.8	14	<2.5	-	83	94	1/4	
CP1117P60 (without chuck)	615 158 0200	6,000	1.0	750	3/8	10	2.5	3.4	2.2	0.9	16.6	180	29.8	14	<2.5	-	83	94	1/4	

All models: Hose int. 3/8" (9.5mm) - @90 PSI (@6.3 Bar)

Listed specifications are for reference only. Please check documents in each tool.

CP1117P09

900 RPM



HIGH TORQUE & DURABILITY

FEATURES

- 1/2" (13 mm) industrial pistol drill with Jacobs keyed chuck
- The best power to weight ratio with 1 hp (750 W) motor
- Teasing throttle for progressive and better control
- Ergonomic handle with double wings for precise drilling
- Low vibrations
- Durable gearbox reduce maintenance cost and downtime

BENEFITS

- Improve your productivity thanks to high power
- Operator comfort thanks to exclusive ergonomic features
- Drills for Industrial Maintenance & Production designed for intensive duty and high durability



CP1117P09
Keyless chuck

CP1117P05

500 RPM

HIGH TORQUE & DURABILITY

FEATURES

- 1/2" (13 mm) industrial pistol drill with Jacobs keyed chuck
- The best power to weight ratio with 1 hp (750 W) motor
- Teasing throttle for progressive and better control
- Ergonomic handle with double wings for precise drilling
- Low vibrations
- Durable gearbox reduce maintenance cost and downtime

BENEFITS

- Improve your productivity thanks to high power
- Operator comfort thanks to exclusive ergonomic features
- Designed for intensive duty and high durability



CP1117P05

CP1117P05

Keyless Chuck

Same features as CP1117P05 with keyless chuck

CP1117P05

W/O Chuck

Same features as CP1117P05 without chuck



See accessories on page 114

MODEL	PART NUMBER	FREE SPEED		POWER		CHUCK CAPACITY		STALL TORQUE		NET WEIGHT		LENGTH		AIR CONS. @LOAD		VIBRATION LEVEL ISO 29927 (m/s ²)		SOUND PRESS.	SOUND POWER	AIR INLET
		rpm		hp	W	in.	mm	ft.lb	Nm	lb	kg	in.	mm	cfm	l/s	a	k	ISO 15744-dB(A)		in.
CP1117P05	615 158 0170	500		1.0	750	1/2	13	22.2	30.0	3.4	1.5	8.0	203	29.6	14	2.7	2.0	83	94	1/4
CP1117P05 (keyless)	615 158 0180	500		1.0	750	1/2	13	22.2	30.0	3.4	1.5	8.0	203	29.6	14	2.7	2.0	83	94	1/4
CP1117P05 (without chuck)	615 158 0240	500		1.0	750	1/2	13	22.2	30.0	3.4	1.5	8.0	203	29.6	14	2.7	2.0	83	94	1/4
CP1117P09	615 158 0150	900		1.0	750	1/2	13	14.3	19.3	2.2	0.9	8.0	203	29.8	14	3.7	2.6	83	94	1/4
CP1117P09 (keyless)	615 158 0160	900		1.0	750	1/2	13	14.3	19.3	2.2	0.9	8.0	203	29.8	14	3.7	2.6	83	94	1/4
CP1117P09 (without chuck)	615 158 0230	900		1.0	750	1/2	13	14.3	19.1	2.2	0.9	8.0	203	29.8	14	3.7	2.6	83	94	1/4

All models: Hose int. 3/8" (9.5mm) - @90 PSI (@6.3 Bar)

Listed specifications are for reference only. Please check documents in each tool.

Drilling

CP789HR



500 RPM



REVERSIBLE, HIGH TORQUE & DURABILITY

FEATURES

- 1/2" (13 mm) reversible pistol drill
- Powerful with 0.5 hp (370 W) motor
- Teasing throttle
- Industrial quality Jacobs chuck
- Durable gearbox
- Ergonomic grip
- Side handle

BENEFITS

- Drills for Industrial Maintenance, great for operators' productivity, durability & comfort
- Perfect tool for drilling, reaming, hole sawing and jobs requiring high torque

CP785H



500 RPM



DURABILITY & SMOOTH OPERATION

FEATURES

- 1/2" (13 mm) pistol drill
- Powerful energy efficient motor resist stalls
- Side handle for comfort and control

BENEFITS

- Drills for Industrial Maintenance with smooth operation and extended tool life
- Suitable tool for various applications of low speed drilling

CP9789

800 RPM



REVERSIBLE, PRODUCTIVITY

FEATURES

- 1/2" (13 mm) reversible pistol drill
- Industrial quality Jacobs chuck
- Low speed and high torque: 9.14 ft.lbs (12.4 Nm)
- Ergonomic grip and side handle
- Handle exhaust

BENEFITS

- Drills for General Maintenance, powerful and resists to stalls
- Great for various low speed drilling
- Side handle to increase stability

CP9791

Same features as CP9789 with keyless chuck

CP1816

800 RPM



HIGH POWER, DURABILITY, D-HANDLE

FEATURES

- 5/8" (16 mm) D-handle drill,
- 800 rpm of free speed
- Powerful with 1.0 hp (750 W) motor
- Good for drilling up to 5/8" and side handle for control
- Excellent durable gearbox ensures the strong drilling

BENEFITS

- Drills for Industrial Maintenance & Production designed for intensive duty and high durability with precision
- Ideal for drilling of mild steel, cast iron



See accessories on page 108

MODEL	PART NUMBER	FREE SPEED		POWER		CHUCK CAPACITY		STALL TORQUE		NET WEIGHT		LENGTH		AIR CONS. @LOAD		VIBRATION LEVEL ISO 29927 (m/s ²)		SOUND PRESS.	SOUND POWER	AIR INLET
		rpm	hp	W	in.	mm	ft.lb	Nm	lb	kg	in.	mm	cfm	l/s	a	k	ISO 15744-dB(A)		in.	
CP789HR	T025165	500	0.5	380	1/2	13	15.6	21.1	3.3	1.4	8.0	203	30.0	14	<2.5	-	99	110	1/4	
CP785H	T024134	500	0.5	380	1/2	13	11.3	15.4	3.0	1.3	7.8	197	12.0	6	<2.5	-	96	107	1/4	
CP1816	615 158 0300	800	1.0	750	5/8	16	25.3	34.3	8.1	3.7	14.3	364	53.0	25	<2.5	0.5	90	101	1/2	
CP9789	615 194 9789	800	0.3	270	1/2	13	9.1	12.4	4.0	1.8	7.0	177	24.0	11	<2.5	-	90	101	1/4	
CP9791	615 194 9791	800	0.3	270	1/2	13	9.1	12.4	3.1	1.4	9.3	237	24.0	11	<2.5	-	90	101	1/4	

CP1816: Hose int. 5/8" (16mm). Others, hose int. 3/8" (9.5mm) - @90 PSI (@6.3 Bar)

Listed specifications are for reference only. Please check documents in each tool or on www.cp.com

CP1720R32

350 RPM



CP1720R50

Similar features as CP1720R32 with 140 rpm

CP1720R22

Similar features as CP1720R32 with 430 rpm, 1.2 hp (890 W)

HIGHEST POWER, DURABILITY & PRECISION, REVERSIBLE

FEATURES

- 1-1/4" (32 mm) reversible corner drill, 350 rpm of free speed
- Powerfull with 2.2 hp (1,630 W) motor
- Morse Taper No.3 drill socket
- Good for drilling up to 1-1/4" (32 mm), reaming & tapping up to 1" (25 mm)
- Self Return rolling throttle ensures the safety control
- Excellent durable gearbox ensures the strong drilling

BENEFITS

- Designed for super-intensive duty and high durability with precision
- Ideal for drilling, reaming & tapping of mild steel, cast iron

CP1820R32

380 RPM

HIGHEST POWER, DURABILITY & PRECISION, REVERSIBLE

FEATURES

- 1-1/4" (32 mm) reversible heavy duty drill, 380 rpm of free speed
- Powerfull with 2.8 hp (2,100 W) motor
- Morse Taper No.3 drill socket
- Good for drilling up to 1-1/4" (32 mm), reaming & tapping up to 1" (25 mm)
- Self Return rolling throttle ensures the safety control
- Excellent durable gearbox ensures the strong drilling

BENEFITS

- Designed for super-intensive duty and high durability with precision
- Ideal for drilling, reaming, tapping of mild steel, cast iron, forged steel



CP1820R32

CP1820R22

Similar features as CP1820R32 with 480 rpm, 1.2 hp (890 W)



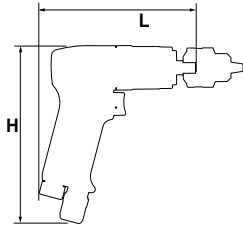
See accessories on page 114

MODEL	PART NUMBER	FREE SPEED		POWER		DRILLING CAPACITY		STALL TORQUE		NET WEIGHT		LENGHT		AIR CONS. @LOAD		VIBRATION LEVEL ISO 29927 (m/s ²)		SOUND PRESS.	SOUND POWER	AIR INLET
		rpm	hp	W	in.	mm	ft.lb	Nm	lb	kg	in.	mm	cfm	l/s	a	k	ISO 15744-dB(A)	in.		
CP1720R22	615 158 0250	430	1.2	890	7/8	22	59.3	80.4	15.4	7.0	18.6	472	53.0	25	<2.5	0.5	106	117	1/2	
CP1720R32	615 158 0260	350	2.2	1,630	1-1/4	32	130.1	177.0	29.7	13.5	22.8	578	63.6	30	<2.5	1.4	104	115	1/2	
CP1720R50	615 158 0270	140	2.2	1,630	2	50	289.3	392.0	35.2	16.0	23.4	595	79.5	38	<2.5	0.6	107	118	1/2	
CP1820R22	615 158 0280	480	1.2	890	7/8	22	57.8	78.4	16.0	7.3	11.1	282	42.4	20	3.8	1.2	98	109	1/2	
CP1820R32	615 158 0290	380	2.8	2,100	1-1/4	32	144.6	196.0	31.9	14.5	13.9	353	113.0	53	2.5	0.8	110	121	1/2	

CP1720R50/CP1820R32: hose int. 3/4" (19mm). Others, hose int. 1/2" (13mm) - @90 PSI (@6.3 Bar) Listed specifications are for reference only. Please check documents in each tool or on www.cp.com

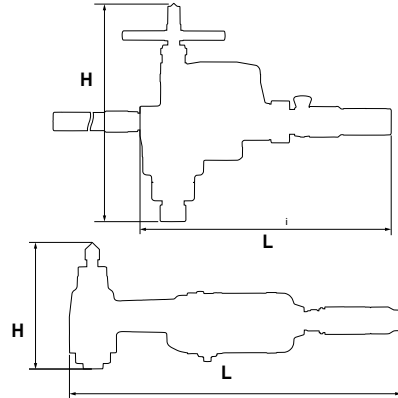
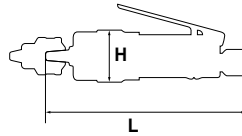
Accessories

DIMENSIONS



PISTOL SHAPE, D-HANDLE

MODEL	DIMENSIONS			
	L		H	
	in.	mm	in.	mm
CP1014P24,33,45	4.9	124	5.5	140
CP1014P05	5.9	150	5.5	140
CP1117P24,32,60	7.1	180	5.7	145
CP1117P05, 09	8.3	210	5.7	145
CP1816	14.3	364	6.7	170
CP7300	4.2	107	5.3	135
CP785	7.0	178	4.9	125
CP785H	6.7	169	4.9	125
CP789R...	7.0	178	5.7	145
CP789HR	6.9	175	5.7	145
CP9285/9287	6.1	154	5.8	147
CP9286/9288	6.6	167	5.8	147
CP9789/9791	6.6	167	5.8	147
CP9790/9792	6.1	154	5.8	147



STRAIGHT, CORNER & HEAVY

MODEL	DIMENSIONS			
	L		H	
	in.	mm	in.	mm
CP1720R22	18.6	472	7.4	187
CP1720R32	22.8	578	9.7	247
CP1720R50	23.4	595	11.3	288
CP1820R22	13.3	338	13.6	346
CP1820R32	16.5	419	17.7	450
CP879	8.0	203	2.1	54
CP887	6.9	175	1.6	40

ACCESSORIES INCLUDED

CHUCKS

MODEL	DESCRIPTION	THREAD	PART NO.	MANUFACT.
CP1014P... CP7300...	1/4" (6mm) chuck & key Key	3/8"-24	205 05 55863 205 055 5873	JACOBS
CP1014P..., CP785 CP1117P...,CP789R...	3/8" (10mm) chuck & key Key	3/8"-24	C142408 CA050120	JACOBS
CP1117P..., CP785H,CP789HR...	1/2" (13mm) chuck & key Key	3/8"-24	S066095 CA050122	JACOBS
CP1014P..., CP785 CP1117P...,CP789R...	3/8" (10mm) keyless chuck	3/8"-24	205 050 2063	JACOBS
CP1117P..., CP785H,CP789HR...	1/2" (13mm) keyless chuck	3/8"-24	205 050 2073	JACOBS



SIDE HANDLES

MODEL	DESCRIPTION	PART NO.
CP1014P05	Handle Fixture Handle	205 055 5883 205 055 2473
CP1117P05,09	Handle Fixture Handle	205 055 2463 205 055 2473
CP785H CP789HR	Handle Fixture Handle	CA146179 C136901
CP9286 CP9288 CP9789 CP9791	Side Handle Side Handle	205 049 8553 205 049 8543



OPTIONAL ACCESSORIES

CHUCKS

MODEL	DESCRIPTION	THREAD	PART NO.	MANUFACT.
CP1014P... CP7300...	1/4" (6mm) chuck & key	3/8"-24	894 017 0364	RÖHM
CP1014P..., CP785 CP1117P...,CP789R...	3/8" (10mm) chuck & key	3/8"-24	894 017 0365	RÖHM
CP1117P..., CP785H,CP789HR...	1/2" (13mm) chuck & key	3/8"-24	894 017 0366	RÖHM




SUSPENSION BAIL

MODEL	DESCRIPTION	PART NO.
CP1014P...	Suspension bail	205 055 5853
CP1117P...	Suspension bail	894 016 8729

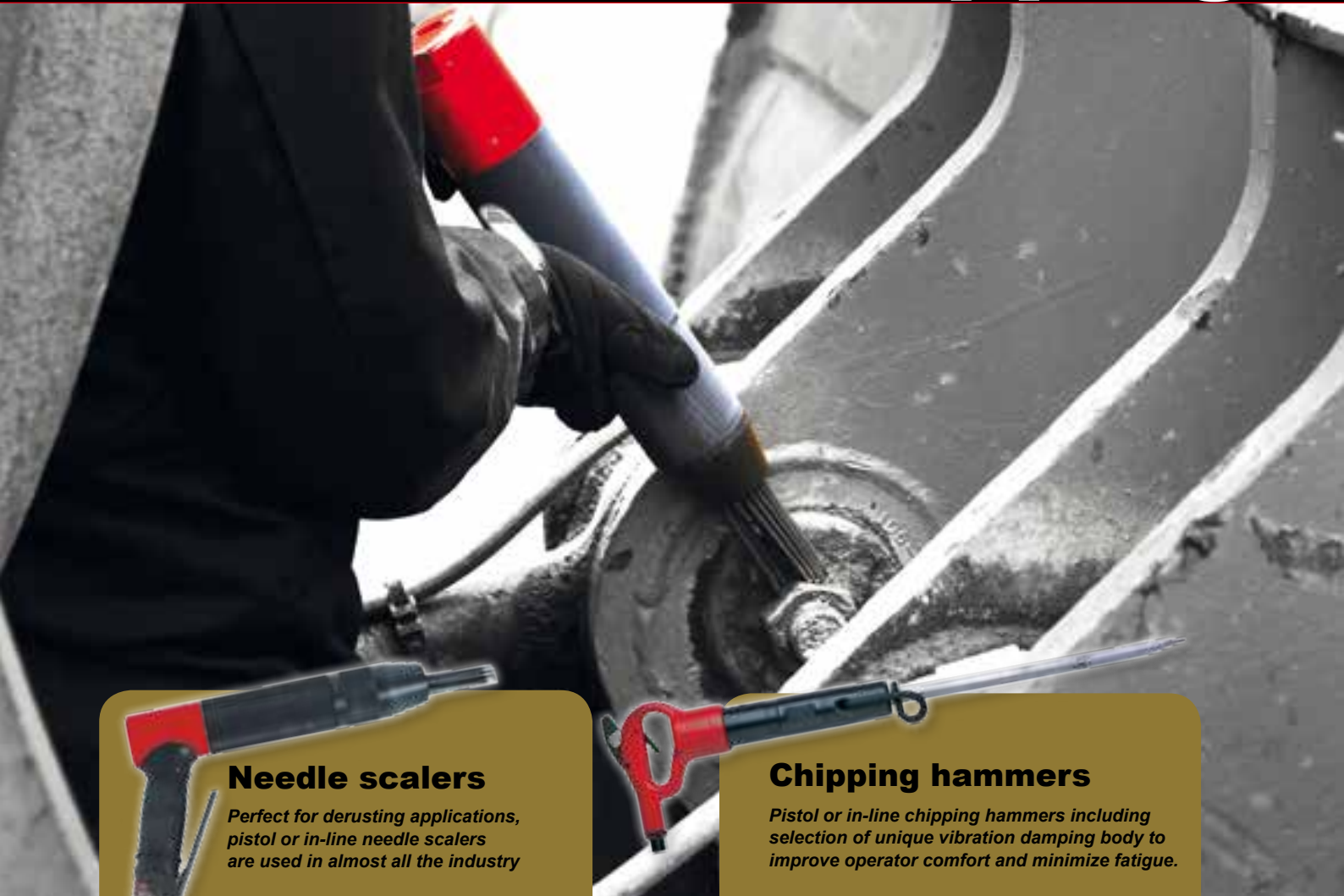


TUNE-UP KITS

MODEL	TUNE-UP KIT
CP1014P...	205 055 5513
CP1117P...	205 052 2333
CP1720R22	894 017 0561
CP1720R32/R50	894 017 0580
CP1816	894 017 0380
CP1820R22	894 017 0656
CP1820R32	894 017 0672
CP7300	205 052 8663
CP7300R	205 052 8673
CP9285/9287	205 050 3743
CP9286/9288	205 050 3753
CP9789/9791	205 050 6563
CP9790/9792	205 050 6543



Chipping



Needle scalars

Perfect for derusting applications, pistol or in-line needle scalars are used in almost all the industry



Chipping hammers

Pistol or in-line chipping hammers including selection of unique vibration damping body to improve operator comfort and minimize fatigue.



In-line needle scaler / Chipping hammer

Quick change 2 in 1 needle scaler and chipping hammer for less down time

How to define the right percussive tool?

Step 1

Applications

- ▶ Derusting
- ▶ Deburring
- ▶ After welding
- ▶ Duty
- ▶ Access



Step 2

Consumables

- ▶ Needles size and number
- ▶ Chisel type and dimensions



Step 3

Tools

- ▶ Handle type
- ▶ Vibration level
- ▶ Stroke capacity
- ▶ Bore

Chipping

CP9361

AIR SCRIBE

FEATURES

- Highest durability in the market
- Hose 8 ft (2.4 m) length with air filter
- Convertible to a hammer or a light scaler
- Lightweight for easy operation

BENEFITS

- Long lasting due to Premium quality components
- Easy handling and Comfortable use
- Adjustable power for a variety of applications and materials such as: metals, plastics, ceramics, and glass
- Convertible into a light scaler



CP9361

CP9361-1 Kit

See more details on page 132



See accessories on pages 131 & 132

CP9160



ENGRAVING PEN

FEATURES

- Very quiet engraving pen with an integrated 7,9 ft (2 m) hose
- High blows per minute (32.400 BPM)

BENEFITS

- Efficient engraving with low noise
- Precise & reliable
- Comfortable handling



CP9361

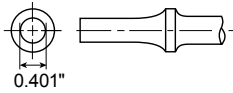
MODEL	PART NUMBER	BORE		STROKE		SHANK			BLOWS PER MINUTE	AIR CONS. @LOAD		WEIGHT		LENGTH		VIBRATION LEVEL ISO 28927 (m/s ²)		SOUND PRESS. ISO 15744 - dB(A)	SOUND POWER	AIR INLET
		in.	mm	in.	mm	shape	in.	mm		blows/min	cfm	l/s	lb	kg	in.	mm	a			
CP9160	615 197 9160	-	-	-	-	-	-	-	32,400	1.6	0.8	0.2	0.1	5.8	147	8.1	1.9	59	70	1/4
CP9361	T012644	-	-	-	-	Hexagonal	1/8	3	13,500	0.2	0.1	0.3	0.1	5.0	127	5.1	2.4	79	90	1/4

All models: Hose int. 3/8" (9.5mm) - @90 PSI (@6.3 Bar)

Listed specifications are for reference only. Please check documents in each tool or on www.cp.com



CP7111



PISTOL GRIP HAMMER

FEATURES

- Standard .401 round shank
- Easy change retainer for quick accessory change

BENEFITS

- Versatile and cost effective
- Fast cutting action
- Designed for all general works

CP7111H

Same features as CP7111 with hexagonal shank

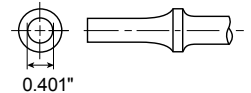

CP7111 Kit

See details on page 132

CP7111H Kit

See details page 132

CP714



DURABILITY & PRECISION

FEATURES

- Heavy duty pistol grip hammer
- Positive action trigger for precise control
- Speed regulator
- Ergonomic oriented handle

BENEFITS

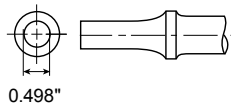

- High durability
- Operator comfort
- Versatile, handling different type of environments

CP714 K

See details on page 132



CP717



POWER & DURABILITY

FEATURES

- Heavy duty pistol grip hammer
- Standard .498 round shank
- High power air hammer
- Positive action trigger

CP717K

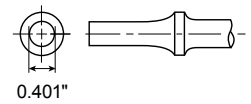
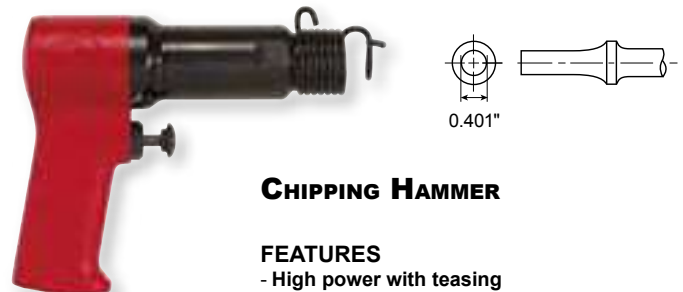
See details on page 132



BENEFITS

- Power and precision
- Flexible operating positions
- Ideal tool for deep cutting, bolt riveting and super-duty applications

CP716



CHIPPING HAMMER

FEATURES

- High power with teasing throttle for precise control
- Single-piece barrel for easy maintenance
- Standard .401 round shank

BENEFITS

- Great control and operation allows for wide variety of applications
- High durability due to simple robust design



See accessories on pages 126 to 132

MODEL	PART NUMBER	BORE		STROKE		SHANK			BLOWS PER MINUTE	AIR CONS. @LOAD		WEIGHT		LENGTH		VIBRATION LEVEL ISO 28927 (m/s ²)		SOUND PRESS. ISO 15744 - dB(A)	SOUND POWER	AIR INLET
		in.	mm	in.	mm	shape	in.	mm		blows/min	cfm	l/s	lb	kg	in.	mm	a			
CP7111	894 107 1110	0.7	19	2.6	67.0	Round	0.401	10.2	3,000	25.0	11.8	3.5	1.6	6.7	171	6.3	3.1	100	111	1/4
CP7111H	894 107 1111	0.7	19	2.6	67.0	Hexagonal	0.401	10.2	3,000	25.0	11.8	3.5	1.6	6.7	171	11.0	4.6	100	111	1/4
CP714	T012735	0.5	14	3.5	80.0	Round	0.401	10.2	2,000	8.5	4.0	3.3	1.5	7.5	190	13.1	5.8	95	106	1/4
CP716	T025348	0.7	19	2.2	58.0	round	0.401	10.2	3,500	14.0	6.6	3.5	1.5	7.5	190	5.5	1.9	103	114	1/4
CP717	T020120	0.7	19	2.6	68.0	Round	0.498	12.7	1,800	12.5	5.9	4.7	2.1	7.5	190	20.4	6.2	94	105	1/4

All models: Hose int. 3/8" (9.5mm) - @90 PSI (@6.3 Bar)

Listed specifications are for reference only. Please check documents in each tool or on www.cp.com

Chipping

B15B



CHIPPER


FEATURES

- Straight chipping hammer
- Lightweight and Compact
- Easy to change to needle scalers

BENEFITS

- Great accessibility for hard to reach areas
- One hand operation
- Versatile tool

B18B



CHIPPER

FEATURES

- Cushion grip for better operator comfort
- Good power/weight ratio
- Great durability on all industrial maintenance applications
- Easy to change to needle scalers


BENEFITS

- Great size and power to guarantee maximum comfort to the operation in a wide range of applications

B16B

Same features as B18B with straight shape

B19B



CHIPPER

FEATURES

- Cushion grip for better operator comfort
- Heavy duty chipping hammer
- Suitable for very intensive use
- Easy to change to needle scalers

B19B1

Same features as B19B with hexagonal 5/8" shank

BENEFITS

- Robust construction and power allows to use on a very intensive use

B21B



CHIPPER

FEATURES

- Cushion grip for better operator comfort
- Semi pistol chipping hammer
- Highest power on the range
- Easy to change to needle scalers

BENEFITS

- Power to work on the toughest applications
- High material removal rate
- Semi pistol increase the ergonomy for the high power



See accessories on pages 128 to 132

MODEL	PART NUMBER	BORE		STROKE		SHANK			BLOWS PER MINUTE	AIR CONS. @LOAD		WEIGHT		LENGTH		VIBRATION LEVEL ISO 28927 (m/s ²)		SOUND PRESS. ISO 15744 - dB(A)	SOUND POWER	AIR INLET
		in.	mm	in.	mm	shape	in.	mm		blows/min	cfm	l/s	lb	kg	in.	mm	a			
B15B	615 174 0230	0.7	18	1.1	30.0	Qtr. Oct WF	1/2	12,7	3,800	3.0	1.4	3.3	1.5	7.9	201	12.0	3.8	86	97	1/4
B16B	615 174 0250	0.9	23.5	1.4	35.6	Qtr. Oct WF	1/2	12,7	3,000	5.5	2.6	4.4	2.0	9.1	231	24.0	4.0	86	97	1/4
B18B	615 174 0270	0.9	23.5	1.4	35.6	Qtr. Oct WF	1/2	12,7	3,000	5.5	2.6	4.4	2.0	6.8	173	25.0	5.0	86	97	1/4
B19B	615 174 0300	1.1	28.6	1.5	39.0	Qtr. Oct WF	1/2	12,7	2,200	8.0	3.8	6.6	3.0	7.5	191	33.0	8.0	92	103	1/4
B19B1	615 174 0310	1.1	28.6	1.5	39.0	Hexagonal	5/8	15	2,200	8.0	3.8	6.6	3.0	8.6	218	33.0	8.0	92	103	1/4
B21B	615 174 0400	1.3	33	1-15/16	49.2	Qtr. Oct WF	1/2	12,7	2,200	8.5	4.0	8.8	4.0	12.2	310			87	98	1/4

All models: Hose int. 3/8" (9.5mm) - @90 PSI (@6.3 Bar). Exept B15B: 5/8" (8mm)

Listed specifications are for reference only. Please check documents in each tool or on www.cp.com

CP7115

12 x 1/8" (3)



COMPACT TO REACH SMALL AREAS

FEATURES

- General purpose needle scaler
- Compact and lightweight
- Delivered with a set of needle 12 x 1/8" (3 mm)

BENEFITS

- Great to reach surfaces in confined spaces
- Great for rust removal on chassis
- Great cleaning up steel wheel drums
- Ideal for surface clean-up work

CP7125

19 x 1/8" (3) / 29 x 5/64" (2)



GENERAL MAINTENANCE NEEDLE SCALER

FEATURES

- General purpose needle scaler
- Rubber sleeve on handle for better comfort
- Delivered with 2 sets of needles:
 - 19 x 1/8" (3 mm) for standard usage
 - 29 x 5/64" (2 mm) for finer usage

BENEFITS

- Great for rust removal on chassis
- Great cleaning up steel wheel drums
- Ideal for surface clean-up work



CP7125

CP0951

12 x 1/8" (3)



CP0952

Similar features as CP0951 with pistol shape



INDUSTRIAL MAINTENANCE NEEDLE SCALERS

FEATURES

- Straight needle scaler for industrial maintenance application
- Superior design with internal spring components provides greater durability
- Needle capacity 12 x 1/8" (3 mm)

BENEFITS

- High durability
- Low vibration and comfort with soft grip
- Ideal tool for de-rusting and de-painting



See accessories on pages 131 & 132

MODEL	PART NUMBER	BORE		STROKE		NEEDLES CAPACITY (Qty x Ø)	BLOWS PER MINUTE	AIR CONS. @LOAD			WEIGHT		LENGTH		VIBRATION LEVEL ISO 28927 (m/s ²)		SOUND PRESS. ISO 15744 - dB(A)	SOUND POWER	AIR INLET
		in.	mm	in.	mm			blows/min	cfm	l/s	lb	kg	in.	mm	a	K			
CP0951	T022306	0.9	23.8	1.1	28.6	12 x 3 (1/8)	4,000	9.6	4.5	5.9	2.7	9.3	237	9.2	2.9	90	101	3/8	
CP0952	T019191	0.7	23.8	1.1	28.6	23 x 3 (1/8)	4,000	7.1	3.3	5.2	2.4	9.6	245	15.4	4.3	92	103	3/8	
CP7115	894 107 1150	0.5	14	1.3	32.0	12 x 3 (1/8)	4,000	4.1	2.0	2.9	1.3	11.4	290	11.4	1.6	99	110	1/4	
CP7125	894 107 1250	1.0	21	1.3	33.5	19 x 3 (1/8)	4,000	4.6	2.2	6.2	2.8	12.8	325	19.2	2.4	105	116	1/4	

All models: Hose int. 3/8" (9.5mm) - @90 PSI (@6.3 Bar)

Listed specifications are for reference only. Please check documents in each tool or on www.cp.com

Chipping

B15M

12 x 1/8" (3)



NEEDLE SCALER

FEATURES

- Straight chipping hammer
- Lightweight and compact
- Easy to change to chipping hammer
- Possible to convert into 29 x 5/64" (2 mm)

BENEFITS

- Great accessibility for hard to reach areas
- One hand operation
- Adjustable front tube grants extended needle life

B18M

12 x 1/8" (3)



NEEDLE SCALER

FEATURES

- Cushion grip for better operator comfort
- Good power/weight ratio
- Great durability on all industrial maintenance and production applications
- Easy to change to chipping hammer
- Possible to convert into 51 x 5/64" (2 mm)

BENEFITS

- Great size and power to guarantee maximum comfort to the operation in a wide range of applications
- Adjustable front tube grants extended needle life

B16M

Same features as B18M with straight shape

B19M

28 x 1/8" (3)



NEEDLE SCALER

FEATURES

- Cushion grip for better operator comfort
- Heavy duty chipping hammer
- Suitable for very intensive use
- Easy to change to chipping hammer
- Possible to convert into 19 x 5/32" (4 mm) or 65 x 5/64" (2 mm)

BENEFITS

- Robust construction and power allows to use on a very intensive use
- Adjustable front tube grants extended needle life

B21M

35 x 5/32" (4)



NEEDLE SCALER

FEATURES

- Cushion grip for better operator comfort
- Semi pistol chipping hammer
- Highest power on the range
- Easy to change to chipping hammer
- Possible to convert into 49 x 1/8" (3 mm)

BENEFITS

- Power to work on the toughest applications
- High material removal rate
- Semi pistol increase the ergonomics for the high power
- Adjustable front tube grants extended needle life



See accessories on pages 131 & 132

MODEL	PART NUMBER	BORE		STROKE		NEEDLES CAPACITY (Qty x Ø)	BLOWS PER MINUTE	AIR CONS. @LOAD			WEIGHT		LENGTH		VIBRATION LEVEL ISO 28927 (m/s ²)		SOUND PRESS. ISO 15744 - dB(A)	SOUND POWER	AIR INLET
		in.	mm	in.	mm			blows/min	cfm	l/s	lb	kg	in.	mm	a	K			
B15M	615 174 0240	0.7	18	1.1	30.0	12 x 3 (1/8)	3,800	3.0	1.4	3.5	1.6	13.2	335	10.6	6.3	97	108	1/4	
B16M	615 174 0260	0.9	23.5	1.4	35.6	19 x 3 (1/8)	3,000	5.5	2.6	5.7	2.6	14.4	366	12.5	7.5	100	111	1/4	
B18M	615 174 0280	0.9	23.5	1.4	35.6	19 x 3 (1/8)	3,000	5.5	2.6	5.7	2.6	12.4	315	19.1	5.6	100	111	1/4	
B19M	615 174 0320	1.1	28.6	1.5	39.0	28 x 3 (1/8)	2,200	8.0	3.8	8.2	3.7	13.5	342	16.9	10.3	101	112	1/4	
B21M	615 174 0410	1.3	33	1-15/16	49.2	35 x 4 (5/32)	2,200	8.5	4.0	12.4	5.6	19.1	484	31.5	6.7	104	115	1/4	

All models: Hose int. 3/8" (9.5mm) - @90 PSI (@6.3 Bar). Except B15B: 5/8" (8mm) Listed specifications are for reference only. Please check documents in each tool or on www.cp.com

CP7120

19 x 1/8" (3)



2 TOOLS IN 1

FEATURES

- General maintenance needle scaler easily convertible to a weld flux chipping hammer
- Quick change chisel retainer
- Adjustable sleeve, 19 x 1/8" (3 mm) steel needles and 1.37" (35 mm) width chisel with high resistance to wear

BENEFITS

- Easily converts into a chipping hammer
- Durable and economical solution
- Ideal for surface preparation work

CP9356NS

19 x 1/8" (3)



CP9356WF

Same features as CP9356NS with weld flux chisel

NEEDLE SCALER

FEATURES

- Straight needle scaler for industrial maintenance and production applications
- Versatile design with good durability
- Needle capacity 19 x 1/8" (3 mm)

BENEFITS

- Sturdy and simple design for wide range of applications
- Easy to convert into a weld flux chipping hammer
- Ideal tool for de-rusting and de-painting

CP0456-LASAN

HEAVY INDUSTRIAL NEEDLE SCALER

FEATURES

- Quick change collar retainer
- Very robust construction with steel housing

BENEFITS

- Highest durability on needle scalars
- Heavy duty for very intensive use



CP0456-LESAR

Same features as CP0456-LASAN with weld flux chisel



See accessories on pages 128 to 132

MODEL	PART NUMBER	BORE		STROKE		NEEDLES CAPACITY (Qty x Ø)	BLOWS PER MINUTE blows/min	AIR CONS. @LOAD		WEIGHT		LENGTH		VIBRATION LEVEL ISO 28927 (m/s ²)		SOUND PRESS. ISO 15744 - dB(A)	SOUND POWER	AIR INLET in.
		in.	mm	in.	mm			cfm	l/s	lb	kg	in.	mm	a	K			
CP0456-LESAR	T013046	0.9	23.8	1	25.4	19 x 3 (1/8)	4,300	10.0	4.7	3.5	1.6	8.6	219			95	106	1/4
CP0456-LASAN	T013049	0.9	23.8	1	25.4	19 x 3 (1/8)	4,300	13.9	6.6	6.0	2.7	16.2	413			97	108	1/4
CP7120	894 107 1200	1.0	25	1.1	28.3	19 x 3 (1/8)	4,800	4.0	1.9	6.2	2.8	18.0	457	11.4	3.4	99	110	1/4
CP9356NS	T022165	1.0	25.4	1.1	28.6	19 x 3 (1/8)	4,600	10.2	4.8	6.0	2.2	17.5	445	17.3	3.4	90	101	3/8
CP9356WF	T021959	1.0	25.4	1.1	28.6	19 x 3 (1/8)	4,600	10.2	4.8	3.7	1.7	9.4	238	21.3	8.0	90	101	3/8

All models: Hose int. 3/8" (9.5mm) - @90 PSI (@6.3 Bar)

Listed specifications are for reference only. Please check documents in each tool or on www.cp.com

Chipping

B18MV

19 x 1/8" (3)

VIBRATION-DAMPED NEEDLE SCALER

FEATURES

- Pistol vibration-damped needle scaler
- Good power/weight ratio
- Great durability on all industrial maintenance applications
- Easy to convert into chipping hammer

BENEFITS

- Low vibrations for smooth operations
- Perfect tools for long hours of operations
- Cover a wide range of applications
- Adjustable front tube grants extended needle life



B18MV

B16MV

19 x 1/8" (3)



VIBRATION-DAMPED STRAIGHT NEEDLE SCALER

FEATURES

- Straight vibration-damped needle scaler
- Good power/weight ratio
- Great durability on all industrial maintenance applications
- Easy to convert into chipping hammer

BENEFITS

- Low vibrations for smooth operations
- Perfect tool for long hours of operations
- One hand operation
- Adjustable front tube grants extended needle life



B19MV

28 x 1/8" (3)



VIBRATION-DAMPED NEEDLE SCALER

FEATURES

- Pistol vibration-damped needle scaler
- Cushion grip for better operator comfort
- Heavy duty chipping hammer
- Suitable for very intensive use
- Easy to change to chipping hammer

BENEFITS

- Low vibrations for smooth operations
- Perfect tools for long hours of operations
- Heavy duty chipping hammer for very intensive use
- Adjustable front tube grants extended needle life



See accessories on pages 131 & 132

MODEL	PART NUMBER	BORE		STROKE		NEEDLES CAPACITY (Qty x Ø)	BLOWS PER MINUTE blows/min	AIR CONS. @LOAD		WEIGHT		LENGTH		VIBRATION LEVEL ISO 28927 (m/s ²)		SOUND PRESS. ISO 15744 - dB(A)	SOUND POWER	AIR INLET in.
		in.	mm	in.	mm			cfm	l/s	lb	kg	in.	mm	a	K			
B16MV	615 174 0500	0.9	23.5	0.4	11.0	19 x 3 (1/8)	2,400	5.1	2.4	5.3	2.4	14.2	360	4.8	2.2	86	97	1/4
B18MV	615 174 0520	0.9	23.5	0.4	11.0	19 x 3 (1/8)	2,400	4.2	2.0	5.9	2.7	13.4	340	5.0	1.9	86	97	1/4
B19MV	615 174 0540	1.3	34.4	0.7	20.0	28 x 3 (1/8)	3,000	4.4	2.1	7.9	3.6	14.8	375	4.6	1.7	88	99	1/4

All models: Hose int. 3/8" (9.5mm) - @90 PSI (@6.3 Bar)

Listed specifications are for reference only. Please check documents in each tool or on www.cp.com

B16BV



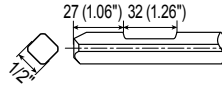
VIBRATION-DAMPED STRAIGHT CHIPPER

FEATURES

- Straight vibration-damped chipping hammer
- Good power/weight ratio
- Great durability on all industrial maintenance applications
- Easy to convert into needle scalars

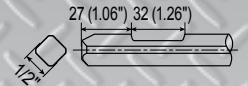
BENEFITS

- Low vibrations for smooth operations
- Perfect tool for long hours of operations
- One hand operation



B18BV

VIBRATION-DAMPED CHIPPER



FEATURES

- Pistol vibration-damped needle scaler
- Good power/weight ratio
- Great durability on all industrial maintenance applications
- Easy to convert into needle scalars

BENEFITS

- Low vibrations for smooth operations
- Perfect tools for long hours of operations
- Cover a wide range of applications



B19BV



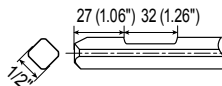
VIBRATION-DAMPED CHIPPER

FEATURES

- Pistol grip Vibration-damped needle scaler
- Cushion grip for better operator comfort
- Heavy duty chipping hammer
- Suitable for very intensive use
- Easy to change to needle scalars

BENEFITS

- Low vibrations for smooth operations
- Perfect tools for long hours of operations
- Heavy duty chipping hammer for very intensive use



See accessories on pages 128 to 132

MODEL	PART NUMBER	BORE		STROKE		SHANK			BLOWS PER MINUTE	AIR CONS. @LOAD		WEIGHT		LENGTH		VIBRATION LEVEL ISO 28927 (m/s ²)		SOUND PRESS. ISO 15744 - dB(A)	SOUND POWER	AIR INLET
		in.	mm	in.	mm	shape	in.	mm		blows/min	cfm	l/s	lb	kg	in.	mm	a			
B16BV	615 174 0510	0.9	23.5	0.4	11.0	Qtr. Oct WF	1/2	12,7	2,400	5.1	2.4	6.2	2.8	16.7	425	2.7	1.2	89	100	1/4
B18BV	615 174 0530	0.9	23.5	0.4	11.0	Qtr. Oct WF	1/2	12,7	2,400	4.2	2.0	6.8	3.1	16.5	420	2.7	1.2	88	99	1/4
B19BV	615 174 0550	1.3	34.4	0.7	20.0	Qtr. Oct WF	1/2	12,7	3,000	4.4	2.1	9.0	4.1	17.7	450	4.2	2.6	93	104	1/4

All models: Hose int. 3/8" (9.5mm) - @90 PSI (@6.3 Bar)

Listed specifications are for reference only. Please check documents in each tool or on www.cp.com

Chipping

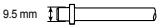
RA1BL



SMALL & EFFICIENT

RA1

Same features as RA1BL with round shank



FEATURES

- Lightweight and compact pistol scaler
- Very small and robust construction

BENEFITS

- Good to work on very small areas

RA2H



POWERFUL PISTOL SCALER

RA2C

Same features as RA2H with round 15 mm shank

FEATURES

- High power pistol scaler
- Robust steel construction

BENEFITS

- Very high power to weight ratio

GV5



POWERFUL PNEUMATIC HAMMER

FEATURES

- Pneumatic Hammer for heavy industrial application
- Safety lever furnished
- Hexagonal 3/4" (19,2 mm) Shank

BENEFITS

- Sturdy design for heavy applications
- Powerful and durable
- Ideal tool for heavy chipping or cutting applications

B14A



B23

Similar with the B14A with 3 piston heads



PISTON SCALER, RAPID AND HARD-HITTING

FEATURES

- Single head piston scaler for versatile industrial application
- Furnished tungsten carbide tipped cross bit

BENEFITS

- Light weight and easy to handle thanks to simple design
- Designed for versatile removal application including tight spot
- Ideal for removal of thick scale, heavy corrosion, and hard coating



See accessories on pages 129 to 132

MODEL	PART NUMBER	BORE		STROKE		SHANK			BLOWS PER MINUTE	AIR CONS. @LOAD			WEIGHT		LENGTH		VIBRATION LEVEL ISO 28927 (m/s ²)		SOUND PRESS. ISO 15744 - dB(A)	SOUND POWER	AIR INLET
		in.	mm	in.	mm	shape	in.	mm		blows/min	cfm	l/s	lb	kg	in.	mm	a	K			
B14A	615 174 0220	1.0	27	1	26.5	-	-	-	2,800	9.0	0.1	5.5	2.5	18.1	462	4.9	6.9	88	99	1/4	
B23	615 174 0420	1.0	27	1	26.5	-	-	-	2,800	16.0	0.1	8.1	3.7	17.9	456	23.1	32.4	92	93	1/4	
RA1	615 174 0180	0.5	13	1.7	45.0	Round	3/8	9.5	4,000	7.0	3.0	2.4	1.1	7.5	190			89	100	1/4	
RA1BL	615 174 0190	0.5	13	1.7	45.0	Flatnose	3/8	9.5	4,000	7.0	3.0	2.4	1.1	7.5	190			89	100	1/4	
RA2C	615 174 0200	0.7	18	2.2	58.0	Round	19/32	15	3,500	9.7	4.6	4.4	2.0	8.3	210			91	102	1/4	
RA2H	615 174 0210	0.7	18	2.2	58.0	Hexagonal	8/16	12.5	3,500	9.7	4.6	4.4	2.0	8.3	210			91	102	1/4	
GV5	615 174 0170	1.1	28	2	52.5	Hexagonal	3/4	19,2	2,400	17.6	8.3	11.2	5.1	15.0	385			95	96	1/2	

All models: Hose int. 3/8" (9.5mm) - @90 PSI (@6.3 Bar).
Except B15B: 5/8" (8mm) & GV5: 1/2" (13mm)

Listed specifications are for reference only. Please check documents in each tool or on www.cp.com

B20-00

Flexible and low air consumption



B20-0

Handy handle length 43" (1,100 mm) covers all basic application




B20-1

Longest reach handle 68" (1,730 mm) enable the widest scaling work



B20L

Aluminum body to reduce weight

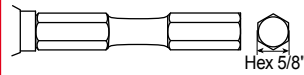


B20L-1

Lightweight suitable for vertical work



HEX. SHANK 5/8"



CHIPPING



SCRAPING



DE-SCALING



See accessories on pages 130 to 132

MODEL	PART NUMBER	BORE		STROKE		SHANK			BLOWS PER MINUTE	AIR CONS. @LOAD		WEIGHT		LENGTH		VIBRATION LEVEL ISO 28927 (m/s ²)		SOUND PRESS. ISO 15744 - dB(A)	SOUND POWER	AIR INLET
		in.	mm	in.	mm	shape	in.	mm		blows/min	cfm	l/s	lb	kg	in.	mm	a			
B20	615 174 0340	1.1	28.6	1.3	39.0	Hexagonal	5/8	15.9	2,200	4.5	2.1	12.2	5.5	55.1	1400	13.0	18.2	86	97	1/4
B20-0	615 174 0350	1.1	28.6	1.3	39.0	Hexagonal	5/8	15.9	2,200	5.5	2.1	10.8	4.9	43.3	1100	16.5	23.2	83	94	1/4
B20-00	615 174 0360	1.1	28.6	1.3	39.0	Hexagonal	5/8	15.9	2,200	6.5	2.1	8.2	3.7	27.9	710	20.5	28.7	84	95	1/4
B20-1	615 174 0370	1.1	28.6	1.3	39.0	Hexagonal	5/8	15.9	2,200	7.5	2.1	13.5	6.1	68.1	1730	14.2	19.9	84	95	1/4
B20L	615 174 0380	1.1	28.6	1.3	39.0	Hexagonal	5/8	15.9	2,200	8.5	2.1	7.5	3.4	55.5	1410	21.1	29.6	86	97	1/4
B20L-1	615 174 0390	1.1	28.6	1.3	39.0	Hexagonal	5/8	15.9	2,200	9.5	2.1	8.4	3.4	67.3	1710	19.7	27.7	84	95	1/4

All models: Hose int. 3/8" (9.5mm) - @90 PSI (@6.3 Bar)

Listed specifications are for reference only. Please check documents in each tool or on www.cp.com

B20

LONG REACH SCALER

FEATURES

- Long reach scaler, 28" (710 mm)
- Hexagonal shank 5/8"

BENEFITS

- Three tools in one: chipping, scraping, de-scaling using wide range of accessories
- High efficiency, with low air consumption
- Ideal for chipping, scraping, de-scaling



B20

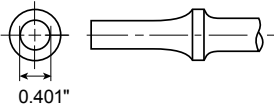
Chipping

Accessories

CHISELS

TYPE OF SHANK

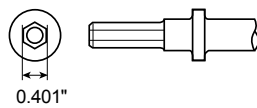
Round .401"



0.401"

CP7111, CP714, CP716

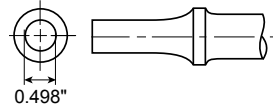
Hex .401"



0.401"

CP7111H

Round .498"



0.498"

CP717



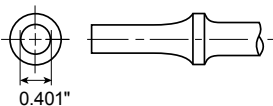
DRAWING	DESCRIPTION	LENGTH		WIDTH		SHANK		
		in	mm	in	mm	ROUND .401"	HEX .401"	ROUND .498"
	Flat Chisel	7	180	0,5	12,7	A008542		
		7	180	0,625	16			A047073
		7	180	0,75	19	A046073	CA155786	
		18	457	0,75	19	A046080		
	Undercoat Goo Scraper	6,5	165	1	25	A046072		
	Spot Weld Splitter	7	180	1	25	A046075	CA155792	
	Twin Blade Panel Cutter	7	180	1	25	A046071	CA155784	A047071
	Nut Splitter	10	254	0,75	19	A046044		
	Rivet Cutter	6	152	0,75	19			A047050
		6,5	165	0,625	16	A046050	CA155778	
	Angle Scaling	7	180	1,25	32	A046063	CA155780	A047051
	Scraper	6	152	1,75	44	A133907		
	Diamond Point	7	180	0,3	7,6	A046064	CA155782	
	Edging Chisel	5,375	137	0,625	16	A046076		



CHISELS

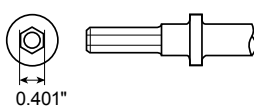
TYPE OF SHANK

Round .401"



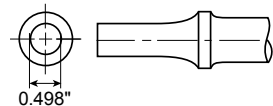
CP7111, CP714, CP716

Hex .401"



CP7111H

Round .498"



CP717

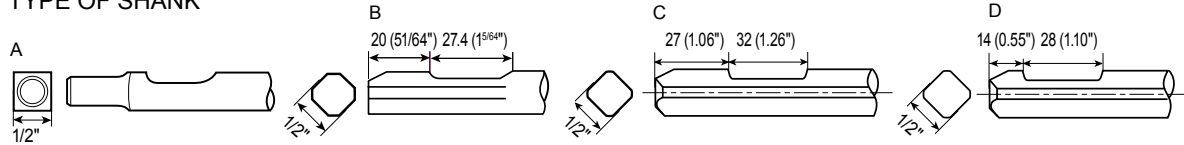
DRAWING	DESCRIPTION	LENGTH		WIDTH		SHANK		
		in	mm	in	mm	ROUND .401"	HEX .401"	ROUND .498"
	Muffler Cutter	7,5	191	-	-	A046077		
	Blank Chisel	7	180	0,512	13	A046074	CA155790	
		7	180	0,625	16			A089064
	Straight Punch	7	180	0,498	12,5			A047074
	Tapered Punch	7	180	0,3	7,6			A047078
	Tapered Punch	7	180	0,1	2,5	A046078	CA157107	
	Piercing Punch #8	5,5	140	-	-	A046054		
	Bushing Splitter	6,25	159	-	-	A046052		
		7	180	-	-			A047052
	Tie Rod (Universal Joint)	4,25	108	0,625	16	A046057		A047057
	Rivet Removal	3,5	89	0,125	3	A046087		
		3,5	89	0,188	5	A046088		
	Rivet Removal	3,5	89	0,25	6	A046089		
	Smoothing Hammer	3	76	1,25	32	A046090		A047091
		3	76	1,75	44	A046091		
	Separator Fork	7	180	0,75	19	A046060		A047059
		7	180	1	25	A046059		A047060
		7	180	1,25	32			A047061

Chipping

Accessories

CHISELS

TYPE OF SHANK



CP7120, CP9356

CP0456

B16BV, B18BV, B19BV

B15B, B16B, B18B, B19B, B21B



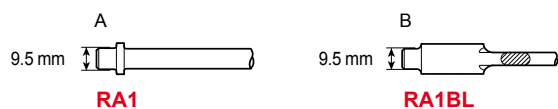
DRAWING	DESCRIPTION	LENGTH		WIDTH		SHANK				
		in	mm	in	mm	A	B	C	D	
	Flat Chisel	4	102	0,625	16	WP123997				
		7	180	0,75	19	205 051 2803		615 804 4430		615 804 6180
		7,5	191	0,625	16	WP123996				
		7,5	191	0,75	19	P073225				
		10	254	0,75	19	615 804 6200				
	Wide Scaling	7	180	1,375	35	WP123998				
		7	180	2	50	894 016 2308		615 003 9000 ATEX		615 804 6210 ATEX
		7	180	2,5	64	615 804 4450				615 804 6190
		7,5	191	3	76	894 016 2309				
		8,375	213	1,75	44	P070982				
	Rounded Point	3,75	95	1,25	32	P072213				
		9	229	1,25	32	P084175				
		12	305	1,25	32	P084176				
		18	457	1,25	32	P084177				
	Cape Chisel	7	180	0,1	2,5	P073224				
		8	203	0,25	6	615 804 0620				
	Angle Scaling	6,5	165	1,375	35	WP123999				
		7	180	1,375	35	P084376		615 804 4440		615 804 6220
	Diamond Point	7,5	191	0,25	6	WP123995		P073223		
	Blank Chisel	7	180	0,5	12,7	WP123994				
	Pointed Chisel	7	180	-	-	205 051 2793				



Accessories & Spares

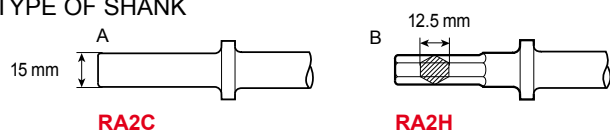
CHISELS

TYPE OF SHANK



DRAWING	DESCRIPTION	LENGTH		WIDTH		SHANK	
		in	mm	in	mm	A	B
	Flat Chisel	5,7	145	0,25	6		615 041 1140
		5,9	150	0,375	9,5	615 040	1150
		7,9	200	0,25	6		615 041 1200
	Blank Chisel	9,9	250	0,25	6		615 804 4370
	Straight Chisel	9,9	250	0,25	6		615 804 4380

TYPE OF SHANK



DRAWING	DESCRIPTION	LENGTH		WIDTH		SHANK	
		in	mm	in	mm	A	B
	Flat Chisel	7,3	185	0,625	16	615 045 1180	615 046 1180
		9,9	250	0,625	16	615 804 0880	615 804 0890
		12,2	310	0,625	16		615 804 4310
		19,7	500	0,625	16		615 804 0900
	Flat Chisel	12,2	310	0,95	24		615 804 4400
	Wide Scaling	9,9	250	2	50		615 804 4210
	Blank Chisel	6,9	175	0,625	16		615 046 0170
		9,45	240	0,625	16		615 046 0240
	Pick Chisel	7,3	185	-	-	615 045 2180	615 046 2180
		9,9	250	-	-		615 804 0920
	Blade Cutter	7,7	195	0,55	14		615 046 9200

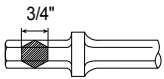
Chipping



Accessories

CHISELS

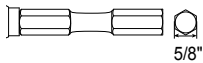
TYPE OF SHANK



GV5

DRAWING	DESCRIPTION	LENGTH		WIDTH		SHANK A
		in	mm	in	mm	
	Flat Chisel	11,8	300	0,75	19	615 804 0950
		19,7	500	0,75	19	615 804 0960
	Pick Chisel	11,8	300	-	-	615 804 0930
		19,7	500	-	-	615 804 0940
	Scraper	9,9	250	2,4	60	615 804 0970

TYPE OF SHANK

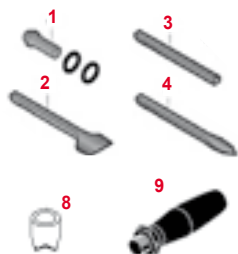


B20 series, B19B1

DRAWING	DESCRIPTION	LENGTH		WIDTH		SHANK A
		in	mm	in	mm	
	Flat Chisel	9	229	2	50	615 002 9000 ATEX
		9	229	2	50	615 804 4420
	Asphalt Cutter	8	203	4	100	615 804 4410
	Scraper	-	-	4	102	615 002 9010
Blades for Scraper x5						6152505270
	Scraper	-	-	8	203	615 002 9020
Blades for Scraper x5						615 250 5280
	Comb Holder	8	203	-	-	615 002 9030
	Comb Blades	-	-	1	25	615 250 5390

Accessories & Spares

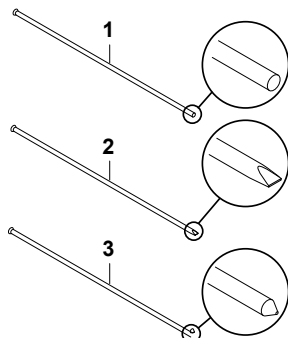
CHISELS



MODEL	ITEM	DESCRIPTION	PART NO.
CP9361	1	Anvil for use with chisels & blank	P054207
	2	Flat chisel	P054183
	3	Chisel blank	P054184
	4	Round nose chisel	P054182
	-	Carrying case	P137979
B14/B23	8	Cross bit, conical shank (carbide tipped)	615 250 5450
	9	Side handle	615 576 5130
	-	Washer	615 746 5290



NEEDLES



1 - Flat type : Light treatment and polishing effect

2 - Chisel Type : Light surface marking

3 - Pointed Type : Very hard scale

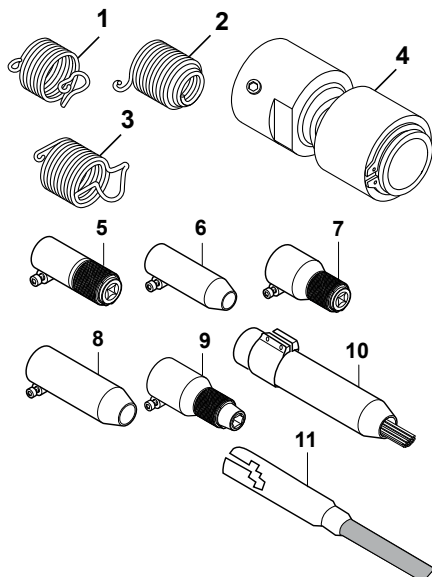
Anti spark needles. Cold Spark for use in potentially explosive areas.

Stainless Steel needles. For use in applications where corrosion or humidity presents a problem such as food processing industry

MODEL USED	TYPE	DIAMETER		LENGTH		QTY IN PACKAGE	PART NUMBER
		in.	mm	in.	mm		
CP7125, B15M	1	5/64	2	7	178	29	NP123905
CP0952	1	5/64	2	7	178	53	NP123906
CP7125, B15M, B16M, B18M, B19M	1	5/64	2	7	178	100	615 399 8160
CP7115	1	1/8	3	5	127	12	895 101 1498
CP7120, CP7125, B16M, B16MV, B18M, B18MV, CP0456, CP9356	1	1/8	3	5	127	19	P136403
B15M, CP0951	1	1/8	3	7	178	12	NP123901
	1	1/8	3	7	178	19	894 015 9860
CP7120, CP7125, B16M, B16MV, B18M, B18MV, CP0456, CP9356	1 (High grade steel)	1/8	3	7	178	19	P100146
	1 (Stainless steel)	1/8	3	7	178	19	P106454
CP0952	1	1/8	3	7	178	23	NP123902
B19M, B19MV	1	1/8	3	7	178	28	NP123903
	1	1/8	3	7	178	100	615 399 8170
CP7120, CP7125, B15M, B16M, B16MV, B18M, B18MV, B19M, B19MV, B21M, CP0456	1 (Anti-sparking)	1/8	3	7	178	100	894 017 1565
	1	1/8	3	7	178	250	NP137638
	2	1/8	3	7	178	100	615 399 8190
	3	1/8	3	7	178	100	615 399 8210
B19M, B21M	1	5/32	4	7	178	100	615 399 8180
	2	5/32	4	7	178	100	615 399 8200
	3	5/32	4	7	178	100	615 399 8220

NEW

TOOL RETAINERS



MODEL USED	TYPE	PART NUMBER	DESCRIPTION
CP7111 / CP714 / CP716	1	205 048 7413	Quick Change
	1	A046095	Heavy Duty Quick Change
	2	A046096	Bee hive
	3	205 052 5333	Zip Change
	3	A046094	Heavy Duty Zip Change made in USA
CP717	4	894 015 8924	Posi Lock Quick Change
	4	A121721	Heavy Duty Posi Lock Quick Change made in USA
B15B(M)	1	A047095	Quick change retainer
	2	A047096	Bee hive
B16B(M) / B18B(M)	5	615 250 5240	1/2" Square Tool Retainer
	6	615 250 5230	Round adjustable sleeve
B19B(M)	5	615 250 5250	1/2" Square Tool Retainer
	6	615 250 5150	Round adjustable sleeve
B21B(M)	7	615 250 5380	1/2" Square Tool Retainer
	8	615 250 5190	Round adjustable sleeve
CP0456	8	615 250 5360	1/2" Square Tool Retainer
	9	615 250 5260	5/8" Hexagonal Tool Retainer
CP9356	7	615 250 5360	1/2" Square Tool Retainer
	8	615 250 5350	Round adjustable sleeve
	10	P103105	Round Nose
	11	P136983	Round Nose

Chipping

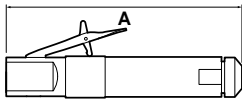


NEEDLE HOLDERS

The CP tools can use different types of needles to fit a bigger range of applications

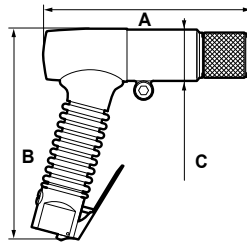
CAPACITY	5/64" (2 mm)	1/8" (3 mm)	5/32" (4 mm)
CP0952	NP123918 (Qty 53)	NP123922 (Qty 23)	
CP7125	895 101 1512 (Qty 29)	895 101 1513 (Qty 19)	
B15M	615 250 5310 (Qty 29)	615 250 5210 (Qty 12)	
B16M	615 250 5320 (Qty 51)	615 250 5140 (Qty 19)	
B18M	615 250 5320 (Qty 51)	615 250 5140 (Qty 19)	
B19M	615 250 5430 (Qty 65)	615 250 5170 (Qty 28)	615 250 5330 (Qty 19)
B21M		615 250 5370 (Qty 49)	615 250 5290 (Qty 35)

DIMENSIONS



MODEL	A	
	in.	mm
B15B	8	201
B16B	9	231
B16BV	16.7	425
CP7115	11.4	290
CP0951	13.4	340
CP7120	18	457
CP9356NS	9.4	238
CP9356WF	9.4	238
CP0456 LASAN	16.3	413
CP0456 LESAR	8.6	219
B15M	13.2	335
B16M	14.4	366
B16MV	14.2	360

For B20 series dimensions, please see the specifications table p.125.



AIR SCRIBE	A	
	in.	mm
CP9361	5.0	147
CP9160	5.8	127

PISTOL SHAPE	A		B		C	
	in	mm	in	mm	in	mm
CP7111	7.5	190	5.7	145	1.6	40
CP714	7.7	195	6.1	155	2	50
CP717	8.7	220	6.1	155	2.4	60
CP716	7.5	190	-	-	1.6	40
CP7125	12.4	315	4.7	120	1.7	45
RA1	7.5	190	5.1	130	1.2	30
RA1BL	7.5	190	5.1	130	1.2	30
RA2C	8.3	210	5.9	150	1.6	40
RA2H	8.3	210	5.9	150	1.6	40
GV5	15.2	385	-	-	-	-
B18B	6.8	173	6.7	170	1.7	43
B19B	7.5	191	7	180	2	51
B19B1	8.6	218	7	180	2	51
B21B	12.2	310	6.5	165	2.4	60
B18BV	16.5	420	7	180	2	50
B19BV	17.7	450	7	180	2.3	58
B18M	12.4	315	6.7	170	1.9	48
B19M	13.5	342	6.7	177	2.4	60
B21M	19	484	6.5	165	2.6	66
B18MV	13.4	340	7	180	2	50
B19MV	14.8	375	7	180	2.3	58
CP0952	12.6	320	-	-	2.5	64

Kits

CP717 Kit

Part No. T025365
Kit includes:



T020120	CP717 Hammer
A047071	Twin Blade Panel Cutter
A047050	Rivet Cutter
A047091	1-1/4" Smoothing Hammer
A047074	Straight Punch

CP714 Kit

Part No. T025364
Kit includes:




T012735	CP714 Hammer
A046073*	Flat Chisel
A046078*	Tapered Punch
A046074	Blank Chisel
A046071	Twin Blade Panel Cutter

*Kit comes with 5" chisel, accessories aside with 7" chisel

CP9361-1

Part No. T011970
Kit includes:



P043886	Air hose - 3/16" (5mm) bore - L: 8 ft (2.4m)
P056381	Air Filter assembly
P054177	Stylus - carbide tipped
P054207	Anvil for use with chisels & blank
P054183	Flat chisel
P054184	Chisel blank
P054182	Round nose chisel
P137979	Carrying case

CP7111 Kit

Part No. 894 117 1110
Kit includes:




894 107 1110	CP7111 Hammer
A046073	Flat Chisel
A046078	Tapered Punch
A046075	Spot Weld Splitter
-	Single Blade Panel Cutter
A046076	Edging Chisel
205 048 7413	Quick Change Retainer
205 052 4123	Oiler

CP7111HEX Kit

Part No. 894 117 1111
Kit includes:

894 107 1111	CP7111H Hammer
CA155786	Flat Chisel
CA157107	Tapered Punch
CA155792	Spot Weld Splitter
-	Single Blade Panel Cutter
-	Edging Chisel
205 048 7413	Quick Change Retainer
205 052 4123	Oiler

TUNE-UP KITS




MODEL	TUNE-UP KIT
CP7120	205 050 6933
CP7125	894 016 9838
CP7115	894 016 9996
CP7111/7111H	205 050 6863
CP9160	205 050 6913

Specialty Tools



CP offers a wide range of specialty tools to match your daily air tool needs:



Specialty Tools

Riveting & Caulking

CP9883



LIGHTWEIGHT & STRONG

FEATURES

- Air riveters for General Maintenance or Light-duty Production
- Compact size and composite body
- 3/16" (4.8mm) max. capacity
- Heavy pulling: up to 1,900 lbs (865 kg)
- Low vibrations and low noise level
- Includes: 3/32", 1/8", 5/32" and 3/16" (2.4, 3.2, 4 and 4.8 mm) nose pieces
- Jaw pusher for 2.4 & 3.2 mm rivets, jaws, syringe, service wrenches and oil bottle

BENEFITS

- Enlarge applications coverage
- Durable, reliable and easy to service
- Maximize operator comfort

CP9884

Similar features as CP9883 for longer rivets capacity : 1/4" (6.4 mm)

CP9885

Standard Cartridge

2" x 8-1/2" (50 x 210 mm)



AIR CAULKING GUN

FEATURES

- Standard caulking gun
- Trigger controled material flow
- Accepts standard cartridges: 2" x 8-1/2" (50x210 mm)

BENEFITS

- Labor time saving
- Easy to handle
- Operator comfort
- Ideal for seal joints on wood, composite, glass or even rubber and plastic materials



CP9882



EASY-TO-USE & RELIABLE

FEATURES

- Air riveter for General Maintenance
- Compact size
- 3/16" (4.8 mm) max. capacity
- For rivets in Aluminum, copper and softer materials
- Heavy pulling: up to 2,200 lbs (1,000 kg)
- Transparent container with holes for quick release of rivet ends
- Includes: nose pieces for rivets 3/32", 1/8", 5/32" and 3/16" (2.4, 3.2, 4 and 4.8 mm)

BENEFITS

- Simple construction for easy maintenance
- Great for trailer panels, number plates, and any type of panels maintenance



CP9884



See accessories on page 139

MODEL	PART NUMBER	MAX AXIAL PULLING LOAD		AIR CONS @LOAD		LENGTH		NET WEIGHT		VIBRATION LEVEL ISO 8662-12 (m/s ²)		SOUND PRESS	SOUND POWER	AIR INLET
		lb@85psi	kg	cfm	l/s	in.	mm	lb	kg	a	k			
CP9882	894 109 8820	2,200	1,000	4.0	1.9	8.9	225	3.3	1.5	<2.5	-	62	73	1/4
CP9883	894 109 8830	1,900	865	4.5	2.1	11.8	300	3.2	1.4	<2.5	-	55	66	1/4
CP9884	894 109 8840	3,530	1,600	9.0	4.3	12.2	310	4.2	1.9	<2.5	-	56	67	1/4
CP9885	615 197 9885	-	-	16.8	8.0	10.1	270	2.3	1.0	<2.5	-	71	82	1/4

All models: Hose int. 3/8" (9.5mm) - @90 PSI (@6.3 Bar)

Listed specifications are for reference only. Please check documents in each tool or on www.cp.com

CP9160




ENGRAVING PEN

FEATURES

- Very quiet engraving pen with an integrated 7,9 ft (2 m) hose
- High blows per minute (32.400 BPM)

BENEFITS

- Efficient engraving with low noise
- Precise & reliable
- Comfortable handling



CP9361

CP9361-1 Kit

AIR SCRIBE KIT



FEATURES

- Highest durability in the market
- Hose 8 ft (2.4m) length with air filter
- Convertible to a hammer or a light scaler

BENEFITS

- Long lasting due to Premium quality components
- Easy handling and Comfortable use
- Adjustable power for a variety of applications and materials such as: metals, plastics, ceramics, and glass



CP9361-1 Kit

CP9361

Same features as CP9361-1 Kit with the tool and the hose only



See accessories on page 139

MODEL	PART NUMBER	BLOWS PER MIN.	AIR CONS. @ LOAD		LENGTH		NET WEIGHT		VIBRATION LEVEL ISO 28927 (m/s ²)		SOUND PRESS. ISO 15744 - dB(A)	SOUND POWER.	HOSE INT.		AIR INLET
			cfm	l/s	in.	mm	lb	kg	a	K			in.	mm	
CP9160	615 197 9160	32,400	1.6	0.8	5.8	147	0.2	0.1	8.1	1.9	59	70	1/4	6	1/4
CP9361	T012644	13,500	0.2	0.1	5.0	127	0.3	0.1	5.1	2.4	79	90	3/16	5	1/4
CP9361-1 Kit	T011970	13,500	0.2	0.1	5.0	127	0.3	0.1	5.1	2.4	79	90	3/16	5	1/4

CP9160: Hose int. 1/4" (6mm) - CP9361 Hose int. 3/16" (5mm) - @90 PSI (@6.3 Bar)

Listed specifications are for reference only. Please check documents in each tool or on www.cp.com

CP7901



CP7901Kit

See details page 139



LOW VIBRATIONS

FEATURES

- Air reciprocating saw
- Very low vibrations
- 3/8" (10 mm) stroke length
- Great power and speed of 10,000 strokes per minute
- 360° swivel air inlet

BENEFITS

- Ergonomic design and comfortable easy handling
- Maximize operator comfort and productivity
- Premium tool for all cutting applications

CP881



RUGGED SAW

FEATURES

- Air reciprocating saw
- Power and speed of 9,500 strokes per minute
- Rugged construction
- Adjustable guard guide
- Comfortable rubber grip
- Includes (1) 32T saw blade

BENEFITS

- Cut through material with ease
- Powerful and durable
- Ideal tool for General Maintenance

CP7900



RUGGED SAW

FEATURES

- Air reciprocating saw
- Ergonomic design and robust housing handle
- Adjustable guard guide
- 3/8" (10 mm) stroke length
- Includes (1) each 18T, 28T, 32T replacement blades

BENEFITS

- Compact and lightweight for all general cutting
- Ideal tool for periodic usage



CP7900



See accessories on page 139

MODEL	PART NUMBER	STROKES PER MINUTE	STROKES		AIR CONS. @LOAD		NET WEIGHT		LENGTH		VIBRATION LEVEL ISO 28927 (m/s ²)		SOUND PRESS.	SOUND POWER	AIR INLET
			in.	mm	cfm	l/s	lb	kg	in.	mm	a	K			
CP881	T023916	9,500	3/8	10	6.0	2.8	1.6	0.7	8.6	219	23.2	6.6	84	95	1/4
CP7901	894 107 9011	10,000	3/8	10	5.5	2.6	1.9	0.8	9.0	229	<2.5	-	78	89	1/4
CP7900	894 107 9000	10,000	3/8	10	5.5	2.6	1.3	0.6	8.5	216	19.6	5.2	82	93	1/4

All models: Hose int. 3/8" (9.5mm) - @90 PSI (@6.3 Bar)

Listed specifications are for reference only. Please check documents in each tool or on www.cp.com

CP873



CP873K

See details page 139



LOW SPEED

FEATURES

- Low speed tire buffer
- Adjustable speed control
- Quick change slip chuck
- Lock-off lever to prevent accidental start-up
- Rear exhaust

BENEFITS

- Most popular tire buffer in the market
- Fast and easy change of buffing wheel
- Ideal for patchwork, roughing areas for recapping and cleaning tire moldings

CP861



20,000 RPM



DURABILITY & POWER

FEATURES

- Heavy-duty high speed cutter
- Rugged, energy efficient
- 0.5hp (370 W) motor
- Lightweight tool: 1.63 lbs (0.74kg)
- Square handle design for positive grip
- Lock-off lever to prevent accidental start-up

BENEFITS

- Power, durability and productivity
- Excellent for cutting through composite, fiberglass, steel metal, bolts, clamps.



CP874

CP874



22,000 RPM



HIGH-SPEED CUTTING

FEATURES

- High speed cutter
- Wheel diameter 2-7/8" (73 mm)
- Adjustable speed regulator
- Lock-off lever to prevent accidental start-up
- Rear exhaust

BENEFITS

- Precise and safe control
- Ideal for cutting through composite, sheet metal, bolts, etc.



See accessories on page 139

MODEL	PART NUMBER	POWER		CHUCK / WHEEL SIZE		FREE SPEED	AIR CONS @LOAD		LENGTH		WEIGHT		VIBRATION LEVEL ISO 28927 (m/s ²)		SOUND PRESS.	SOUND POWER	AIR INLET
		hp	W	in.	mm		rpm	cfm	l/s	in.	mm	lb	kg	a			
CP861	T022039	0.5	370	2-7/8	73	20,000	8.5	4.0	7.7	197	1.6	0.7	2.8	1.0	79	90	1/4
CP873	T025374	0.5	370	7/16 hex	11	2,800	13.0	6.1	8.2	210	2.2	1.0	<2.5	-	88	99	1/4
CP874	T025375	0.5	370	2-7/8	73	22,000	12.5	5.9	7.2	184	1.7	0.7	4.0	4.0	88	99	1/4

All models: Hose int. 3/8" (9.5mm) - @90 PSI (@6.3 Bar)

Listed specifications are for reference only. Please check documents in each tool or on www.cp.com

Specialty Tools



CP835



GOOD CUTTING CONTROL

FEATURES

- Heavy-duty nibbler
- Rugged head and 1.77" diameter punch cuts steel up to .060" (16 gauges) and aluminum up to .102 (10 gauges)
- Easy access to punch and die for quick replacement
- Lock-off lever for low-speed starting
- 4 optional cutting positions

BENEFITS

- Easy to operate and control
- Perfect for accurate cutting and best for tight corners and circles
- Used for nibbling plastic, tin, aluminum and others metals

CP785S



RELIABLE & POWERFUL

FEATURES

- Heavy-duty pistol shear
- Powerful efficient 0.5 hp (370 W) motor to cut up to 18-gauge steel (1.1 mm - 0.04")
- Triple idler planetary gearing
- Ergonomic handle design

BENEFITS

- Smooth operation and extended life
- Operator comfort
- Reliable cutting performance
- Excellent tool for cutting square and angles in all types of aluminum, tin and steel

CP9705



CP9710

Similar features as CP9705 with lower strokes/min

POWERFUL & PRECISE

FEATURES

- Air file 0.2" (5mm) stroke
- Lock-offlever to prevent accidental start-up
- 360° swivel air inlet
- Rubber handle grip
- Includes 4 types of file: flat, half round, round, triangular

BENEFITS

- Excellent tool for use in confined areas
- Ideal for precise work
- Deburring or sharpening sheet metal, iron or plastic



CP9710



See accessories on page 139

MODEL	PART NUMBER	STROKES PER MIN	AIR CONS @LOAD		LENGTH		WEIGHT		VIBRATION LEVEL ISO 28927 (m/s ²)		SOUND PRESS. ISO 15744 - dB(A)	SOUND POWER	AIR INLET
			cfm	l/s	in.	mm	lb	kg	a	K			
CP785S	T023200	2,400	15.5	7.3	8.2	229	2.5	0.8	3.2	3.0	84	95	1/4
CP835	T022550	2,750	17.0	8.0	7.5	216	2.2	0.5	5.4	3.0	86	97	1/4
CP9705	615 193 9705	12,000	6.0	2.8	8.0	204	1.2	0.5	5.0	3.0	73	84	1/4
CP9710	615 193 9710	8,000	6.0	2.8	9.8	250	1.3	0.5	5.0	3.0	63	74	1/4

All models: Hose int. 3/8" (9.5mm) - @90 PSI (@6.3 Bar)

Listed specifications are for reference only. Please check documents in each tool or on www.cp.com



Spares & Accessories

Kits

CP7901 Kit

Part No. 894 107 9010

Kit includes:

- (1) Heavy duty saw CP7901
- (5) Each 18T, 24T, 32T blades
- (1) Swivel inlet in a heavy duty case



CP873 Kit

Part No. T024362

Kit includes:

- (1) Tire buffer CP873
- (1) Whip hose and exhaust hose



OPTIONAL ACCESSORIES

SAW BLADES FOR CP7901



ACCESSORIES	PART NUMBER
18T Saw blades (5)	894 015 8775
24T Saw blades (5)	894 015 8776
32T Saw blades (5)	894 015 8777

PUNCH FOR CP835

ACCESSORIES	PART NUMBER
Punch set	KF137310
Die	KF137273

SAW BLADES FOR CP7900 & CP881




ACCESSORIES	PART NUMBER
18T Saw blades (5)	CA146719
24T Saw blades (5)	CA146720
32T Saw blades (5)	CA146721

WHEELS FOR CP861 & CP874

ACCESSORIES	PART NUMBER
Package of 5 wheels (ø 2-7/8"x1/16"x3/8" - 73x1.6x9.52mm)	CA155312




SHANK FILE FOR CP9705 AND CP9710



ACCESSORIES	PART NUMBER
0.2" (5mm) Shank file rectangular (5)	205 051 9113
0.2" (5mm) Shank file round (5)	205 051 9123
0.2" (5mm) Shank file half round (5)	205 051 9133
0.2" (5mm) Shank file triangular (5)	205 051 9143

TUNE-UP KIT



MODEL	TUNE-UP KIT
CP9882	894 016 9881
CP9160	205 050 6913

Air Line Network



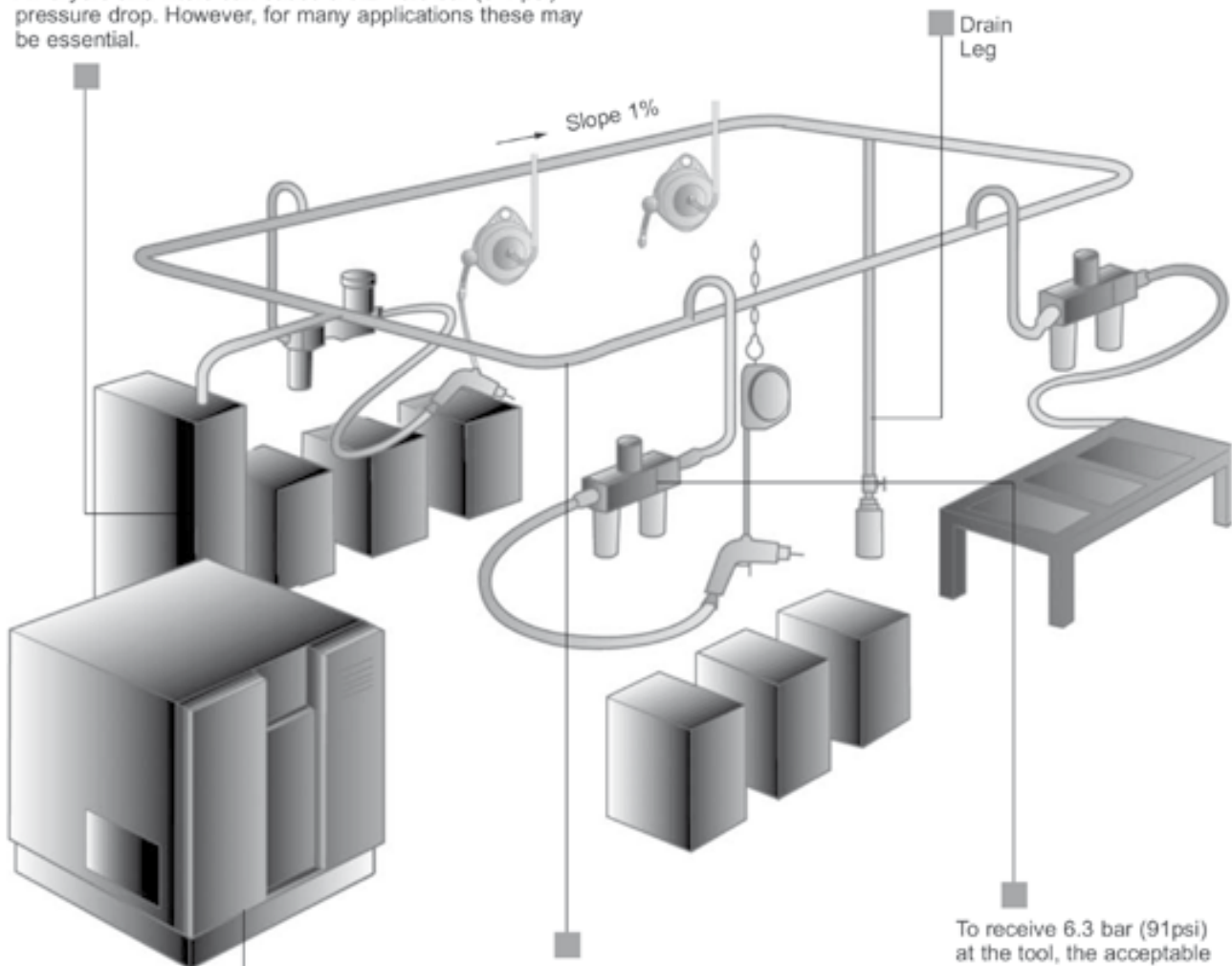
Air Line Network

Chicago Pneumatic Air Preparation Units are designed to help you get maximum performance from your tools.

They ensure minimal pressure drop and thus minimum energy losses in the air distribution system, benefiting the environment and cutting your operating costs.

The lifetimes of your tools will be extended by using air preparation units and with that comes lower repair costs and less downtime. A correct air installation guarantees productivity and good total economy.

Air dryers and filters can cause a 0.2 - 0.3 bar (3-4 psi) pressure drop. However, for many applications these may be essential.



A carefully designed network virtually eliminates pressure drop. We recommend a Ring Main layout which has a slope away from the input of 1%.

To receive 6.3 bar (91psi) at the tool, the acceptable maximum pressure drop from airline accessories is 0.6 bar (9 psi). A combination of high performance components and careful engineering will achieve this.

A normal compressor can deliver up to 7.5 bar (109 psi) air line pressure, depending on start and stop settings.

Air Preparation Units



FILTERS, REGULATORS, LUBRICATORS

Why should you use a filter, regulator and lubricator ?

The use of a filter, regulator and lubricator (in that order) for pretool air preparation is strongly recommended by Chicago Pneumatic. Proper air preparation will result in improved tool performance and increased tool life. The units should be mounted as close to the tool as possible, preferably right where the tool hose is connected to the system. To realize their full value, these units should be checked on a regular assigned basis by maintenance workers or the operators themselves.

AIR FILTER

Filter separates impurities such as water and solid particles.

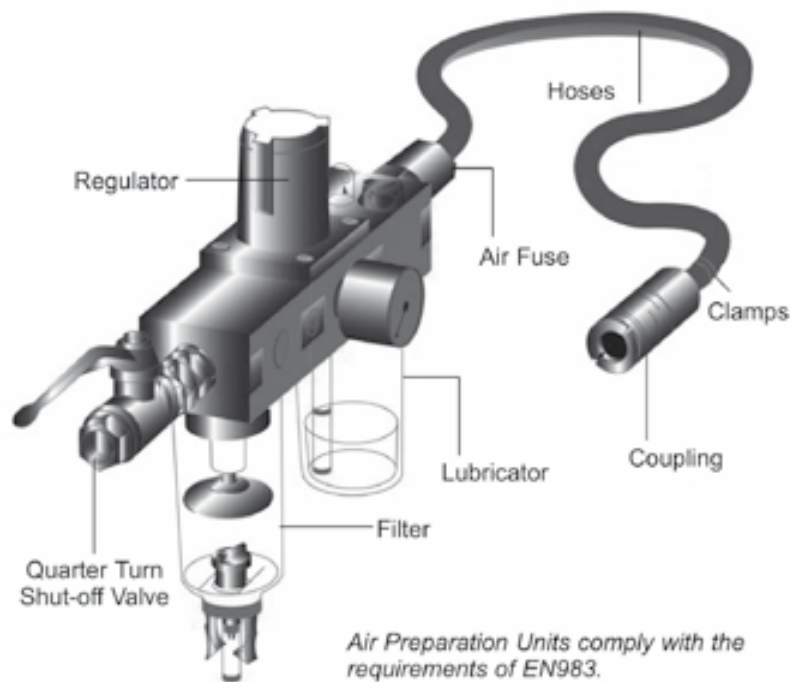
Not using filters in combination with air tools leads to shorter service life, higher maintenance costs and lower efficiency. Old air systems with cool dryers, for instance, generate a lot of rust and running tools without installing a filter could damage the tool in less than a week.

Chicago Pneumatic filters separate up to 98% of the water when operating within their working range. All three types (Small, Medium and Big) are very low pressure drop.

REGULATOR

The regulator ensures that the pre-set working pressure remains constant - regardless of pressure variations in the intake air and minor variations in the airflow rate. For example, a pressure of 1 bar higher than necessary results in a 16% increase in air consumption.

Spring controlled regulators are quick acting and therefore should be used for all types of air tools.



TOOL PRESSURE	AIR CONSUMPTION
91 psi (6 bar)	100 %
101 psi (7 bar)	110 %
116 psi (8 bar)	125 %

LUBRICATORS

If lubricators are not used, tool motor vanes will need to be changed more often. The life of the vanes may decrease to as little as 1/10th of the normal working time. The oil fog lubricator is the most common type of lubricator. It supplies a mist of oil to the air hose.

DIFFERENT TYPES OF FRL	PORT SIZE IN.	AIR FLOWS AT 6 BARS L/S CFM (L/S)
Small units	1/4	Up to 19 (9)
	3/8	Up to 29.7 (14)
Medium units	1/2	Up to 78.4 (37)
Big units	1	Up to 175.9 (83)

Selection Guide

KIT : NPT + EASY FLOW ISO 6150B MIL-C4109 COUPLINGS/NIPPLES



	TOOL MODEL	FRL KIT	HOSE KIT	HOSE WHIP	AIR FLEX	CLOSED HOSE REEL KIT	OPEN HOSE REEL KIT
IMPACTS							
	1/4"	CP719QC	6153980405	6153980605	8940171569	6153980525	6153980705
	3/8"	CP721 / CP724H / CP7729 / CP8222 / CP6300 / CP6031	6153980405	6153980605	8940171569	6153980525	6153980705
	1/2"	CP7739 / CP749 / CP8242 (52) / CP7748 / CP7759Q	6153980405	6153980605	8940171569	6153980525	6153980705
	1/2"	CP734H / CP9541 / CP65 series / CP6041	6153980405	6153980605	8940171569	6153980525	6153980705
	3/4"	CP7769 / CP7763	6153980405	6153980615	6153980465	8940171571	6153980715
	3/4"	CP772H / CP8272 / CP9561 / CP6060 series	6153980405	6153980615	6153980465	8940171571	6153980715
	1"	CP7779 / CP7773	6153980405	6153980615	6153980465	8940171571	6153980715
	1"	CP894 / CP6910 - P24 / CP0611series / CP7780	6153980415	6153980635	6153980475	8940171567	
	1"	CP6920 - D24 / CP6110 series	6153980415	6153980635	6153980475	8940171567	
	1 - 1/2"	CP6120 / CP0614 / CP6930	6153980415	6153980635	6153980475	8940171567	
RATCHETS							
		CP825T / CP828H / CP7830HQ	6153980405	6153980605	8940171569	6153980525	6153980705
SCREWDRIVERS							
	Impact	CP2036 / CP2037 / CP2041 / CP2042	6153980405	6153980605	8940171569	6153980525	6153980705
	DD & Positive	CP2780 / CP2755 / CP2765 / CP2754 / CP2764	6153980405	6153980605	8940171569	6153980525	6153980705
	Cushion	CP2612 / CP2623 / CP2006 / CP2009 / CP2011	6153980405	6153980605	8940171569	6153980525	6153980705
	Shut off	CP2611 / CP2621 / CP2622 / CP2005 / CP2003	6153980405	6153980605	8940171569	6153980525	6153980705
GRINDERS							
	High speed die grinders	CP3000-600CR / CP9104Q	6153980405	6153980605	8940171569	6153980525	6153980705
	Compact die grinders	CP875 / CP876 / CP91series / CP860	6153980405	6153980605	8940171569	6153980525	6153980705
	Die grinders	CP9113 / CP3109 / CP3119	6153980405	6153980615	6153980465	8940171571	6153980715
	Straight grinders	CP3249	6153980415	6153980635	6153980475	8940171567	
	Angle compact grinders	CP7500D / CP91series / CP3019 / CP854	6153980405	6153980605	8940171569	6153980525	6153980705
	Angle grinders	CP3109 / CP3450 / CP3650	6153980405	6153980615	6153980465	8940171571	6153980715
	Large angle grinders	CP9123 / CP3850	6153980415	6153980635	6153980475	8940171567	
	Vertical grinders	CP3349	6153980415	6153980635	6153980475	8940171567	
SANDERS							
	Pistol	CP3070 / CP9778	6153980405	6153980605	8940171569	6153980525	6153980705
	Angle	CP7202 / CP3030 / CP3019	6153980405	6153980605	8940171569	6153980525	6153980705
	Orbital	CP7220 / CP7250 / CP9534 / CP9674	6153980405	6153980605	8940171569	6153980525	6153980705
	Belt sanders	CP5080 / CP858 / CP9779 / CP9780	6153980405	6153980605	8940171569	6153980525	6153980705
HAMMERS							
	Hammers	CP7111 / CP714 / CP717 / RA1 / RA2	6153980405	6153980605	8940171569	6153980525	6153980705
	Hammers	B series	6153980405	6153980605	8940171569	6153980525	6153980705
	Hammers	GV5	6153980405	6153980605	8940171569	6153980525	6153980705
	Needle scalars	CP7115 / CP7125 / CP0456 / Bseries	6153980405	6153980605	8940171569	6153980525	6153980705
	Needle scalars	CP0951 / CP0952 / CP9356	6153980405	6153980615	6153980465	8940171571	6153980715
DRILLS							
		CP7300 / CP9790 / CP785 / CP789 / CP887	6153980405	6153980605	8940171569	6153980525	6153980705
		CP879 / CP1014 / CP1117	6153980405	6153980605	8940171569	6153980525	6153980705
		CP1816 / CP1820 / CP1720	6153980415	6153980635	6153980475	8940171567	

Selection Guide

KIT : NPT + EASY FLOW ISO 6150B MIL-C4109 COUPLINGS/NIPPLES



KIT DESCRIPTION	PART NUMBER	KIT CONTENT
FRL KIT		
	615 398 0395	1/4" NPT Ball valve + 2 Stage 1/4" FRL + 1/4" EF Coupling ISO 6150B 8mm
	615 398 0405	1/2" NPT Ball valve + 2 Stage 1/2" FRL + 1/2" EF Coupling ISO 6150B 8mm
	615 398 0415	3/4" NPT Ball valve + 2 Stage 3/4" FRL + 3/4" EF Coupling ISO 6150B 11mm
HOSE KIT		
	615 398 0595	Hose Kit: 1/4" EF Nipple ISO 6150B 8mm + 8m 5/16" Polyuretane hose + EF Coupling ISO 6150B 8mm Nipple's kit for tool 1/4" & 1/8"
	615 398 0605	Hose Kit: 1/4" EF Nipple ISO 6150B 8mm + 8m 3/8" Polyuretane hose + EF Coupling ISO 6150B 8mm Nipple's kit for 1/4" & 3/8" tool inlet
	615 398 0615	Hose Kit: 3/8" EF Nipple ISO 6150B 8mm + 8m 1/2" Polyuretane hose + EF Coupling ISO 6150B 8mm Nipple's kit for 3/8" tool inlet
	615 398 0625	Hose Kit: 1/4" EF Nipple ISO 6150B 8mm + 8m 1/4" Polyuretane hose + EF Coupling ISO 6150B 8mm Nipple's kit for 1/8" tool inlet
	615 398 0635	Hose Kit: 1/2" EF Nipple ISO 6150B 11mm + 8m 5/8" Polyuretane hose + EF Coupling ISO 6150B 11mm Nipple's kit for 3/8" & 1/2" tool inlet
HOSE WHIP KIT		
	615 398 0465	Rubber hose whip 3/8" NPT 13mm ID + EF Nipple ISO 6150B 11mm
	615 398 0475	Rubber hose whip 1/2" NPT 16mm ID + EF Nipple ISO 6150B 11mm
CLOSED HOSE REEL KIT		
	615 398 0515	HRNS Polyurethane Hose Reel 8mm ID, 10m length + EF Nipple and Coupling ISO 6150B 8mm
	615 398 0525	HRNM Polyurethane Hose Reel 10mm ID, 10m length + EF Nipple and Coupling ISO 6150B 8mm
OPEN HOSE REEL KIT		
	615 398 0705	HRNO M Polyurethane Hose Reel 10mm ID, 16m length + EF Nipple and Coupling ISO 6150B 8mm
	615 398 0715	HRNO L Polyurethane Hose Reel 13mm ID, 16m length + EF Nipple and Coupling ISO 6150B 8mm

Selection Guide

KIT : BSP + EASY FLOW EURO SERIES COUPLINGS/NIPPLES








		TOOL MODEL	FRL KIT	HOSE KIT	HOSE WHIP	AIR FLEX	CLOSED HOSE REEL KIT	OPEN HOSE REEL KIT
IMPACTS								
	1/4"	CP719QC	6153980375	6153980565		8940171568	6153980505	6153980685
	3/8"	CP721 / CP724H / CP7729 / CP8222 / CP6300 / CP6031	6153980375	6153980565		8940171568	6153980505	6153980685
	1/2"	CP7739 / CP749 / CP8242 (52) / CP7748 / CP7759Q	6153980375	6153980565		8940171568	6153980505	6153980685
	1/2"	CP734H / CP9541 / CP65 series / CP6041	6153980375	6153980565		8940171568	6153980505	6153980685
	3/4"	CP7769 / CP7763	6153980375	6153980575	6153980445	8940171570		6153980695
	3/4"	CP772H / CP8272 / CP9561 / CP6060 series	6153980375	6153980575	6153980445	8940171570		6153980695
	1"	CP7779 / CP7773	6153980375	6153980575	6153980445	8940171570		6153980695
	1"	CP894 / CP6910 - P24 / CP0611series / CP7780	6153980385	6153980585	6153980445	8940171566		
	1"	CP6920 - D24 / CP6110 series	6153980385	6153980585	6153980445	8940171566		
	1 - 1/2"	CP6120 / CP0614 / CP6930	6153980385	6153980585	6153980445	8940171566		
RATCHETS								
		CP825T / CP828H / CP7830HQ	6153980375	6153980565		8940171568	6153980505	6153980685
SCREWDRIVERS								
	Impact	CP2036 / CP2037 / CP2041 / CP2042	6153980375	6153980565		8940171568	6153980505	6153980685
	DD & Positive	CP2780 / CP2755 / CP2765 / CP2754 / CP2764	6153980375	6153980565		8940171568	6153980505	6153980685
	Cushion	CP2612 / CP2623 / CP2006 / CP2009 / CP2011	6153980375	6153980565		8940171568	6153980505	6153980685
	Shut off	CP2611 / CP2621 / CP2622 / CP2005 / CP2003	6153980375	6153980565		8940171568	6153980505	6153980685
GRINDERS								
	High speed die grinders	CP3000-600CR / CP9104Q	6153980375	6153980565		8940171568	6153980505	6153980685
	Compact die grinders	CP875 / CP876 / CP91series / CP860	6153980375	6153980565		8940171568	6153980505	6153980685
	Die grinders	CP9113 / CP3109 / CP3119	6153980375	6153980575	6153980445	8940171570		6153980695
	Straight grinders	CP3249	6153980385	6153980585	6153980445	8940171566		
	Angle compact grinders	CP7500D / CP91series / CP3019 / CP854	6153980375	6153980565		8940171568	6153980505	6153980685
	Angle grinders	CP3109 / CP3450 / CP3650	6153980375	6153980575	6153980445	8940171570		6153980695
	Large angle grinders	CP9123 / CP3850	6153980385	6153980585	6153980445	8940171566		
Vertical grinders	CP3349	6153980385	6153980585	6153980445	8940171566			
SANDERS								
	Pistol	CP3070 / CP9778	6153980375	6153980565		8940171568	6153980505	6153980685
	Angle	CP7202 / CP3030 / CP3019	6153980375	6153980565		8940171568	6153980505	6153980685
	Orbital	CP7220 / CP7250 / CP9534 / CP9674	6153980375	6153980565		8940171568	6153980505	6153980685
	Belt sanders	CP5080 / CP858 / CP9779 / CP9780	6153980375	6153980565		8940171568	6153980505	6153980685
HAMMERS								
	Hammers	CP7111 / CP714 / CP717 / RA1 / RA2	6153980375	6153980565		8940171568	6153980505	6153980685
	Hammers	B series	6153980375	6153980565		8940171568	6153980505	6153980685
	Hammers	GV5	6153980375	6153980565		8940171568	6153980505	6153980685
	Needle scalars	CP7115 / CP7125 / CP0456 / Bseries	6153980375	6153980565		8940171568	6153980505	6153980685
	Needle scalars	CP0951 / CP0952 / CP9356	6153980375	6153980575	6153980445	8940171570		6153980695
DRILLS								
		CP7300 / CP9790 / CP785 / CP789 / CP887	6153980375	6153980565		8940171568	6153980505	6153980685
		CP879 / CP1014 / CP1117	6153980375	6153980565		8940171568	6153980505	6153980685
		CP1816 / CP1820 / CP1720	6153980385	6153980585	6153980445	8940171566		

Selection Guide

KIT : BSP + EASY FLOW EURO SERIES COUPLINGS/NIPPLES



KIT DESCRIPTION	PART NUMBER	KIT CONTENT
FRL KIT		
	615 398 0365	1/4" BSP Ball valve + 2 Stage 1/4" FRL + 1/4" EF Coupling EURO 7,6mm
	615 398 0375	1/2" BSP Ball valve + 2 Stage 1/2" FRL + 1/2" EF Coupling EURO 7,6mm
	615 398 0385	3/4" BSP Ball valve + 2 Stage 3/4" FRL + 3/4" EF Coupling EURO 10,4mm
HOSE KIT		
	615 398 0555	Hose Kit: 1/4" EF Nipple EURO 7,6mm + 8m 1/4" Polyuretane hose + EF Coupling EURO 7,6mm Nipple's kit for tool 1/4" & 1/8"
	615 398 0565	Hose Kit: 1/4" EF Nipple EURO 7,6mm + 8m 3/8" Polyuretane hose + EF Coupling EURO 7,6mm Nipple's kit for 1/4" & 1/8" tool inlet
	615 398 0575	Hose Kit: 3/8" EF Nipple EURO 7,6mm + 8m 1/2" Polyuretane hose + EF Coupling EURO 7,6mm Nipple's kit for 3/8" tool inlet
	615 398 0585	Hose Kit: 1/2" EF Nipple EURO 10,4mm + 8m 5/8" Polyuretane hose + EF Coupling EURO 10,4mm Nipple's kit for 3/8" & 1/2" tool inlet
HOSE WHIP KIT		
	615 398 0445	Rubber hose whip 3/8" BSP 13mm ID + EF Nipple EURO 10,4mm
	615 398 0455	Rubber hose whip 1/2" BSP 16mm ID + EF Nipple EURO 10,4mm
CLOSED HOSE REEL KIT		
	615 398 0495	HRS Polyurethane Hose Reel 8mm ID, 10m length + EF Nipple and Coupling EURO 7,6mm
	615 3980 505	HRM Polyurethane Hose Reel 10mm ID, 10m length + EF Nipple and Coupling EURO 7,6mm
OPEN HOSE REEL KIT		
	615 398 0685	HROM Polyurethane Hose Reel 10mm ID, 16m length + EF Nipple and Coupling EURO 7,6mm
	615 398 0695	HROL Polyurethane Hose Reel 13mm ID, 16m length + EF Nipple and Coupling EURO 7,6mm

Selection Guide

KIT : NPT + EASY FLOW ASIA 7,5 MM



	TOOL MODEL	FRL KIT	HOSE KIT	HOSE WHIP	AIR FLEX	CLOSED HOSE REEL KIT	OPEN HOSE REEL KIT
IMPACTS							
	1/4"	CP719QC	6153980435	6153980655	8940171569	6153980545	6153980725
	3/8"	CP721 / CP724H / CP7729 / CP8222 / CP6300 / CP6031	6153980435	6153980655	8940171569	6153980545	6153980725
	1/2"	CP7739 / CP749 / CP8242 (52) / CP7748 / CP7759Q	6153980435	6153980655	8940171569	6153980545	6153980725
	1/2"	CP734H / CP9541 / CP65 series / CP6041	6153980435	6153980655	8940171569	6153980545	6153980725
	3/4"	CP7769 / CP7763	6153980435	6153980665	6153980485	8940171571	6153980735
	3/4"	CP772H / CP8272 / CP9561 / CP6060 series	6153980435	6153980665	6153980485	8940171571	6153980735
	1"	CP7779 / CP7773	6153980435	6153980665	6153980485	8940171571	6153980735
	1"	CP894 / CP6910 - P24 / CP0611series / CP7780	6153980415	6153980675	6153980475	8940171567	
	1"	CP6920 - D24 / CP6110 series	6153980415	6153980675	6153980475	8940171567	
	1 - 1/2"	CP6120 / CP0614 / CP6930	6153980415	6153980675	6153980475	8940171567	
RATCHETS							
		CP825T / CP828H / CP7830HQ	6153980435	6153980655	8940171569	6153980545	6153980725
SCREWDRIVERS							
	Impact	CP2036 / CP2037 / CP2041 / CP2042	6153980435	6153980655	8940171569	6153980545	6153980725
	DD & Positive	CP2780 / CP2755 / CP2765 / CP2754 / CP2764	6153980435	6153980655	8940171569	6153980545	6153980725
	Cushion	CP2612 / CP2623 / CP2006 / CP2009 / CP2011	6153980435	6153980655	8940171569	6153980545	6153980725
	Shut off	CP2611 / CP2621 / CP2622 / CP2005 / CP2003	6153980435	6153980655	8940171569	6153980545	6153980725
GRINDERS							
	High speed die grinders	CP3000-600CR / CP9104Q	6153980435	6153980655	8940171569	6153980545	6153980725
	Compact die grinders	CP875 / CP876 / CP91series / CP860	6153980435	6153980655	8940171569	6153980545	6153980725
	Die grinders	CP9113 / CP3109 / CP3119	6153980435	6153980665	6153980485	8940171571	6153980735
	Straight grinders	CP3249	6153980415	6153980675	6153980475	8940171567	
	Angle compact grinders	CP7500D / CP91series / CP3019 / CP854	6153980435	6153980655	8940171569	6153980545	6153980725
	Angle grinders	CP3109 / CP3450 / CP3650	6153980435	6153980665	6153980485	8940171571	6153980735
	Large angle grinders	CP9123 / CP3850	6153980415	6153980675	6153980475	8940171567	
	Vertical grinders	CP3349	6153980415	6153980675	6153980475	8940171567	
SANDERS							
	Pistol	CP3070 / CP9778	6153980435	6153980655	8940171569	6153980545	6153980725
	Angle	CP7202 / CP3030 / CP3019	6153980435	6153980655	8940171569	6153980545	6153980725
	Orbital	CP7220 / CP7250 / CP9534 / CP9674	6153980435	6153980655	8940171569	6153980545	6153980725
	Belt sanders	CP5080 / CP858 / CP9779 / CP9780	6153980435	6153980655	8940171569	6153980545	6153980725
HAMMERS							
	Hammers	CP7111 / CP714 / CP717 / RA1 / RA2	6153980435	6153980655	8940171569	6153980545	6153980725
	Hammers	B series	6153980435	6153980655	8940171569	6153980545	6153980725
	Hammers	GV5	6153980435	6153980655	8940171569	6153980545	6153980725
	Needle scalars	CP7115 / CP7125 / CP0456 / Bseries	6153980435	6153980655	8940171569	6153980545	6153980725
	Needle scalars	CP0951 / CP0952 / CP9356	6153980435	6153980665	6153980485	8940171571	6153980735
DRILLS							
		CP7300 / CP9790 / CP785 / CP789 / CP887	6153980435	6153980655	8940171569	6153980545	6153980725
		CP879 / CP1014 / CP1117	6153980435	6153980655	8940171569	6153980545	6153980725
		CP1816 / CP1820 / CP1720	6153980415	6153980675	6153980475	8940171567	

Selection Guide

KIT : NPT + EASY FLOW ASIA 7,5MM




KIT DESCRIPTION	PART NUMBER	KIT CONTENT
FRL KIT		
	615 398 0425	1/4" NPT Ball valve + 2 Stage 1/4" FRL + 1/4" EF Coupling ASIA 7,5mm
	615 398 0435	1/2" NPT Ball valve + 2 Stage 1/2" FRL + 1/2" EF Coupling ASIA 7,5mm
	615 398 0415	3/4" NPT Ball valve + 2 Stage 3/4" FRL + 3/4" EF Coupling ISO 6150B 11mm
HOSE KIT		
	615 398 0645	Hose Kit: 1/4" EF Nipple ASIA 7,5mm + 8m 5/16" Polyuretane hose + EF Coupling ASIA 7,5mm Nipple's ASIA kit for tool 1/4" & 1/8"
	615 3980 655	Hose Kit: 1/4" EF Nipple ASIA 7,5mm + 8m 3/8" Polyuretane hose + EF Coupling ASIA 7,5mm Nipple's ASIA kit for 1/4" & 3/8" tool inlet
	615 398 0665	Hose Kit: 3/8" EF Nipple ASIA 7,5mm + 8m 1/2" Polyuretane hose + EF Coupling ASIA 7,5mm Nipple's ASIA kit for 3/8" tool inlet
	615 398 0635	Hose Kit: 1/2" EF Nipple ASIA 7,5mm + 8m 1/2" Polyuretane hose + EF Coupling ASIA 7,5mm Nipple's ASIA kit for 3/8" tool inlet
	615 398 0675	Hose Kit: 1/2" EF Nipple ISO 6150B 11mm + 8m 5/8" Polyuretane hose + EF Coupling ISO 6150B 11mm Nipple's kit for 3/8" & 1/2" tool inlet
HOSE WHIP KIT		
	615 398 0485	Rubber hose whip 3/8" NPT 13mm ID + EF Nipple ASIA 7,5mm
	615 398 0475	Rubber hose whip 1/2" NPT 16mm ID + EF Nipple ASIA 7,5mm
CLOSED HOSE REEL KIT		
	615 398 0535	HRNS Polyurethane Hose Reel 8mm ID, 10m length + EF Nipple and Coupling ASIA 7,5mm
	615 398 0545	HRNM Polyurethane Hose Reel 10mm ID, 10m length + EF Nipple and Coupling ASIA 7,5mm
OPEN HOSE REEL KIT		
	615 398 0725	HRNO M Polyurethane Hose Reel 10mm ID, 16m length + EF Nipple and Coupling ASIA 7,5mm
	615 398 0735	HRNO L Polyurethane Hose Reel 13mm ID, 16m length + EF Nipple and Coupling ASIA 7,5mm

Air Preparation Units



FEATURES AND BENEFITS

- High air flow capacity: up to 220 cfm (104 l/s) to cover most of the pneumatic tool needs. Available in kits: 1/4", 1/2", 3/4", BSP or NPT, 2 or 3 stages units or individual units.
- Durable design including quick release bayonet metal bowls for rough working environments.
- (1) Liquid level indicator on the bowls for improved reading.
- (2) Filter with 5µm element pre-installed to optimize the air cleaning and with automatic drain valve.
- (3) Supplied with metal pressure gauge 0-10 bar (0-145 PSI) with metric and imperial scales.
- (4) 145 – 245 PSI (10-17 bar) inlet / outlet max. pressure.
- (5) Micro fog lubricator to optimize the air/oil ratio
- (6) Automatic drain valve
- (7) Manual drain



Max air flow Δ 14.5 PSI (1 bar)



FILTER-REGULATOR LUBRICATOR WITH PRESSURE GAUGE (0-150PSI - 0-10 BAR)	THREAD	MAX. AIR FLOW		MAX. PRESSURE INLET (PSI/BAR)	OIL CAPACITY		PART NUMBER	
		CFM	L/S		OZ	ML	NPT	BSP
2 STAGE	1/4 G	24	11	150/10	3.4	100	894 016 8515	894 016 8478
2 STAGE	1/2 G	110	50	246/17	6.8	201	894 016 8517	894 016 8480
2 STAGE	3/4 G	220	100	246/17	6.8	201	894 016 8519	894 016 8483
3 STAGE	1/4 G	24	11	150/10	3.4	100	894 016 8516	894 016 8479
3 STAGE	1/2 G	110	50	246/17	6.8	201	894 016 8518	894 016 8481
3 STAGE	3/4 G	220	100	246/17	6.8	201	894 016 8520	894 016 8484

Included with the units: Filter 5µm, Pressure gauge 0-150 psi - 0-10 bar, Microfog lubricator, Automatic drain valve

FILTER UNIT	THREAD	PART NUMBER	
		NPT	BSP
1 STAGE	1/4 G	894 016 9091	894 016 9090
1 STAGE	1/2 G	894 016 9099	894 016 9098
1 STAGE	3/4 G	894 016 9107	894 016 9106

REGULATOR UNIT	THREAD	PART NUMBER	
		NPT	BSP
1 STAGE	1/4 G	894 016 9093	894 016 9092
1 STAGE	1/2 G	894 016 9101	894 016 9100
1 STAGE	3/4 G	894 016 9109	894 016 9108

PRESSURE GAUGE	SIZE		Ø	MAX PRESSURE	PART NO.
	IN.	MM			
1/8" - 0-10	1/8"G	1.57	40	150 PSI (10bar)	894 016 9178
1/8" - 0-10	1/8"NTP	1.57	40	150 PSI (10bar)	894 016 9179
1/8" - 0-10	1/8"G	1.97	50	150 PSI (10bar)	894 016 9180
1/8" - 0-10	1/8"NTP	1.97	50	150 PSI (10bar)	894 016 9181

FRL PORTABLE STAND	PART NUMBER
COMPATIBLE WITH ALL SIZES OF CP FRL UNITS	894 016 9114

LUBRICATOR UNIT	THREAD	PART NUMBER	
		NPT	BSP
1 STAGE	1/4 G	894 016 9095	894 016 9094
1 STAGE	1/2 G	894 016 9103	894 016 9102
1 STAGE	3/4 G	894 016 9111	894 016 9110

FILTER-REGULATOR	THREAD	PART NUMBER	
		NPT	BSP
1 STAGE	1/4 G	894 016 9097	894 016 9096
1 STAGE	1/2 G	894 016 9105	894 016 9104
1 STAGE	3/4 G	894 016 9113	894 016 9112

SPRAY PAINT UNIT	PART NUMBER
Filter 0.01µM	894 016 9826





CHICAGO PNEUMATIC OFFERS THE HIGHEST QUALITY OF PVC, RUBBER AND POLYURETHANE HOSES IN THE INDUSTRIAL LINE TO COVER THE DIFFERENT NEEDS OF APPLICATIONS WITH POWER TOOLS

IN ADDITION TO THIS, THE EFFI SERIES IS DESIGNED WITH SPECIAL FEATURES SUCH AS LOW WEIGHT AND FLEXIBILITY, TO MEET THE HIGHEST ERGONOMIC DEMANDS, AS WELL AS ANTISTATIC FOR APPLICATIONS WITH ESD DEMANDS.

HOSES

HOSE RECOMMENDATIONS

DESCRIPTION	EFFI PVC ESD	EFFI PVC	EFFI MAX	PVC	POLYURETHAN	RUBBER
Flexibility	+++	+++	++	++	++	+
Lightweight	+++	+++	++	++	++	+
Outdoor	++	++	+++	+	+	+++
Spark resistant	-	-	+++	-	-	+++
Rough environment	++	++	+++	+	++	+++
Antistatic	+++	-	+++	-	-	+++
Temperature range	-5 to +140F° -15 to +60°C	-13 to +140F° -25 to +60°C	-40 to +194F° -40 to +90°C	-13 to +140F° -25 to +60°C	-22 to +176F° -30 to +80°C	-40 to +194F° -40 to +90°C



At recommended air flow the pressure drop is 2.9 PSI / 0.2bar with a hose length of 16 ft / 5m. Recommendation is to upgrade one size in diameter for every 32.8 ft / 10m of hose length.

EFFI SERIES

CP EFFI is a unique premium line of hoses designed with special features such as antistatic, extreme low weight, resistance and durability that will help the operator to maximize the tool productivity.

EFFI PVC ESD HOSES

Aimed to electrostatic sensitive devices manufacturers (electronics, radio, communication fields..)

- Antistatic
- Silicone free
- Extra flexible



DIMENSIONS (IDXOD)		LENGTH		MAX WORKING PRESSURE*	AIR FLOW		WEIGHT PER 98 FT / 30M		PART NUMBER
in. ID	mm	ft	m	PSI (bar)	cfm	l/s	lb	kg	
1/4	6x11	98.5	30	145 (10)	8.5	4.0	5.1	2.3	615 810 8430
5/16	8x12	98.5	30	130 (9)	15.8	7.5	5.7	2.6	615 810 8440
3/8	10x14	98.5	30	116 (8)	27.6	13	5.9	2.7	615 810 8450
1/2	13x18	98.5	30	101 (7)	44.5	21	10.8	4.4	615 810 8460

* With a safety factor of 37.4 at 68F° (3 at 20°C) (at the max temp of +140F° (+60°C) the working pressure should be reduced by 50%

EFFI PVC HOSES

Aimed to generic assembly applications

- Low weight
- Silicone free
- Ergonomic
- Extremely soft and flexible



DIMENSIONS (IDXOD)		LENGTH		MAX WORKING PRESSURE	AIR FLOW		WEIGHT PER 98 FT / 30M		PART NUMBER
in. ID	mm	ft	m	PSI (bar)	cfm	l/s	lb	kg	
1/4	6x9	98.5	30	261 (18)	8.5	4.0	2.6	1.2	615 810 8470
5/16	8x10.5	98.5	30	261 (18)	15.9	7.5	3.7	1.7	615 810 8480
3/8	10x13	98.5	30	203 (14)	27.6	13	4.6	2.1	615 810 8490
1/2	13x16.5	98.5	30	188 (13)	44.5	21	6.6	3.0	615 810 8500
5/8	16x21	98.5	30	159 (11)	91.1	43	11.9	5.4	615 810 8510
3/4	20x24	98.5	30	159 (11)	159	75	12.8	5.8	615 810 8520
1	25x31	98.5	30	145 (10)	265	125	22.9	10.4	615 810 8530

EFFI MAX HOSES

Aimed to generic grinding applications

- Extreme low weight
- Antistatic
- Rubber hose
- Soft and flexible
- Welding spatter resistant



DIMENSIONS (IDXOD)		LENGTH		MAX WORKING PRESSURE	AIR FLOW		WEIGHT PER 65.6 FT / 20M		PART NUMBER
in. ID	mm	ft	m	PSI (bar)	cfm	l/s	lb	kg	
3/8	9.5x12.5	65.6	20	232 (16)	27.6	13	6.4	2.9	894 016 9921
1/2	13x18.6	65.6	20	232 (16)	44.5	21	8.6	3.9	615 810 9000
5/8	16x22.5	65.6	20	232 (16)	91.1	43	10.6	4.8	615 810 9010
3/4	20x26.1	65.6	20	232 (16)	159	75	11.9	5.4	615 810 9020

Hoses

PVC, RUBBER AND POLYURETHANE HOSES

Standard quality hose in PVC, PUR and Rubber will provide the best quality product for the price for optimized work with pneumatic tools.



PVC HOSES

Aimed to heavy duty applications (workshops, factories, garages etc.) For indoor use.

- Long service life
- Pliable
- Transparent



DIMENSIONS (IDXOD)		LENGTH		MAX WORKING PRESSURE	AIR FLOW		WEIGHT PER 98 FT /30M		PART NUMBER
in. ID	mm	ft	m	PSI (bar)	cfm	l/s	lb	kg	
1/8	3x7	98.5	30	290 (20)	1.5	0.7	3.1	1.4	615 810 8540
3/16	5x9	98.5	30	261 (18)	4.4	2.1	4.2	1.9	615 810 8550
1/4	6x11	98.5	30	261 (18)	8.5	4.0	5.5	2.5	615 810 8560
5/16	8x12	98.5	30	261 (18)	15.8	7.5	6.4	2.9	615 810 8570
3/8	10x14	98.5	30	203 (14)	27.5	13	8.2	3.7	615 810 8580
1/2	13x18	98.5	30	188 (13)	44.5	21	13.0	5.9	615 810 8590
5/8	16x22	98.5	30	174 (12)	91.1	43	15.9	7.2	615 810 8600
3/4	20x25	98.5	30	174 (12)	159	75	18.3	8.3	615 810 8610
1	25x32	98.5	30	159 (11)	265	125	27.6	12.5	615 810 8620

RUBBER HOSES

Aimed to the most demanding tasks in construction, mining, shipyards, foundries etc.

- Durable
- Antistatic
- Grinding and welding spatter resistant



DIMENSIONS (IDXOD)		LENGTH		MAX WORKING PRESSURE	AIR FLOW		WEIGHT PER 98 FT /30M		PART NUMBER
in. ID	mm	ft	m	PSI (bar)	cfm	l/s	lb	kg	
3/8	10x16	65.6	20	232 (16)	27.5	13	7.9	3.6	615 810 8640
1/2	12.5x19.1	65.6	20	232 (16)	44.5	21	10.4	4.7	615 810 8650
5/8	16x23	65.6	20	232 (16)	91.1	43	13.4	6.1	615 810 8660
3/4	20x26.6	65.6	20	232 (16)	159	75	17.2	7.8	615 810 8680
1	25x34	65.6	20	232 (16)	265	125	26.0	11.8	615 810 8700

POLYURETHANE HOSES

Aimed to heavy duty applications for indoor and outdoor use

- Oil resistant
- Flexible
- Long service life
- PVC free: Environment friendly



DIMENSIONS (IDXOD)		LENGTH		MAX WORKING PRESSURE	AIR FLOW		WEIGHT PER 82 FT /25M		PART NUMBER
in. ID	mm	ft	m	PSI (bar)	cfm	l/s	lb	kg	
1/4	6.5x10	82	25	290 (20)	8.5	4.0	2.9	1.3	615 804 6230
5/16	8x12	82	25	290 (20)	15.9	7.5	4.8	2.2	615 804 6240
3/8	9.5x13	82	25	232 (16)	27.5	13.0	5.5	2.5	615 804 6250
1/2	13x18	82	25	188 (13)	44.5	21.0	8.8	4.0	615 804 6260

HOSE KITS

Hose kits are equipped with end thread fittings and available in short length, ready to connect and ready to use.



DIMENSIONS (IDXOD)		MALE	LENGTH		PART NUMBER		HOSE MATERIAL
in. ID	mm	in.	ft	m	NPT	BSP	
1/4	6.5x10	1/4	26.2	8	615 811 2130	615 804 6270	PU
5/16	8x12	1/4	26.2	8	615 811 2140	615 804 6280	PU
3/8	10x13	1/4	26.2	8	615 811 2150	615 804 6290	PU
3/8	10x13	3/8	26.2	8	615 811 2400	615 811 2380	PU
1/2	13x18	1/2	26.2	8	615 811 2160	615 804 6300	PU
1/2	13x18	3/8	26.2	8	615 811 2410	615 811 2390	PU
5/8	16x23	1/2	26.2	8	615 811 2680	615 811 2670	Rubber

RUBBER HOSE WHIPS

Always use a hose whip between the tool and the air supply hose. It provides safety and longer tool air inlet life.




HOSE DIAM.		THREAD SIZE	HOSE LENGTH		PART NUMBER	
in.	mm	in.	ft	m	NPT	BSP
3/8	10	1/4	2.0	0.6	CA047270	615 811 1920
1/2	13	3/8	2.0	0.6	CA049271	615 811 2640
1/2	13	1/2	2.0	0.6	CA049270	615 811 1930
5/8	16	1/2	2.0	0.6	615 811 2660	615 811 2650

POLYURETHANE SPIRAL HOSE

Spiral hose are especially adapted for tools used at varying distances. Vertically or horizontally, together with a balancer spiral hose, it is a step forward in ergonomics. Equipped with ball bearing at one end (except the 11x16), they can be directly connected at the tool outlet, avoiding the hose to twist.

- Self retractable
- Light and flexible
- Strong and durable



DIMENSIONS (IDXOD)		MALE THREADS	WORKING LENGTH		LENGTH			PART NUMBER	
in. ID	mm	in.	ft	m	A	B	C	NPT	BSP
					in. (mm)	in. (mm)	in. (mm)		
1/4	6.5x10	1/4	6.6	2	19.7 (500)	5.5 (140)	5.9 (150)	615 810 9670	615 804 6350
1/4	6.5x10	1/4	13.1	4	19.7 (500)	13 (330)	5.9 (150)	615 810 9680	615 804 6360
1/4	6.5x10	1/4	19.7	6	19.7 (500)	20.1 (510)	5.9 (150)	615 810 9690	615 804 6370
1/4	6.5x10	1/4	26.2	8	19.7 (500)	27.6 (700)	5.9 (150)	615 810 9700	615 804 6380
5/16	8x12	3/8	6.6	2	19.7 (500)	5.1 (130)	5.9 (150)	615 810 9710	615 804 6390
5/16	8x12	3/8	13.1	4	19.7 (500)	11.8 (300)	5.9 (150)	615 810 9720	615 804 6400
5/16	8x12	3/8	19.7	6	19.7 (500)	18.1 (460)	5.9 (150)	615 810 9730	615 804 6410
5/16	8x12	3/8	26.2	8	19.7 (500)	24.8 (630)	5.9 (150)	615 810 9740	615 804 6420
7/16	11x16	3/8	6.6	2	19.7 (500)	4.7 (120)	5.9 (150)	615 810 9750	615 804 6430
7/16	11x16	3/8	13.1	4	19.7 (500)	10.6 (270)	5.9 (150)	615 810 9760	615 804 6440
7/16	11x16	3/8	19.7	6	19.7 (500)	16.5 (420)	5.9 (150)	615 810 9770	615 804 6450
7/16	11x16	3/8	26.2	8	19.7 (500)	22.4 (570)	5.9 (150)	615 810 9780	615 804 6460

Hose Reels



CUSTOMERS BENEFITS

- No hoses on the ground for improved safety
- From 3.3 to 33 ft / 49 or 52 ft (1 to 10 / 15 or 16 m) hose lengths with feedback force for a clean work space
- Directional swivel-plate to help you correctly reach your application
- High airflow for maximum productivity
- Lightweight and flexible polyurethane hose to reduce operator fatigue
- Open Reels with rubber hose available for heavy-duty grinding/spark areas
- Working temperatures: -30°C+ 60°C (-4°F +140°F)

APPLICATIONS

- Workshops and service stations in the automotive, truck, earthmoving and farming industry
- Industrial assembly lines
- Shipyards, Foundries



A



HR S, HR M & HR L / Hose Reel Small Closed Composite Series
Compact and ergonomic plastic casing air hose reel
Airflow > 14.8 cfm (7 l/s)

B



HR M / Hose Reel Medium Closed Steel Series
Heavy-duty air hose reels in steel for longest lifetime
Airflow > 21.2 cfm (10 l/s)

C



HRO M / Hose Reel Medium Open Steel Series
Heavy-duty air hose reel in industrial quality
Airflow > 17.6 cfm (8.5 l/s)

D



HRO L / Hose Reel Large Open Steel Series
Heavy-duty air hose reel in industrial quality
Airflow > 33.6 cfm (16 l/s)

E



CP9445H 3/8HD / Hose Reel 50FT 15M
CP9455H 1/2HD / Hose Reel 50FT 15M Steel Series
Heavy-duty air hose reel in industrial quality

PIC REF	MODEL	THREAD TYPE	CONNECTION		LENGTH		Ø INTERNAL		FLUID	HOSE MATERIAL	INLET	WEIGHT		MAX. PRESSURE		AIR FLOW		PART NUMBER
			IN (in.)	OUT (in.)	ft	m	in.	mm				lb	kg	PSI	bar	cfm	l/s	
A	HR S HOSE REEL	BSP	1/4	1/4	33	10	5/16	8	Air	100% Polyurethane	feet lead-hose 3.3 ft (1m)	9.9	4.5	232	16	14.1	7	615 804 5020
A	HRN S HOSE REEL	NPT	1/4	1/4	33	10	5/16	8	Air	100% Polyurethane	feet lead-hose 3.3 ft (1m)	9.9	4.5	232	16	14.1	7	615 804 5030
A	HR M HOSE REEL	BSP	1/4	1/4	33	10	3/8	10	Air	100% PUR (1.2m)	feet lead-hose 4 ft	11	5	290	20	21.2	10	615 810 9610
A	HRN M HOSE REEL	NPT	1/4	1/4	33	10	3/8	10	Air	100% PUR (1.2m)	feet lead-hose 4 ft	11	5	290	20	21.2	10	615 810 9620
A	HR L HOSE REEL	BSP	1/4	1/4	49	15	3/8	10	Air	100% Polyurethane	feet lead-hose 3.3 ft (1m)	15.2	6.9	232	16	21.2	10	894 016 9825
A	HR L HOSE REEL	NPT	1/4	1/4	49	15	3/8	10	Air	100% Polyurethane	feet lead-hose 3.3 ft (1m)	15.2	6.9	232	16	21.2	10	894 016 9827
B	HR M HOSE REEL	BSP	1/4	1/4	33	10	3/8	10	Air	100% Polyurethane	feet lead-hose 4.9 ft (1.5m)	18.7	8.5	290	20	21.2	10	615 804 5040
B	HRN M HOSE REEL	NPT	1/4	1/4	33	10	3/8	10	Air	100% Polyurethane	feet lead-hose 4.9 ft (1.5m)	18.7	8.5	290	20	21.2	10	615 804 5050
C	HRO M HOSE REEL	BSP	1/4	1/4	52	16	3/8	10	Air	100% Polyurethane	feet lead-hose 4.9 ft (1.5m)	24.3	11	290	20	17.6	8.5	615 804 5060
C	HROR M HOSE REEL	BSP	3/8	3/8	49	15	3/8	10	Air / Water	Rubber (SBR+NR/SBR+EDM)	feet lead-hose 4.9 ft (1.5m)	24.3	11	290	20	17.6	8.5	615 804 5100
C	HRNO M HOSE REEL	NPT	1/4	1/4	52	16	3/8	10	Air	100% Polyurethane	feet lead-hose 4.9 ft (1.5m)	24.3	11	290	20	17.6	8.5	615 804 5070
C	HRNOR M HOSE REEL	NPT	3/8	3/8	49	15	3/8	10	Air / Water	Rubber (SBR+NR/SBR+EDM)	feet lead-hose 4.9 ft (1.5m)	24.3	11	290	20	17.6	8.5	615 804 5110
D	HRO L HOSE REEL	BSP	3/8	3/8	52	16	1/2	13	Air	100% Polyurethane	feet lead-hose 4.9 ft (1.5m)	30.9	14	290	20	33.5	16	615 804 5080
D	HROR L HOSE REEL	BSP	3/8	3/8	49	15	1/2	13	Water	Rubber (SBR+NR/SBR+EDM)	feet lead-hose 4.9 ft (1.5m)	30.9	14	290	20	33.5	16	615 804 5120
D	HRNO L HOSE REEL	NPT	3/8	3/8	52	16	1/2	13	Air	100% Polyurethane	feet lead-hose 4.9 ft (1.5m)	30.9	14	290	20	33.5	16	615 804 5090
D	HRNOR L HOSE REEL	NPT	3/8	3/8	49	15	1/2	13	Water	Rubber (SBR+NR/SBR+EDM)	feet lead-hose 4.9 ft (1.5m)	30.9	14	290	20	33.5	16	615 804 5130
E	CP9445H 3/8HD	NPT	3/8	3/8	49	15	3/8	10	Air / Water	Rubber	feet lead-hose 4.9 ft (1.5m)	50	22.7	300	21	-	-	894 109 4352
E	CP9455H 1/2HD	NPT	1/2	1/2	49	15	1/2	13	Air / Water	Rubber	feet lead-hose 4.9 ft (1.5m)	50	25.8	300	21	-	-	894 109 4551

Couplings

Chicago Pneumatic offers a wider range of couplings to create the best possible solution together with Power Tools. The range consists of four types of couplings with different characteristics, all with the focus on quality, ergonomics and performance. To cover most of the global needs Chicago Pneumatic offers three types of nipple profiles, Euro-, ISO 6150B- and the Asian profile. With the Easy Flow coupling Chicago Pneumatic can present a unique coupling with no air restriction, minimizing the pressure drop.



Thanks to its innovative design EF is suited for rough environment and it is easy and secure to connect and disconnect with the push and bend principle.

The safety feature in EF and Safety Couplings are vented versions to minimize the risk of sudden separation of coupling and nipple.

	AIR FLOW	SAFETY FEATURE	ROUGH ENVIRONMENT	DURABILITY	ERGONOMICS
EF	+++	++	++	++	+++
Safety	++	+++	+	+	+
Quick Release	++	-	+	++	+++
Claw	+++	-	+++	+++	-

Max air flow capacity (Delta 7.2 psi / 0.5 bar) - Economical air flow (Delta 2.9 psi / 0.2 bar)

CP FITTINGS ADAPTABILITY

NIPPLE		ISO6105B 6mm	EURO 7.6mm	EURO 10.4mm	ASIA 7.5mm
CEJN	310	X			
	320		X		
	410			X	
TEMA	1300	X			
	1600		X		
	1700			X	
ARO	23-23902	X			
RECTUS	14 - 22	X			
	25 (KA, KB, KD, KE, KL, KS)		X		
	26 (KA, KB, KE)		X		
	27			X	
PREVOST	ARM-ASC-ARC-06	X			
	ESC 07		X		
LEGRIS	14 - 22	X			
	25 (KA, KB, KD, KE, KL, KS)		X		
NITTO	Hi CUPLA200				X

EF COUPLING - EURO SERIES: EUROPE

EF COUPLING - EURO 7.6mm / Max air flow capacity 79 cfm / 37.5 l/s (Delta 7.2 psi / 0.5 bar)

NIPPLES EURO 7.6mm

Economical air flow 53 cfm - 25 l/s (Delta 2.9 psi / 0.2 bar)



MALE THREAD in.	PART NUMBER BSP
1/4	615 810 5140
3/8	615 810 5150
1/2	615 810 5160



FEMALE THREAD in.	PART NUMBER BSP
1/4	615 810 5170
3/8	615 8105 180
1/2	615 810 5190



HOSE CONNECTION mm	PART NUMBER
6	615 810 5500
8	615 810 5530
10	615 810 5540
13	615 810 5550



MALE THREAD in.	PART NUMBER	
	BSP	NPT
1/4	615 810 5880	615 810 5940
3/8	615 810 5890	615 810 5950
1/2	615 810 5900	615 810 5960



FEMALE THREAD in.	PART NUMBER BSP
1/4	615 810 5910
3/8	615 810 5920
1/2	615 810 5930



HOSE CONNECTION mm	PART NUMBER
6	615 810 6220
8	615 810 6250
10	615 810 6260
13	615 810 6270

EF COUPLING - EURO 10.4mm / Max air flow capacity 153 cfm - 72 l/s (Delta 7.2 psi / 0.5 bar)

NIPPLES EURO 10.4mm

Economical air flow 102 cfm - 48 l/s (Delta 2.9 psi / 0.2 bar)



MALE THREAD in.	PART NUMBER BSP
3/8	615 810 6390
1/2	615 810 6400
3/4	615 810 6410



FEMALE THREAD in.	PART NUMBER BSP
3/8	615 810 6420
1/2	615 810 6430
3/4	615 810 6440



HOSE CONNECTION mm	PART NUMBER
10	615 810 6510
13	615 810 6520
16	615 810 6530
19	615 810 6540



MALE THREAD in.	PART NUMBER	
	BSP	NPT
3/8	615 810 6650	615 810 6680
1/2	615 810 6660	615 810 6690
3/4	615 810 6670	615 810 6700



FEMALE THREAD in.	PART NUMBER BSP
3/8	615 810 6710
1/2	615 810 6720
3/4	615 810 6730



HOSE CONNECTION mm	PART NUMBER
10	615 810 6770
13	615 810 6780
16	615 810 6790
19	615 810 6800

Couplings



EF COUPLING - ISO 6150B MIL-C4109: NORTH AMERICA, FRANCE, ITALY

EF COUPLING - ISO 6150B 6mm / Max air flow capacity 36 cfm - 16.7 l/s (Delta 7.2 psi / 0.5 bar)
Economical air flow 23.3 cfm - 11 l/s (Delta 2.9 psi / 0.2 bar)

NIPPLES ISO 6150B 6 mm



MALE THREAD in.	PART NUMBER	
	NPT	BSP
1/4	615 810 4850	615 810 4790
3/8	615 810 4860	615 810 4800
1/2	615 810 4870	615 810 4810



FEMALE THREAD in.	PART NUMBER	
	NPT	BSP
1/4	615 810 4880	615 810 4820
3/8	615 810 4890	615 810 4830



HOSE CONNECTION mm	PART NUMBER
6	615 810 5300
8	615 810 5310
10	615 810 5320
13	615 810 5330



MALE THREAD in.	PART NUMBER	
	NPT	BSP
1/4	615 810 5620	615 810 5560
3/8	615 810 5630	615 810 5570
1/2	615 810 5640	615 810 5580



FEMALE THREAD in.	PART NUMBER	
	NPT	BSP
1/4	615 810 5650	615 810 5590
3/8	615 810 5660	615 810 5600
1/2	615 810 5670	615 810 5610



HOSE CONNECTION mm	PART NUMBER
6	615 810 6040
8	615 810 6050
10	615 810 6060
13	615 810 6070

EF COUPLING - ISO 6150B 8mm / Max air flow capacity 91 cfm - 43 l/s (Delta 7.2 psi / 0.5 bar)
Economical air flow 57 cfm - 27 l/s (Delta 2.9 psi / 0.2 bar)

NIPPLES ISO 6150B 8mm



MALE THREAD in.	PART NUMBER	
	NPT	BSP
1/4	615 810 4980	615 810 4920
3/8	615 810 4990	615 810 4930
1/2	615 810 5000	615 810 4940



FEMALE THREAD in.	PART NUMBER	
	NPT	BSP
1/4	615 810 5010	615 810 4950
3/8	615 810 5020	615 810 4960
1/2	615 810 5030	615 810 4970



HOSE CONNECTION mm	PART NUMBER
8	615 810 5380
10	615 810 5390
13	615 810 5400
16	615 810 5410



MALE THREAD in.	PART NUMBER	
	NPT	BSP
1/4	615 810 5740	615 810 5680
3/8	615 810 5750	615 810 5690
1/2	615 810 5760	615 810 5700



FEMALE THREAD in.	PART NUMBER	
	NPT	BSP
1/4	6158105770	615 810 5710
3/8	6158105780	615 810 5720
1/2	6158105790	615 810 5730



HOSE CONNECTION mm	PART NUMBER
8	615 810 6110
10	615 810 6120
13	615 810 6130
16	615 811 1330

EF COUPLING - ISO6150B 11mm / Max air flow capacity 162 cfm - 76.5 l/s (Delta 7.2 psi / 0.5 bar)
Economical air flow 110 cfm - 52 l/s (Delta 2.9 psi / 0.2 bar)

NIPPLES ISO 6150B 11mm



MALE THREAD in.	PART NUMBER	
	NPT	BSP
3/8	615 810 5090	615 810 5050
1/2	615 810 5100	615 810 5060
3/4	615 810 6350	615 810 6340



FEMALE THREAD in.	PART NUMBER	
	NPT	BSP
3/8	615 810 5110	615 810 5070
1/2	615 810 5120	615 810 5080
3/4	615 810 6370	615 810 6360



HOSE CONNECTION mm	PART NUMBER
10	615 810 5460
13	615 810 5470
16	615 810 5480
19	615 810 5490



MALE THREAD in.	PART NUMBER	
	NPT	BSP
3/8	615 810 5840	615 810 5800
1/2	615 810 5850	615 810 5810
3/4	615 810 6920	615 810 6910



FEMALE THREAD in.	PART NUMBER	
	NPT	BSP
3/8	615 810 5860	615 810 5820
1/2	615 810 5870	615 810 5830
3/4	615 810 6940	615 810 6930



HOSE CONNECTION mm	PART NUMBER
10	615 810 6180
13	615 810 6190
16	615 810 6200
19	615 810 6210

Couplings

EF COUPLING - ASIA 7.5MM: JAPAN, CHINA, INDIA

EF COUPLING - ASIA 7.5mm / Max air flow capacity 72 cfm - 34 l/s (Delta 7.2 psi / 0.5 bar) NIPPLES ASIA 7.5mm
 Economical air flow 48.7 cfm - 23 l/s (Delta 2.9 psi (0.2 bar))



MALE THREAD in.	PART NUMBER R
1/4	615 810 6560
3/8	615 810 6570
1/2	615 810 6580



MALE THREAD in.	PART NUMBER R
1/4	615 810 6810
3/8	615 810 6820
1/2	615 810 6830



FEMALE THREAD in.	PART NUMBER R
1/4	615 810 6590
3/8	615 810 6600
1/2	615 810 6610



FEMALE THREAD in.	PART NUMBER R
1/4	615 810 6840
3/8	615 810 6850
1/2	615 810 6870



HOSE CONNECTION mm	PART NUMBER
6	615 810 8710
8	615 810 6620
10	615 810 6630
13	615 810 6640



HOSE CONNECTION mm	PART NUMBER
6	615 810 6970
8	615 810 6880
10	615 810 6890
13	615 810 6900

SAFETY COUPLINGS

EURO 7.6mm / Max air flow capacity 72 cfm - 34 l/s (Delta 7.2 psi / 0.5 bar)
 Economical air flow 47 cfm - 22 l/s (Delta 2.9 psi (0.2 bar))



HOSE CONNECTION	PART NUMBER BSP
6	615 811 1660
8	615 811 1670
10	615 811 1680
12,5	615 811 1690



MALE THREAD in.	PART NUMBER BSP
1/4	615 811 1700
3/8	615 811 1710
1/2	615 811 1720



FEMALE THREAD in.	PART NUMBER BSP
1/4	615 811 1740
3/8	615 811 1750
1/2	615 811 1760

Nipples Euro 7.6mm see page 154



EURO 10.4mm / Max air flow capacity 134 cfm - 62 l/s (Delta 7.2 psi / 0.5 bar)
 Economical air flow 86.2 cfm - 40.7 l/s (Delta 2.9 psi (0.2 bar))



HOSE CONNECTION	PART NUMBER BSP
10	615 811 1840
13	615 811 1850
16	615 811 1860



MALE THREAD in.	PART NUMBER BSP
1/4	615 811 1870
3/8	615 811 1880
1/2	615 811 1890



FEMALE THREAD in.	PART NUMBER BSP
1/2	615 811 1900

Nipples Euro 10.4mm see page 154



CLAW COUPLINGS

Economical air flow 593 cfm - 280 l/s



MALE THREAD	PART NUMBER	
	NPT	BSP
3/8"	615 810 9070	615 810 9030
1/2"	615 810 9080	615 810 9040
3/4"	615 810 9090	615 810 9050
1"	615 810 9100	615 810 9060



FEMALE THREAD	PART NUMBER	
	NPT	BSP
3/8"	615 810 9150	615 810 9110
1/2"	615 810 9160	615 810 9120
3/4"	615 810 9170	615 810 9130
1"	615 810 9180	615 810 9140



HOSE CONNECTION	PART NUMBER	
	US Universal	DIN Standard 3489
1/4" (6.5mm)	-	615 810 9190
3/8" (10mm)	615 810 9270	615 810 9200
1/2" (13mm)	615 810 9280	615 810 9210
5/8" (16mm)	-	615 810 9220
3/4" (19mm)	615 810 9290	615 810 9230
1" (25.4mm)	615 810 9300	615 810 9240

Couplings



QUICK RELEASE COUPLINGS - EURO SERIES: EUROPE

EURO 7.6mm / Max air flow capacity 72 cfm - 34 l/s (Delta 7.2 psi / 0.5 bar)
 Economical air flow 40 cfm - 19 l/s (Delta 2.9 psi : 0.2 bar)

MALE THREAD in.	PART NUMBER BSP
1/4	615 811 0720
3/8	615 811 0730
1/2	615 811 0740

FEMALE THREAD in.	PART NUMBER BSP
1/4	615 811 0750
3/8	615 811 0760
1/2	615 811 0770

HOSE CONNECTION mm	PART NUMBER HOSE
6	615 811 0780
8	615 811 0790
10	615 811 0800
13	615 811 0810

Nipples Euro
7.6mm
see page 154



EURO 10.4mm / Max air flow capacity 121 cfm - 57 l/s (Delta 7.2 psi / 0.5 bar)
 Economical air flow 78 cfm - 37 l/s (Delta 2.9 psi / 0.2 bar)

MALE THREAD in.	PART NUMBER BSP
3/8	615 811 0820
1/2	615 811 0830
3/4	615 811 0840

FEMALE THREAD in.	PART NUMBER BSP
3/8	615 811 0850
1/2	615 811 0860
3/4	615 811 0870

HOSE CONNECTION mm	PART NUMBER HOSE
6	615 811 0880
8	615 811 0890
10	615 811 0900
13	615 811 0910

Nipples Euro
10.4mm
see page 154



QUICK RELEASE COUPLINGS - ISO 6150B MIL-C4109: NORTH AMERICA, FRANCE, ITALY

ISO 6150B 6mm / Max air flow capacity 32 cfm - 15 l/s (Delta 7.2 psi / 0.5 bar)
 Economical air flow 23.3 cfm - 11 l/s (Delta 2.9 psi / 0.2 bar)

MALE THREAD in.	PART NUMBER NPT
1/4	615 811 0420
3/8	615 811 0430
1/2	615 811 0440

FEMALE THREAD in.	PART NUMBER NPT
1/4	615 811 0450
3/8	615 811 0460
1/2	615 811 0470

HOSE CONNECTION mm	PART NUMBER
6	615 811 0480
8	615 811 0490
10	615 811 0500
13	615 811 0510

Nipples ISO 6150B
6mm
see page 155



ISO 6150B 8mm / Max air flow capacity 63 cfm - 30 l/s (Delta 7.2 psi / 0.5 bar)
 Economical air flow 42 cfm - 20 l/s (Delta 2.9 psi / 0.2 bar)

MALE THREAD in.	PART NUMBER NPT
1/4	615 811 0520
3/8	615 811 0530
1/2	615 811 0540

FEMALE THREAD in.	PART NUMBER NPT
1/4	615 811 0550
3/8	615 811 0560
1/2	615 811 0570

HOSE CONNECTION mm	PART NUMBER
6	615 811 0580
8	615 811 0590
10	615 811 0600
13	615 811 0610

Nipples ISO 6150B
8mm
see page 155



ISO 6150B 11mm / Max air flow capacity 127 cfm - 60 l/s (Delta 7.2 psi / 0.5 bar)
 Economical air flow 85 cfm - 40 l/s (Delta 2.9 psi / 0.2 bar)

MALE THREAD in.	PART NUMBER NPT
1/4	615 811 0620
3/8	615 811 0630
1/2	615 811 0640

FEMALE THREAD in.	PART NUMBER NPT
1/4	615 811 0650
3/8	615 811 0660
1/2	615 811 0670

HOSE CONNECTION mm	PART NUMBER
10	615 811 0680
13	615 811 0690
16	615 811 0700
19	615 811 0710

Nipples ISO 6150B
11mm
see page 155



QUICK RELEASE COUPLINGS - ASIA 7.5MM: JAPAN, CHINA, INDIA

ASIA 7.5mm / Max air flow capacity 36 cfm - 17 l/s (Delta 7.2 psi / 0.5 bar)
 Economical air flow 23.3 cfm - 11 l/s (Delta 2.9 psi / 0.2 bar)

MALE THREAD in.	PART NUMBER R
3/8	615 811 0320
1/2	615 811 0330
3/4	615 811 0340

FEMALE THREAD in.	PART NUMBER R
3/8	615 811 0350
1/2	615 811 0360
3/4	615 811 0370

HOSE CONNECTION mm	PART NUMBER
6	615 811 0380
8	615 811 0390
10	615 811 0400
13	615 811 0410

Nipples ASIA
7.5mm
see page 156



Connecting Accessories

BALL VALVES

Suitable for air, water and many other liquids and gases.



DESCRIPTION	FEMALE THREAD	PART NUMBER	
	in.	NPT	BSP
CP BAL 08	1/4	615 810 9490	615 810 9410
CP BAL 10	3/8	615 810 9500	615 810 9420
CP BAL 15	1/2	615 810 9510	615 810 9430
CP BAL 20	3/4	615 810 9520	615 810 9440
CP BAL 25	1	615 810 9530	615 810 9450
CP BAL 32	1-1/4	-	615 810 9460
CP BAL 40	1-1/2	-	615 810 9470
CP BAL 50	2	-	615 810 9480

360° SWIVEL AIR INLET

Aimed to improve the working ergonomics, Air flex connectors can rotate 360° eliminating efforts when working in cramped spaces



	PART NUMBER
Swivel	894 015 8412

* Air Inlet: 1/4" BSP



CHICAGO PNEUMATIC AIR FLEX

Aimed to improve the working ergonomics, Air flex connectors can rotate 360° eliminating efforts when working in cramped spaces



MULTI DIRECTION SWIVEL CONNECTOR	MAX RECOMMENDED FLOW		PART NUMBER	
	cfm	l/s	BSP	NPT
1/4"	25	12	894 017 1568	894 017 1569
3/8"	74	35	894 017 1570	894 017 1571
1/2"	74	35	894 017 1566	894 017 1567

NEW

SIMPLE PRESSURE CLAMPS (TO BE USED WITH PLIERS)



DESCRIPTION		FOR EFFI		FOR PVC		PART NUMBER
in.	mm	ID in.	IDxOD mm	ID in.	IDxOD mm	
0.204-0.244	5.2-6.2	-	-	-	-	615 810 9790
0.232-0.276	5.9-7.0	-	-	-	-	615 810 9800
0.276-0.334	7.0-8.5	-	-	1/8	3x7	615 810 9810
0.334-0.393	8.5-10	1/4	6x9	3/16	5x9	615 810 9820
0.386-0.464	9.8-11.8	5/16	8x10	1/4	6x11	615 810 9830
0.445-0.523	11.3-13.3	5/16	8x12	5/16	8x12	615 810 9840
0.504-0.583	12.8-14.8	3/8	10x13 / 10x14	3/8	9.5x13 / 10x14	615 810 9850
0.575-0.661	14.6-16.8	1/2	13x16.5	3/8	10x16	615 810 9860
0.650-0.740	16.5-18.8	1/2	13x18	1/2	13x18	615 810 9870
0.709-0.799	18.0-20.3	1/2	13x18.6	1/2	12.5x19	615 810 9880
0.795-0.898	20.2-22.8	5/8	16x21	5/8	16x22	615 810 9890
0.866-0.976	22.0-24.8	3/8	16x22.5	5/8	16x23	615 810 9900
0.917-1.035	23.3-26.3	3/4	20x24	-	-	615 810 9910
1.043-1.181	26.5-30.0	-	-	3/4	20x26.6	615 810 9920
1.173-1.303	29.8-33.1	1	25x31	1	25x32	615 810 9930

PRESSURE CLAMP WITH SCREW



DESCRIPTION		FOR EFFI	FOR PVC RUBBER & POLYURETHANE	PART NUMBER
in.	mm	ID in.	ID in.	
0.31-0.55	8-14	1/4-5/16	1/8-1/4-5/16	615 804 6730
0.43-0.67	11-17	3/8	3/8	615 804 6740
0.51-0.79	13-20	1/2	1/2	615 804 6750
0.59-0.94	15-24	-	-	615 804 6760
0.75-1.10	19-28	5/8	5/8	615 804 6770
0.87-1.26	22-32	3/4	3/4	615 804 6780
1.02-1.50	26-38	-	-	615 810 9940
1.26-1.73	32-44	1	1	615 810 9950
1.50-1.97	38-50	-	-	615 810 9960
1.97-2.56	50-65	-	-	615 810 9970

HEAVY DUTY PRESSURE CLAMP FOR RUBBER



DESCRIPTION		FOR EFFI MAX	FOR RUBBER	PART NUMBER
in.	mm	ID in.	ID in.	
0.87-0.98	22-25	5/8	5/8	615 811 0050
0.98-1.10	25-28	3/4	3/4	615 811 0060
1.14-1.26	29-32	-	-	615 811 0070
1.34-1.50	34-38	-	1	615 811 0080

Fittings



PIPE CROSS - 4 female threads



THREAD FEMALE in.	PART NUMBER BSP
1/4	894 016 9417
3/8	894 016 9418
1/2	894 016 9419

CROSS - 3 female thread / 1 male thread



THREAD		PART NUMBER BSP
FEMALE in.	MALE in.	
1/4	1/4	894 016 9420
3/8	3/8	894 016 9421
1/2	1/2	894 016 9422

Y CONNECTION - 2 female outlet - 1 male inlet



THREAD		PART NUMBER BSP
FEMALE in.	MALE in.	
1/4	1/4	894 016 9423
3/8	3/8	894 016 9424
1/2	1/2	894 016 9425

PIPE ELBOW



THREAD		PART NUMBER BSP
FEMALE in.	FEMALE in.	
1/4	1/4	894 016 9426
3/8	3/8	894 016 9427
1/2	1/2	894 016 9428
3/4	3/4	894 016 9429
1	1	894 016 9430

TEE - 2 female outlet - 1 female inlet



THREAD FEMALE in.	PART NUMBER BSP
1/4	894 016 9431
3/8	894 016 9432
1/2	894 016 9433
3/4	894 016 9434
1	894 016 9435

TEE - 2 female outlet - 1 male inlet



THREAD		PART NUMBER BSP
FEMALE in.	MALE in.	
1/4	1/4	894 016 9436
3/8	3/8	894 016 9437
1/2	1/2	894 016 9438
3/4	3/4	894 016 9439
1	1	894 016 9440

TEE - 2 female outlet 90° - 1 male inlet



THREAD		PART NUMBER BSP
FEMALE in.	MALE in.	
1/4	1/4	894 016 9441
3/8	3/8	894 016 9442
1/2	1/2	894 016 9443

HEX HEAD PLUG



THREAD MALE in.	PART NUMBER BSP
1/4	894 016 9444
3/8	894 016 9445
1/2	894 016 9446
3/4	894 016 9447
1	894 016 9448

CONNECTOR REDUCER



THREAD		PART NUMBER BSP
MALE in.	FEMALE in.	
1/4	1/8	894 016 9449
3/8	1/4	895 101 1823
1/2	1/4	895 101 1839
1/2	3/8	895 101 1828
3/4	1/2	894 016 9450
1	3/4	894 016 9451

CONNECTOR REDUCER BRASS



THREAD		PART NUMBER BSP
MALE in.	FEMALE in.	
1/8	1/4	894 016 9452
1/4	3/8	894 016 9453
3/8	1/2	894 016 9454

DOUBLE CONNECTOR



THREAD		PART NUMBER BSP
MALE in.	MALE in.	
1/8	1/8	894 016 9455
1/8	1/4	894 016 9456
1/4	1/4	895 101 1822
1/4	3/8	895 101 1824
3/8	3/8	895 101 1821
3/8	1/2	895 101 1825
1/2	1/2	895 101 1827
1/2	3/4	894 016 9457
3/4	3/4	894 016 9458
3/4	1	894 016 9459
1	1	894 016 9460

ADAPTERS



THREAD		PART NUMBER
MALE BSP	FEMALE NPT	
1/8	1/8	61103
1/4	1/4	181523
3/8	3/8	894 016 9797

Fittings

HOSE STEMS



INNER HOSE DIAMETER		PART NUMBER BSP
in.	mm	
1/4	6	895 101 1798
3/8	9	895 101 1799
1/2	13	895 101 1800

HOSE CONNECTION



THREAD INNER		PART NUMBER BSP
MALE IN.	HOSE DIAMETER	
1/4	6mm	895 101 1801
1/4	9mm	895 101 1802
3/8	9mm	895 101 1803
3/8	13mm	895 101 1804
1/2	9mm	895 101 1806
1/2	13mm	895 101 1805



MANIFOLD

3/8 inlet on each side - 1/4 outlets 1 side for couplings



CONNECTION THREAD		OUTLET NUMBER	PART NUMBER BSP
inlet in.	outlet in.		
3/8	1/4	4	894 016 9410
3/8	1/4	5	894 016 9411
3/8	1/4	6	894 016 9412

MANIFOLD

3/8 inlet on each side - 1/4 outlets both side couplings



CONNECTION THREAD		OUTLET NUMBER	PART NUMBER BSP
INLET IN.	OUTLET IN.		
3/8	1/4	4	894 016 9413
3/8	1/4	6	894 016 9414
3/8	1/4	8	894 016 9415
3/8	1/4	10	894 016 9416

LUBRICATION

OIL PROTECTO-LUBE



DESCRIPTION		PART NUMBER
4 oz (0.12 l)	Air Tool Oil	CA149661
20.8 oz (0.591 l)	Air Tool Oil	CA000046
1gal. (3.8 l)	Airoilene oil	P089507

CP CLUTCH GREASE



DESCRIPTION		PART NUMBER
Clutch Grease Tube (100g) Air Tool Oil		894 015 8455
Clutch Grease Cartridge (400g)		894 015 8456

MINI OILER



DESCRIPTION	PART NUMBER
THREAD 1/4" NPT	205 052 4123
THREAD 3/8" NPT	205 052 4293

OTHER ACCESSORIES

AIR FLOW REGULATOR



DESCRIPTION	PART NUMBER
Economic flow regulator 1/4" NPT	LC121737
Heavy-duty flow regulator 1/4" NPT	CA085203

BLOW GUN



DESCRIPTION	PART NUMBER
Blow gun standard	615 811 2690
Blow gun standard silencer	615 811 2700
Blow gun extended nozzle	615 811 2710
Blow gun extended nozzle silencer	615 811 2720

All models: Air inlet 1/4"BSP

Other Accessories

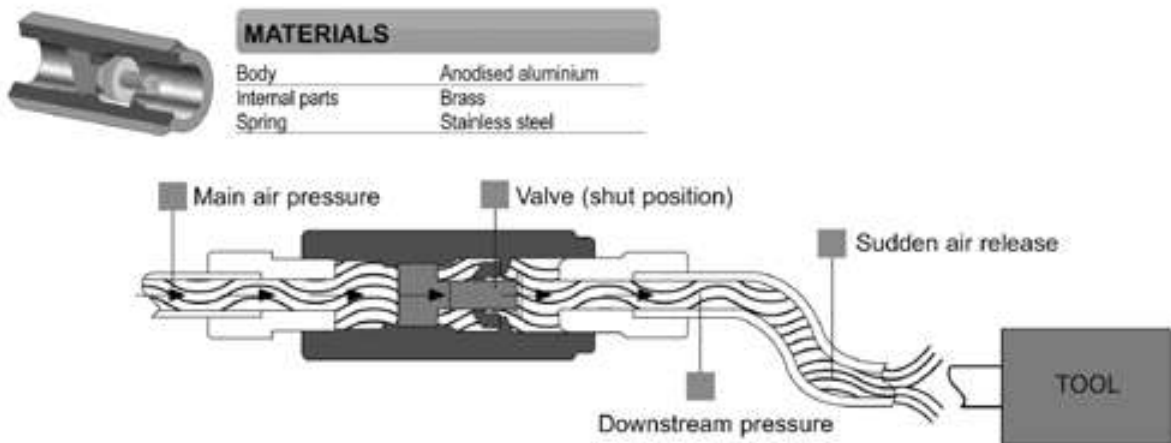
AIR FUSES

When a fitting comes loose from a pressurized hose or the hose is damaged, the hose starts to blow an excessive amount of air in an uncontrolled way, causing hose whip. This can cause injury, and damage to the work-piece and environment.

A way to ensure that this doesn't happen is to use an Air Fuse. It reduces the likelihood of potentially dangerous hose whip caused when a hose bursts or a fitting

becomes detached. It quickly shuts off the supply and resets automatically as soon as back pressure in the line downstream is restored.

Air Fuses help to meet OSHA requirement 1926.302 (USA) and may eliminate the need for restraining or shielding hose, as required by European Standard EN983.



- Reduces risk of hose whip, helping to protect personnel
- Simple and reliable design
- High life expectancy
- Aluminium anodised body for high corrosion resistance
- Auto-Reset to restart downstream activity with the minimum downtime

PORT SIZE	PRESSURE DROP AT SHUT OFF FLOW		SHUT OFF FLOW RATE AT 7 BAR		TOOL MAXIMUM AIR FLOW		FOR FLOW RATES	PART NUMBER	
	bar	psi	l/s	cfm	l/s	cfm		in.	BSP
1/4"	0.14	2.03	7.8	16.4	5.0	10.5	Low	615 811 2420	615 811 2450
1/4"	0.30	4.35	13.0	27.3	10.0	21.0	High	110402	615 811 2460
3/8"	0.14	2.03	18.0	37.8	10.0	21.0	Low	110422	615 811 2470
3/8"	0.30	4.35	32.0	67.2	25.0	52.5	High	110432	615 811 2480
1/2"	0.30	4.35	45.0	94.5	35.0	73.5	High	110442	615 811 2490
3/4"	0.30	4.35	75.0	157.5	60.0	126.0	High	615 811 2430	615 811 2500
1"	0.30	4.35	86.0	180.6	70.0	147.0	High	615 811 2440	110542

TEST EQUIPMENT

AIR TOOL SIMULATOR



DESCRIPTION	PART NUMBER
Air tool simulator	615 811 0090

To check whether the pressure or air flow is sufficient. The air tool simulator will be connected instead of the pneumatic tool. Supplied with different connections.

Balancers

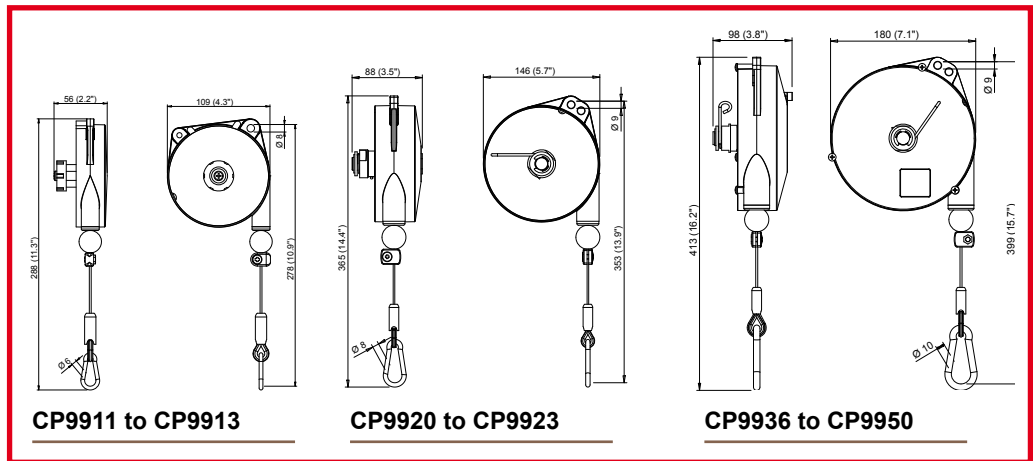
BALANCERS - CP9911 TO CP9950

The CP balancers are premium quality products developed to take the weight of the tool away from the operator's arm. They eliminate stress and fatigue and help improve productivity. Ideally suited for heavy tools and/or repetitive tasks.



Spring retractor:

- Cylindrical shape
- Automatic load retraction
- Working area remains free
- Cable made of stainless steel
- Aluminium housing
- 5.2 to 8.2 ft (1,600 to 2,500 mm) cable stroke



MODEL	LOAD RANGE		STROKE		NET WEIGHT		PART NUMBER
	lb.	kg	ft	mm	lb.	kg	
Light duty balancers							
CP9911	0.8-2.2	0.4-1.0	5.2	1,600	1.3	0.6	894 109 9110
CP9912	2.2-4.4	1.0-2.0	5.2	1,600	1.3	0.6	894 109 9120
CP9913	4.4-6.6	2.0-3.0	5.2	1,600	1.5	0.7	894 109 9130
Medium duty balancers							
CP9920	2.2-5.5	1.0-2.5	6.5	2,000	4.4	2.0	894 109 9200
CP9921	4.4-8.8	2.0-4.0	6.5	2,000	4.4	2.0	894 109 9210
CP9922	8.8-13.2	4.0-6.0	6.5	2,000	5.1	2.3	894 109 9220
CP9923	13.2-17.6	6.0-8.0	6.5	2,000	2.5	5.5	894 109 9230
Medium duty balancers							
CP9936	4.4-8.8	2.0-4.0	8.2	2,500	6.4	2.9	894 109 9360
CP9937	8.8-13.2	4.0-6.0	8.2	2,500	7.1	3.2	894 109 9370
CP9938	13.2-17.6	6.0-8.0	8.2	2,500	7.7	3.5	894 109 9380
CP9939	17.6-22.0	8.0-10	8.2	2,500	8.2	3.7	894 109 9390
CP9940	22.0-30.8	10-14	8.2	2,500	8.8	4.0	894 109 9400
CP9946*	4.4-8.8	2.0-4.0	8.2	2,500	6.6	3.0	894 109 9460
CP9947*	8.8-13.2	4.0-6.0	8.2	2,500	7.3	3.3	894 109 9470
CP9948*	13.2-17.6	6.0-8.0	8.2	2,500	7.9	3.6	894 109 9480
CP9949*	17.6-22.0	8.0-10	8.2	2,500	8.4	3.8	894 109 9490
CP9950*	22.0-30.8	10-14	8.2	2,500	8.8	4.0	894 109 9500

* Equipped with a stroke locking device

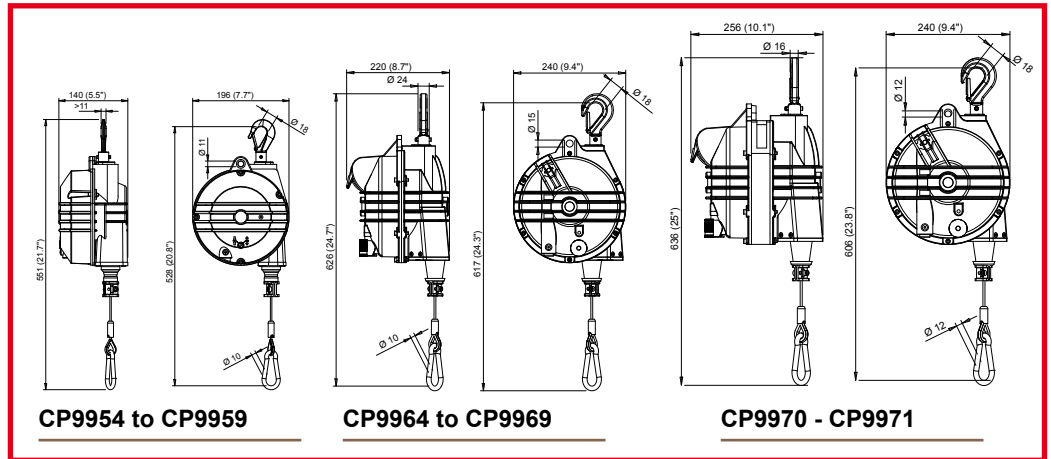
Balancers

BALANCERS - CP9954 TO CP9971



Reaction free:

- Conical shape
- Constant retracting force
- Holds the selected height
- Cable made of stainless steel
- Aluminium housing
- 6.5 ft (2,000mm) cable stroke



MODEL	LOAD RANGE		STROKE		NET WEIGHT		PART NUMBER
	lb.	kg	ft	mm	lb.	kg	
Medium duty to heavy duty balancers							
CP9954	8.8-15.4	4.0-7.0	6.5	2,000	11.0	5.0	894 109 9540
CP9955	15.4-22	7.0-10	6.5	2,000	12.1	5.5	894 109 9550
CP9956	22-30.9	10-14	6.5	2,000	12.1	5.5	894 109 9560
CP9957	31-39.7	14-18	6.5	2,000	14.3	6.5	894 109 9570
CP9958	39.7-48.5	18-22	6.5	2,000	13.2	6.0	894 109 9580
CP9959	48.5-55	22-25	6.5	2,000	14.6	6.6	894 109 9590
Heavy duty balancers							
CP9964	55-66	25-30	6.5	2,000	25.4	11.5	894 109 9640
CP9965	66-77	30-35	6.5	2,000	26.0	11.8	894 109 9650
CP9966	77-99	35-45	6.5	2,000	27.3	12.4	894 109 9660
CP9967	99-121	45-55	6.5	2,000	27.6	12.5	894 109 9670
CP9968	121-143	55-75	6.5	2,000	30.0	13.6	894 109 9680
CP9969	143-165	65-75	6.5	2,000	32.0	14.5	894 109 9690
Super heavy duty balancers							
CP9970	165-198	75-90	6.5	2,000	38.1	17.3	894 109 9700
CP9971	198-231	90-105	6.5	2,000	39.7	18.0	894 109 9710

Compressors

The right compressed air solution

From raw material work to production lines, Chicago Pneumatic compressors keep you productive at all times.

Chicago Pneumatic is the perfect partner for your industrial processes. Our extended portfolio includes rotary screw compressors, piston compressors, quality air solution products and parts & services. The complete range of products excels in solidity and robustness ensuring quality and reliability. All CP products are designed and built to deliver the performance that will increase your productivity, always pushing for the best outcome possible.

With Chicago Pneumatic compressors, optimal performance and efficiency become a given, meeting the compressed air needs of professionals around the globe.



To get more details about the CP compressor offer in your country, please contact your closest distributor on our website: www.cp.com



Compressors

Inverter-driven compressor technology for lower energy consumption

Energy takes up about 70% of the total operating cost of your compressor over a 5-year period. That is why Chicago Pneumatic R&D focuses on energy savings. Inverter-driven compressors can cut the energy bill of your compressed air installation by up to 30%.

Inverter-driven compressors reduce energy consumption through:

- Air end: energy optimization throughout the speed range
- Inverter: perfect match of air demand and air supply, no unload losses
- Drive train: direct transmission engineered for longer bearing lifetime
- Controller: intelligent energy saving features with optimum zone control and integrated sequencer (up to 6 compressors)



The 10 things you should consider when buying a compressor



When you consider buying a compressor, the offer is wide and can appear quite complex. Here are 10 basic rules to help you finding the compressor that suits your needs.

1. Determine your type of use: DIY, professional or industrial

You just occasionally fix small things at home? Or you rather need continuous air flow to keep different applications ruling in your factory?

2. Define the tools you will work with to define the total Free Air Delivery requirements (FAD). FAD is often expressed in CFM (cubic feet per meter) or l/m (liter per minute)

Blowing up your mountain bike tires requires much less air flow and pressure than working with a professional spray gun. To select the right compressor, you need to know the total CFM of all your individual air applications. Add an additional margin of 25% to cover inefficiencies in your network and future growth. FAD is the most important selection criterium.

$$\text{required CFM} = (\text{CFM tool 1} + \text{CFM tool 2} + \text{CFM tool n}) + 25\% \text{ of total CFM}$$

3. Define your frequency of use: occasional – intermittent – frequent

Piston compressor technology is suitable for many occasional and intermittent users. Frequent users will benefit from cast iron piston and screw compressor technology.

4. Define the spacing requirements of your machine: fixed, moveable, remote device and horizontal or vertical vessel

For easy moving around your compressor, look for comfortable handles and wheels. For remote service, consider an engine driven compressor. Always on the same spot? Go for comfort vibration dampers and a wide stable base. If you have reduced workspace, consider a vertical vessel.

Compressors

5. Define the comfort you need in terms of noise level

With a separate compressor room and an air network, there are less requirements considering the compressor noise level. If you want to position your device close to your working area, silenced compressors are ideal for you.

6. Define your electrical requirements

Check if you need a 1 phase or 3 phase compressor. When you have variable flow requirements and more than 5 minutes load, consider a frequency driven compressor. Most of the time, your air consumption will not be constant, so you can gain a lot on energy efficiency.

7. Define your vessel size

For an average use of your selected compressor type, the standard proposed vessel size suits the needs, as compressor design is based on years of experience.

8. Define the accessories you need

You have delicate air equipment or care extra about the environment, so you need special clean or dry air? Quality Air solutions like dryers and filters exist in many forms, separate or integrated if you require moisture free air.

9. Check the quality label


For an optimal return on investment, look for guarantees, like ISO conformity and genuine parts so you can enjoy a long, safe and efficient lifetime of your compressor.

10. Check ease of maintenance, parts and service availability

Check serviceability of the device, service intervals and if easy access to genuine parts and services is guaranteed.

You want to verify your choice? Our team is ready to support you with their professional advice on Chicago Pneumatic compressors.

Check out your nearest contact at www.cp.com



General Safety Instructions for the Operation of Power Tools

The goal of Chicago Pneumatic is to produce tools that help the operator work safely and efficiently. The most important safety device for this or any tool is the operator. Care and good judgement are the best protection against injury. All possible hazards cannot be covered here, but we have tried to highlight some of the important ones. Individuals should look for and obey Caution, Warning and Danger Signs placed on tools, and displayed in the workplace. Operators should read and follow safety instructions packed with each tool. For a copy of these instructions, contact your nearest Chicago Pneumatic representative via www.cp.com.

Learn how each tool works. Even if you have previously used similar tools, carefully check out each tool before you use it. Get the "feel" of it and know capabilities, limitations, potential hazards, how it operates and how it stops.



WARNING

Multiple Hazards. Read and understand safety instructions supplied with tool before operating or servicing. Failure to do so can result in serious bodily injury.

All tools are designed to operate on a air line pressure of 6.3 bar +/- 0.15 bar in accordance with ISO2787, 8NTC1.2. Sound levels +/- 3dB(A)* are measured in accordance with EN ISO15744. Vibration values* are measured in accordance with ISO8662 & ISO28927

**These declared values were obtained by laboratory type testing in accordance with the stated standards and are suitable for comparison with the declared values of other tools tested in accordance with the same standards. These declared values are not adequate for use in risk assessments and values measured in individual work places may be higher. The actual exposure values and risk of harm experienced by an individual user are unique and depend upon the way the user works, the workpiece and the workstation design, as well upon the exposure time and the physical condition of the user. We, Chicago Pneumatic, cannot be held liable for the consequences of using the declared values, instead of values reflecting the actual exposure, in an individual risk assessment in a work place situation over which we have no control.*



Compressed Air Hazards

- Air under pressure can cause injury. Never point an air hose at yourself or anyone else. Never blow your clothes free of dust with compressed air. Always direct exhaust air away from yourself and others in the work area.
- Always check for damaged or loose hoses and fittings before using an air tool, and replace if necessary. Whipping hoses can cause serious injury.
- Disconnect the tool from the air supply when not in use, before changing accessories, setting the torque, or when making repairs.
- Do not exceed rated air pressure to increase the output of the tool. This could cause injury and shorten tool life.
- Do not assemble quick coupler on the tool. Vibration can cause breakage resulting in a whipping air hose. Instead, use quick couplers on the end of a short leader hose.
- When universal twist couplings are used, lock pins must be installed to prevent accidental hose disconnection.
- Air tools are not intended for use in explosive atmospheres and are not insulated for contact with electric power sources.



Projectile Hazards for all air tools

- Always wear impact resistant eye and face protection when involved with or near the operation or the repair of air tools.



Noise Hazards

- Hearing loss can result from prolonged exposure to excessive sound levels.
- Use hearing protection as recommended by your employer or OSHA regulation (see 29 CFR part 1910).



Entanglement Hazards

- To reduce the risk of injury from entanglement, do not wear loose clothing when using rotating accessories.



Additional Hazards

- Slip/Trip/Fall is a major cause of serious injury or death. Beware of excess hose/cord left on the walking or work surface.
- Operators and maintenance personnel must be physically fit to perform job tasks, and handle the bulk, weight and power of the tool.
- Deburring tools should be used to reduce risk of cuts and abrasions due to burrs.
- Wear gloves to protect hands from sharp edges.



Breathing Hazards

- Proper breathing protection must be worn when working with materials which produce airborne particles.



Vibration Hazards

- Repetitive work motions, awkward positions and exposure to vibration may be harmful to your hands and arms.
- If numbness, tingling, pain or whitening of the skin occurs, stop using tool and consult a physician.

Specific Safety Instructions for Power Tool Groups

In addition to the General Safety Instructions, the following are safety instructions and warnings that apply to the safe operation of specific power tool groups. Consult ANSI B186.1 Safety Code for Portable Air Tools. Available from: America National Standards Institute (ANSI), 11 W. 42nd St., 13th floor, New York, New York 10036, (212) 642-4900; or the European Committee for Standardization, Rue de Stassart 36, 1050 Brussels, Belgium.

Impact Wrenches



- Never use hand sockets. Use only impact sockets in good condition. Sockets in poor condition reduce impact power and could also shatter, resulting in personal injury.
- When using a universal joint, never free run the tool, it may run too fast and cause the joint to be thrown from the tool.
- Always use the simplest hook-up possible. Long springy extension bars and adapters absorb impact power and could break loose resulting in personal injury. Instead, use deep sockets whenever possible.
- For tools using the pin and o-ring socket retainer, use the o-ring to securely retain the socket pin.

Abrasive Tools



- Never mount a grinding wheel on a sander.
- Never use a grinding wheel marked with a speed lower than the rated air grinder speed.
- All grinding wheels and polishing/sanding accessories should be checked for cracks or other damage before mounting and use.
- Always use the recommended wheel guard to prevent injury when performing grinding operations. If a guard has withstood wheel or disc breakage, it must be replaced.
- Position a guard between the grinding wheel or disc and the operator. Use barriers to protect others from fragments and grinding sparks.
- Make sure grinding wheels are mounted according to manufacturer's specifications; always use correct mounting flanges.
- Before grinding, test grinding wheel or disc by briefly running tool at full throttle. Be sure to use a barrier (such as under a heavy work table) to protect yourself from possible broken wheel parts.
- Never tamper with or remove a speed governor from a tool to make it run faster. Periodically check tool speed with a tachometer.

Assembly Tools



- Serious injury can result from over-torqued or under-torqued fasteners, which can break, or loosen and separate.
- Released assemblies can become projectiles. Assemblies requiring a specific torque must be checked using a torque meter.

Ratchets



- Never use hand sockets. Use only power drive sockets per ANSI B107.2.
- To reduce the risk of injury, always support the handle securely in the direction opposite of the spindle rotation to minimize torque reaction.

Drills



- Keep away from rotating bit and chuck. You can become cut or burned if you come in contact with the drill bit, chips or work surface.
- Use intermittent drill pressure to avoid long shaved chips.
- The drill bit can suddenly bind and cause the work piece or tool to rotate causing arm and shoulder injuries.
- ANSI recommends use of a support handle on drills with a chuck larger than 3/8" (10 mm).

Hammers



- All chisels, rivet sets and other accessories should be checked for cracks, excessive wear, or other physical damage before each use. Accessories that show signs of damage should be replaced immediately.
- Never use a tool without the proper accessory retainer.

Specialty Tools



- Specific instructions/warnings affecting this group of tools are contained in product-specific documents accompanying each product.

Accessories



- Always use accessories of correct size and design for the tool. Tool and accessories must not be modified in any way.
- Never use a tool without the proper accessory retainer.

See Safety Requirements for Abrading Materials with Coated Abrasives (B7.7) from ANSI.

Index (Model Search)

MODEL	PART NUMBER	DESCRIPTION	PAGE
B14A	615 174 0220	Percussive Tool	124
B15B	615 174 0230	Percussive Tool	118
B15M	615 174 0240	Percussive Tool	120
B16B	615 174 0250	Percussive Tool	118
B16BV	615 174 0510	Percussive Tool	123
B16M	615 174 0260	Percussive Tool	120
B16MV	615 174 0500	Percussive Tool	122
B18B	615 174 0270	Percussive Tool	118
B18BV	615 174 0530	Percussive Tool	123
B18M	615 174 0280	Percussive Tool	120
B18MV	615 174 0520	Percussive Tool	122
B19B	615 174 0300	Percussive Tool	118
B19B1	615 174 0310	Percussive Tool	118
B19BV	6151740550	Percussive Tool	123
B19M	615 174 0320	Percussive Tool	120
B19MV	615 174 0540	Percussive Tool	122
B20	615 174 0340	Percussive Tool	125
B20-0	615 174 0350	Percussive Tool	125
B20-00	615 174 0360	Percussive Tool	125
B20-1	615 174 0370	Percussive Tool	125
B20L	615 174 0380	Percussive Tool	125
B20L-1	615 174 0390	Percussive Tool	125
B21B	615 174 0400	Percussive Tool	118
B21M	615 1740 410	Percussive Tool	120
B23	615 174 0420	Percussive Tool	124
CP0456-LASAN	T013049	Percussive Tool	121
CP0456-LESAR	T013046	Percussive Tool	121
CP0611 GASED	T022580	Impact	27
CP0611 GASEL	T022581	Impact	27
CP0611 HAZED	T022582	Impact	27
CP0611 PASED	T022578	Impact	27
CP0611 PASEL	T022579	Impact	27
CP0611P RLS	T025414	Impact	25
CP0611P RS	T025413	Impact	25
CP0614 GALED	T020021	Impact	29
CP0614 PALED	T020022	Impact	29
CP0951	T022306	Percussive Tool	119
CP0952	T019191	Percussive Tool	119
CP1014P05	615 158 0190	Drill	110
CP1014P24	615 158 0050	Drill	109
CP1014P33	615 158 0030	Drill	109
CP1014P45	615 158 0010	Drill	109
CP1117P05	615 158 0170	Drill	111
CP1117P05 (keyless)	615 158 0180	Drill	111
CP1117P05 (without chuck)	6151580240	Drill	111
CP1117P09	6151580150	Drill	111
CP1117P09 (keyless)	615 158 0160	Drill	111
CP1117P09 (without chuck)	615 158 0230	Drill	111
CP1117P26	615 158 0130	Drill	110
CP1117P26 (keyless)	615 158 0140	Drill	110
CP1117P26 (without chuck)	615 158 0220	Drill	110
CP1117P32	615 158 0110	Drill	110
CP1117P32 (keyless)	615 158 0120	Drill	110
CP1117P32 (without chuck)	615 158 0210	Drill	110
CP1117P60	615 158 0090	Drill	110
CP1117P60 (keyless)	615 158 0100	Drill	110
CP1117P60 (without chuck)	615 158 0200	Drill	110
CP1720R22	615 158 0250	Drill	113
CP1720R32	615 158 0260	Drill	113
CP1720R50	615 158 0270	Drill	113
CP1816	615 158 0300	Drill	112
CP1820R22	615 158 0280	Drill	113
CP1820R32	615 158 0290	Drill	113
CP2003	615 192 2003	Screwdriver	43
CP2005	615 192 2005	Screwdriver	43
CP2006	615 192 2006	Screwdriver	41
CP2007	615 192 2007	Screwdriver	43
CP2008	615 192 2008	Screwdriver	43
CP2009	615 192 2009	Screwdriver	41
CP2010	615 192 2010	Screwdriver	43
CP2011	615 192 2011	Screwdriver	41
CP2036	615 192 2036	Impact Screwdriver	37
CP2037	615 192 2037	Impact Screwdriver	37
CP2041	615 192 2041	Impact Screwdriver	37
CP2042	615 192 2042	Impact Screwdriver	37
CP2611	615 192 2611	Screwdriver	42
CP2612	615 192 2612	Screwdriver	40
CP2621	615 192 2621	Screwdriver	42
CP2622	615 192 2622	Screwdriver	42
CP2623	615 192 2623	Screwdriver	40

MODEL	PART NUMBER	DESCRIPTION	PAGE
CP2754	615 192 2754	Screwdriver	38
CP2755	615 192 2755	Screwdriver	38
CP2764	615 192 2764	Screwdriver	38
CP2765	615 192 2765	Screwdriver	38
CP2780	615 192 2780	Screwdriver	38
CP3000-325F	615 160 0180	Die Grinder	51
CP3000-325R	615 160 0150	Die Grinder	51
CP3000-330F	615 160 0170	Die Grinder	51
CP3000-330R	615 160 0160	Die Grinder	51
CP3000-415F	615 160 0230	Die Grinder	51
CP3000-415R	615 160 0190	Die Grinder	51
CP3000-418F	615 160 0240	Die Grinder	51
CP3000-418R	615 160 0200	Die Grinder	51
CP3000-420F	615 160 0250	Die Grinder	51
CP3000-420R	615 160 0210	Die Grinder	51
CP3000-424F	615 160 0260	Die Grinder	51
CP3000-424R	615 160 0220	Die Grinder	51
CP3000-515F	615 160 0300	Die Grinder	51
CP3000-515R	615 160 0270	Die Grinder	51
CP3000-518F	615 160 0310	Die Grinder	51
CP3000-518R	615 160 0280	Die Grinder	51
CP3000-520F	615 160 0320	Die Grinder	51
CP3000-520R	615 160 0290	Die Grinder	51
CP3000-600CR	615 160 0330	Die Grinder	49
CP3000-600CR	615 160 0140	Die Grinder	49
CP3019-12AC	615 160 4070	Die Grinder	53
CP3019-12AC CNOMO	615 160 4230	Die Grinder	53
CP3019-12AF	615 160 7080	Angle Sander	85
CP3019-13A4	615 160 7050	Angle Grinder	65
CP3019-18	615 160 0090	Die Grinder	53
CP3019-18A3	615 160 7060	Angle Grinder	65
CP3019-20	615 160 0100	Die Grinder	53
CP3019-20 CNOMO	615 160 0340	Die Grinder	53
CP3019-20A3	615 160 7070	Angle Grinder	65
CP3019-20AC	615 160 4080	Die Grinder	53
CP3019-20AC CNOMO	615 160 4240	Die Grinder	53
CP3019-20AF	615 160 7090	Angle Sander	85
CP3019-20ES	615 160 2170	Die Grinder	53
CP3019-20ES CNOMO	615 160 2210	Die Grinder	53
CP3019-25	615 160 0110	Die Grinder	53
CP3019-25 CNOMO	615 160 0350	Die Grinder	53
CP3019-25ES	615 160 2180	Die Grinder	53
CP3019-25ES CNOMO	615 160 2220	Die Grinder	53
CP3019-31	615 160 0120	Die Grinder	53
CP3019-31 CNOMO	615 160 0360	Die Grinder	53
CP3019-31ES	615 160 2190	Die Grinder	53
CP3019-31ES CNOMO	615 160 2230	Die Grinder	53
CP3019-40	615 160 0130	Die Grinder	53
CP3019-40 CNOMO	615 160 0370	Die Grinder	53
CP3019-40ES	615 160 2200	Die Grinder	53
CP3019-40ES CNOMO	615 160 2240	Die Grinder	53
CP3030-325AFR	615 162 0060	Angle Sander	84
CP3030-325F	615 160 4120	Die Grinder	52
CP3030-325R	615 160 4090	Die Grinder	52
CP3030-330F	615 160 4110	Die Grinder	52
CP3030-330R	615 160 4100	Die Grinder	52
CP3030-415AFR	615 162 0070	Angle Sander	85
CP3030-418F	615 160 4160	Die Grinder	52
CP3030-418R	615 160 4130	Die Grinder	52
CP3030-420AFR	615 162 0080	Angle Sander	85
CP3030-420F	615 160 4170	Die Grinder	52
CP3030-420R	615 160 4140	Die Grinder	52
CP3030-424F	615 160 4180	Die Grinder	52
CP3030-424R	615 160 4150	Die Grinder	52
CP3030-515AFR	615 162 0100	Angle Sander	85
CP3030-518F	615 1604 210	Die Grinder	52
CP3030-518R	615 160 4190	Die Grinder	52
CP3030-520F	615 160 4220	Die Grinder	52
CP3030-520R	615 160 4200	Die Grinder	52
CP3040GABTIM	615 160 7010	Angle Grinder	66
CP3040GASTIM	615 160 7020	Angle Grinder	66
CP3070-120G	615 162 0090	Pistol Sander	86
CP3109-13A4	615 160 7030	Angle Grinder	66
CP3109-13A4ES	615 160 7040	Angle Grinder	66
CP3109-13AC	615 160 4060	Die Grinder	55
CP3109-19	615 160 0020	Die Grinder	55
CP3109-19ES	615 160 2080	Die Grinder	55
CP3109-24	615 160 0030	Die Grinder	55
CP3109-24ES	615 160 2090	Die Grinder	55
CP3109-28	615 160 0040	Die Grinder	55

Index (Model Search)

MODEL	PART NUMBER	DESCRIPTION	PAGE
CP3109-28ES	615 160 2100	Die Grinder	55
CP3119-12	615 160 0050	Die Grinder	56
CP3119-12 CNOMO	615 160 0380	Die Grinder	56
CP3119-123X	615 160 6070	Straight Wheel Grinder	58
CP3119-12EL	615 160 2150	Die Grinder	57
CP3119-12ES	615 160 2110	Die Grinder	56
CP3119-12ES CNOMO	615 160 2250	Die Grinder	56
CP3119-12ES3X	615 160 6030	Die Grinder	58
CP3119-12ES4	615 160 6020	Die Grinder	58
CP3119-12EXL	615 160 2160	Die Grinder	57
CP3119-15	615 160 0060	Die Grinder	56
CP3119-15 CNOMO	615 160 0390	Die Grinder	56
CP3119-15ES	615 160 2120	Die Grinder	56
CP3119-15ES CNOMO	615 160 2260	Die Grinder	56
CP3119-15ES2	615 160 6040	Straight Wheel Grinder	58
CP3119-15ES3	615 160 6050	Straight Wheel Grinder	58
CP3119-18	615 160 0070	Die Grinder	56
CP3119-18 CNOMO	615 160 0400	Die Grinder	56
CP3119-18ES	615 160 2130	Die Grinder	56
CP3119-18ES CNOMO	615 160 2270	Die Grinder	56
CP3119-18ES3	615 160 6060	Straight Wheel Grinder	58
CP3119-22	615 160 0080	Die Grinder	56
CP3119-22 CNOMO	615 160 0410	Die Grinder	56
CP3119-22ES	615 160 2140	Die Grinder	56
CP3119-22ES CNOMO	615 160 2280	Die Grinder	56
CP3249-GABSUD	615 160 6140	Straight Wheel Grinder	58
CP3249-GABSUDE	615 160 6190	Straight Wheel Grinder	58
CP3249-GABSYP	615 160 6130	Straight Wheel Grinder	58
CP3249-GABSYPGE	615 160 6180	Straight Wheel Grinder	58
CP3349-SALAVADE	615 160 9110	Vertical Wheel Grinder	75
CP3349-SALAVEL	615 160 9070	Vertical Wheel Grinder	75
CP3349-SALAVELE	615 160 9130	Vertical Wheel Grinder	75
CP3349-SALAVET	615 160 9080	Vertical Wheel Grinder	75
CP3349-SALAVETE	615 160 9150	Vertical Wheel Grinder	75
CP3450-12AA5	615 160 4040	Angle Grinder	67
CP3450-12AB5	615 160 4050	Angle Grinder	67
CP3450-12AC4	615 160 4010	Angle Grinder	67
CP3450-12AC45	615 160 4030	Angle Grinder	67
CP3450-12ACR4	615 160 4020	Angle Grinder	67
CP3451-16SE25	615 160 2020	Straight Wheel Grinder	58
CP3451-16SER25	615 160 2050	Straight Wheel Grinder	58
CP3451-18SE3	615 160 2030	Straight Wheel Grinder	58
CP3451-18SEC	615 160 2010	Die Grinder	54
CP3451-18SER3	615 160 2060	Straight Wheel Grinder	58
CP3451-18SERC	615 160 2040	Die Grinder	54
CP3510	615 193 3510	Orbital Sander	90
CP3511	615 193 3511	Orbital Sander	90
CP3512	615 193 3512	Orbital Sander	90
CP3514	615 193 3514	Orbital Sander	90
CP3650-075AAE	615 160 7270	Sander	96
CP3650-075AB	615 160 7280	Sander	96
CP3650-085AAE	615 160 7260	Sander	96
CP3650-085AB	615 162 0190	Sander	96
CP3650-100AB6VK	615 160 7300	Angle Grinder	70
CP3650-120AA45	615 160 7310	Angle Grinder	69
CP3650-120AA5	615 160 7210	Angle Grinder	69
CP3650-120AA5VK	615 160 7180	Angle Grinder	70
CP3650-120AAE	615 160 7240	Sander	96
CP3650-120AB	615 160 7250	Sander	96
CP3650-120AB45	615 160 7320	Angle Grinder	69
CP3650-120AB5	615 160 7220	Angle Grinder	69
CP3650-120AB5VK	615 160 7190	Angle Grinder	70
CP3650-120ACC	615 160 7230	Die Grinder	55
CP3650-120AH5VK	615 160 7200	Angle Grinder	70
CP3650-135AC4FK	615 160 7170	Angle Grinder	69
CP3650-135AC4SE	615 160 7290	Sander	96
CP3850-60AB	615 170 5000	Sander	97
CP3850-60AB9V	615 160 7340	Angle Grinder	73
CP3850-65AB9VE	615 170 4940	Angle Grinder	74
CP3850-65ABVE	615 170 4980	Sander	97
CP3850-65AH9VE	615 170 4950	Angle Grinder	74
CP3850-77AB	615 170 4990	Sander	97
CP3850-77AB7V	615 170 4960	Angle Grinder	73
CP3850-85AB7V	615 160 7440	Angle Grinder	73
CP3850-85AB7VE	615 170 4920	Angle Grinder	74
CP3850-85ABVE	615 170 4970	Sander	97
CP3850-85AH7VE	615 170 4930	Angle Grinder	74
CP5080-3260D12	615 162 0000	Belt Sander	88
CP5080-3260D12K	615 162 0050	Belt Sander	88
CP5080-4200D24	615 162 0010	Belt Sander	88

MODEL	PART NUMBER	DESCRIPTION	PAGE
CP5080-4200H18	615 162 0020	Belt Sander	89
CP5080-4200H18K	615 162 0040	Belt Sander	89
CP5080-5220H18	615 162 0030	Belt Sander	89
CP6031 HABAD	T021887	Impact	15
CP6031 HABAK	T021884	Impact	15
CP6041 HABAB	T021888	Impact	19
CP6041 HABAR	T022331	Impact	19
CP6060 SASAB	T024059	Impact	23
CP6060 SASAK	T024060	Impact	24
CP6060 SASAR	T024058	Impact	23
CP6060 ZASAB	T024064	Impact	23
CP6060 ZASAK	T024063	Impact	24
CP6110 GASED	T024425	Impact	27
CP6110 PASED	T025100	Impact	27
CP6120 GASED	T018237	Impact	28
CP6120 GASEL	T017755	Impact	28
CP6120 PASED	T018841	Impact	28
CP6120 PASEL	T018235	Impact	28
CP6130-T70	615 159 0010	Impact	29
CP6240-T120	615 159 0020	Impact	29
CP6300 RSR	T02 528 5	Impact	15
CP6500-RS	T025214	Impact	19
CP6500-RSR	T025216	Impact	19
CP6540-RSR	T025313	Impact	19
CP6540-RS2	T025314	Impact	19
CP6910-P24	615 159 0070	Impact	24
CP6920-D24	615 159 0080	Impact	26
CP6930-D35	615 159 0390	Impact	28
CP7111	894 107 1110	Percussive Tool	117
CP7111H	894 107 1111	Percussive Tool	117
CP7115	894 107 1150	Percussive Tool	119
CP7120	894 107 1200	Percussive Tool	121
CP7125	894 107 1250	Percussive Tool	119
CP714	T012735	Percussive Tool	117
CP716	T025348	Percussive Tool	117
CP717	T020120	Percussive Tool	117
CP719	T025366	Impact	14
CP719QC	T025367	Impact	14
CP7202	894 107 2021	Angle Sander	84
CP721	T021963	Impact	14
CP7215	894 107 2151	Orbital Sander	91
CP7215CV	894 107 2153	Orbital Sander	91
CP7215CVE	894 127 2153	Orbital Sander	91
CP7215E	894 127 2151	Orbital Sander	91
CP7215H	894 107 2154	Orbital Sander	92
CP7215HCVE	894 127 2155	Orbital Sander	92
CP7215HE	894 127 2154	Orbital Sander	92
CP7215SV	894 107 2152	Orbital Sander	91
CP7215SVE	894 127 2152	Orbital Sander	91
CP7220CVE	894 170 2970	Orbital Sander	93
CP7220E	894 127 2201	Orbital Sander	93
CP7220HE	615 170 3770	Orbital Sander	94
CP7220SVE	894 127 2202	Orbital Sander	93
CP7225	894 107 2251	Orbital Sander	91
CP7225CV	894 107 2253	Orbital Sander	91
CP7225CVE	894 127 2253	Orbital Sander	91
CP7225E	894 127 2251	Orbital Sander	91
CP7225SVE	894 127 2252	Orbital Sander	91
CP724H	894 100 7240	Impact	15
CP7250CVE	894 127 2503	Orbital Sander	93
CP7250E	894 127 2501	Orbital Sander	93
CP7250HCVE	615 170 3760	Orbital Sander	93
CP7250HCVE	615 170 3760	Orbital Sander	94
CP7250HE	615 170 3740	Orbital Sander	94
CP7250SVE	894 127 2502	Orbital Sander	93
CP7255	894 107 2551	Orbital Sander	91
CP7255CV	894 107 2553	Orbital Sander	91
CP7255CVE	894 127 2553	Orbital Sander	91
CP7255E	894 127 2551	Orbital Sander	91
CP7255H	894 107 2554	Orbital Sander	92
CP7255HCVE	894 127 2555	Orbital Sander	92
CP7255HE	894 127 2554	Orbital Sander	92
CP7255SV	894 107 2552	Orbital Sander	91
CP7255SVE	894 127 2552	Orbital Sander	91
CP7263CVE	894 117 2650	Jitterbug Sander	95
CP7263E	894 107 2650	Jitterbug Sander	95
CP7264CVE	894 117 2640	Jitterbug Sander	95
CP7264E	894 107 2640	Jitterbug Sander	95
CP7266CVE	894 117 2660	Jitterbug Sander	95
CP7266E	894 107 2660	Jitterbug Sander	95

Index (Model Search)

MODEL	PART NUMBER	DESCRIPTION	PAGE
CP7267CVE	894 117 2670	Jitterbug Sander	95
CP7267E	894 107 2670	Jitterbug Sander	95
CP7268	894 107 2680	Orbital Sander	92
CP726H	894 100 7260	Impact	15
CP7300	894 107 3000	Drill	108
CP7300R	894 107 3001	Drill	108
CP734H	T024351	Impact	18
CP749	T024587	Impact	18
CP7500D	894 107 5001	Angle Grinder	64
CP7722	894 107 7220	Impact	14
CP7729	894 107 7290	Impact	16
CP772H	T024598	Impact	22
CP7739	894 107 7390	Impact	16
CP7748	894 107 7480	Impact	20
CP7759Q	894 107 7518	Impact	20
CP7763	894 107 7630	Impact	22
CP7769	894 107 7690	Impact	21
CP7773	894 107 7730	Impact	22
CP7779	894 107 7790	Impact	21
CP7780	894 107 7800	Impact	26
CP7782	894 107 7820	Impact	26
CP780	T025095	Screwdriver	39
CP781	T025096	Screwdriver	39
CP782	T025097	Screwdriver	39
CP783	T025098	Screwdriver	39
CP7830HQ	894 107 8308	Ratchet	13
CP7830Q	894 107 8306	Ratchet	13
CP785	T02 269 8	Drill	108
CP785H	T02 413 4	Drill	112
CP789HR	T02 516 5	Drill	112
CP789R-26	T02 518 0	Drill	108
CP789R-42	T02 519 8	Drill	108
CP8222-P	615 159 0180	Impact	16
CP8222-R	615 159 0230	Impact	16
CP8232-QC	615 159 0190	Impact	16
CP8242-P	615 159 0200	Impact	17
CP8242-R	615 159 0240	Impact	17
CP8252-P	615 159 0210	Impact	17
CP8252-R	615 159 0250	Impact	17
CP825T	T023190	Ratchet	13
CP8272-D	615 159 0260	Impact	21
CP8272-P	615 159 0220	Impact	21
CP828	T022708	Ratchet	13
CP828H	T022970	Ratchet	13
CP854	T023186	Angle Grinder	66
CP854E	T023187	Angle Grinder	66
CP857	T024387	Angle Grinder	71
CP858	T025179	Belt Sander	87
CP860	T019704	Die Grinder	50
CP860E	T021136	Die Grinder	50
CP860ES	T023193	Die Grinder	50
CP860ESE	T023354	Die Grinder	50
CP875	T023995	Die Grinder	49
CP876	T023996	Die Grinder	49
CP879	T023999	Drill	109
CP887	T025376	Drill	109
CP894	T024743	Impact	24
CP9104Q	615 195 9104	Die Grinder	49
CP9105Q-B	615 195 2105	Die Grinder	50
CP9106Q-B	615 195 2106	Die Grinder	50
CP9108Q-B	615 195 2108	Die Grinder	50
CP9110Q-B	615 195 2110	Die Grinder	50
CP9111Q-B	615 195 2111	Die Grinder	50
CP9112Q-B	615 195 2112	Die Grinder	50
CP9113G	615 160 0010	Die Grinder	54
CP9113GES	615 160 2070	Die Grinder	54
CP9120CR	615 195 2120	Angle Grinder	64
CP9120CRN	894 109 1200	Angle Grinder	64
CP9121AR	615 195 7321	Angle Grinder	65
CP9121BR	615 195 7221	Angle Grinder	65
CP9121CR	615 195 2121	Angle Grinder	65
CP9122BR	615 195 7222	Angle Grinder	64
CP9122CR	615 195 2122	Angle Grinder	64
CP9123	615 195 9123	Angle Grinder	71
CP9160	615 197 9160	Engraving Pen	116
CP9356NS	T022165	Percussive Tool	121
CP9356WF	T021959	Percussive Tool	121

MODEL	PART NUMBER	DESCRIPTION	PAGE
CP9361	894 107 2640	Engraving Kit	116
CP9534	894 117 2660	Orbital Sander	94
CP9541	894 107 2660	Impact	18
CP9542	615 190 9542	Impact	18
CP9561	615 190 9561	Impact	22
CP9674	615 193 9674	Orbital Sander	94
CP9778	615 193 9778	Pistol Sander	86
CP9779	615 193 9779	Belt Sander	87
CP9780	615 193 9780	Belt Sander	87
CP9789	615 194 9789	Drill	112
CP9790	615 194 9790	Drill	108
CP9791	615 194 9791	Drill	112
CP9792	615 194 9792	Drill	108
GV5	615 174 0170	Percussive Tool	124
RA1	615 174 0180	Percussive Tool	124
RA1BL	615 174 0190	Percussive Tool	124
RA2C	615 174 0200	Percussive Tool	124
RA2H	615 174 0210	Percussive Tool	124

Chicago Pneumatic Tools follows a policy of continuous product improvement. Specifications and descriptions are thus subject to change without notice. Check the online catalog at www.cp.com for the latest product information.



Over 110 years of experience

Since 1901 the Chicago Pneumatic (CP) name has represented reliability and attention to customer needs, with construction, maintenance and production tools and compressors designed for specific industrial applications. Today, CP has a global reach, with local distributors around the world.

Our people start every single day with a passion to research, develop, manufacture and deliver new products that are meant to meet your needs not only today, but tomorrow as well.

To learn more about our extensive range of tools, construction equipment, industrial and portable compressors, accessories and workshop equipment, please visit www.cp.com.



**Chicago
Pneumatic**

www.cp.com