



Two-Step System for Clear Coat Repair



With Buffing Time **REDUCED** by up to 40%!



- **NEW Random Orbital Sander and Dynabuffer with Exciting Innovations**
- **Proven Method for Repairing Surface Defects in Clear Coat**
- **System Eliminates Swirl Marks, Hazing and Compound Slinging**



Mini-Dynorbital® Silver Supreme

Palm-Style Random Orbital Sander



Dynabrade introduces NEW Mini-Dynorbital® Silver Supreme, ideal for repairing minor surface defects in clear coat and other surfaces. Offering all our Silver Supreme innovations, this tool is compact and efficient: another cutting-edge example of The Dynabrade Difference!

Comfort Platform

U.S. Patent no. D610,428

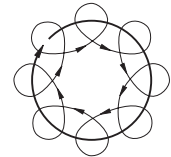
Provides additional hand and wrist support, enhancing operator comfort. Also offers protection against cold air exhaust.

Auto-Recess Throttle Lever

Lever recesses into housing when depressed, eliminating pressure point on operator's palm.

Compact Tool Grip

Compact, vibration-absorbing design allows more comfortable grip, reducing operator fatigue and increasing efficiency.



3/16" (5 mm) Diameter Orbital Motion

Reduced Vibration

New design minimizes tool vibration, achieving a more consistent finish.

Tool Height Reduced by 20%

Low profile design allows enhanced operator control.

High-Quality Sanding Pad


Each model includes vinyl-face Sanding Pad, 1-1/4" (32 mm) in diameter.

Tool Weight of only 1.3 lbs. (0.6 kg)!

Lightweight design reduces operator fatigue, especially in vertical applications.

Convenient Hanger Bracket

Non-marring bracket allows tool to be safely hung when not in use.



69502

Mini-Dynorbital® Silver Supreme

- 3/16" (5 mm) random orbital motion achieves ultra-smooth finish on coated surfaces, wood, composites and more.
- Ideal for repairing dust nibs and surface defects in clear coat.

Model 69500 5,000 RPM

- Includes 54018 pad, 1/4"-20 thread.

Model 69502 7,500 RPM

- Includes 54037 locking-type pad.

Model 69503 5,000 RPM

- Includes 54037 locking-type pad.

Model 69504 7,500 RPM

- Includes 54018 pad, 1/4"-20 thread.

NEW! Sanding Pad

54037 Locking-Type Pad

54037

For Use With 69502 and 69503 Tool

- High-quality, medium density vinyl-face pad.
- 1-1/4" (32 mm) diameter.



Model Number	Motor hp (W)	Motor RPM	Sound Level	Maximum Air Flow SCFM (LPM)	Tool Thread	Hose I.D. Inch (mm)	Air Inlet Thread	Weight Pound (kg)	Length Inch (mm)	Height Inch (mm)
69500	.03 (23)	5,000	70 dB(A)	5 (153)	1/4"-20	1/4 (6)	1/4" NPT	1.3 (.6)	6 (152)	3-5/16 (84)
69503	.03 (23)	5,000	70 dB(A)	5 (153)	Locking	1/4 (6)	1/4" NPT	1.3 (.6)	6 (152)	3-5/16 (84)
69502	.08 (60)	7,500	75 dB(A)	6 (170)	Locking	1/4 (6)	1/4" NPT	1.3 (.6)	6 (152)	3-5/16 (84)
69504	.08 (60)	7,500	75 dB(A)	6 (170)	1/4"-20	1/4 (6)	1/4" NPT	1.3 (.6)	6 (152)	3-5/16 (84)

Additional Specifications: Air Pressure 90 PSIG (6.2 Bar)

Dynabuffer

Front Exhaust Buffering Tool

➤ **Buffing Time REDUCED by up to 40%!**



A **NEW** version of Dynabrade's world-famous Dynabuffer, with unique advancements to **REDUCE** buffing time by up to 40%! Utilized worldwide to efficiently polish sanding scratches, Dynabuffer now offers increased power and speed, plus front exhaust to extend buffing pad life!

Safety-Lock Throttle Lever

Prevents accidental start-up of tool. Lever has no sharp edges or "pinch-points."

NEW Rubber Grip

Comfortable grip helps protect operator from cold air transfer.

INCREASED Horsepower, Speed and Efficiency!

Robust air motor is more powerful and runs faster, reducing your buffing time by **up to 40%**!



Convenient Hanger Bracket

Non-marring bracket allows tool to be safely hung when not in use.

Unique Balancer for Smooth Performance

U.S. Patent No. 6,206,771

Patented balancer compensates for vibration, resulting in ultra-smooth performance.

55126

Front Exhaust to Extend Buffing Pad Life

Patent Pending

Front exhausted air helps to cool foam buffing pad (sold separately). Pads last longer, reducing your inventory levels!

Hook-Face Backup Pad

Ask for the ORANGE!

Includes 56142 Hook-Face Pad, 3" (76 mm) in diameter.

NEW Easy-Access Speed Regulator

For Consistent Finishes!

- Easily adjust motor RPM with optional 3/32" (4 mm) hexagonal wrench.
- Adjust all tools to run at **same speed** at various distances from air source.
- Muffler cap rotates to protect regulator and **lock in** desired speed.



TECH TIP

Start ON and Stop ON!

Always place Dynabuffer **ON** the work surface before starting it, and keep tool **ON** the surface as you stop it. This prevents the buffing pad from detaching, and eliminates slinging of buffing compound.

Model Number	Motor hp (W)	Motor RPM	Sound Level	Maximum Air Flow SCFM (LPM)	Female Thread	Hose I.D. Inch (mm)	Air Inlet Thread	Weight Pound (kg)	Length Inch (mm)	Height Inch (mm)
55126	.5 (373)	12,000	79 dB(A)	37 (1,048)	5/16"-24	1/4 (6)	1/4" NPT	2.7 (1.2)	9-1/2 (241)	4-1/8 (105)

Additional Specifications: Air Pressure 90 PSIG (6.2 Bar)

Dynabrade Two-Step Polishing System

A Proven Method for Repairing Minor Surface Defects in Clear Coat



STEP ONE: SANDING 69502 Mini-Dynorbital® Silver Supreme

- Attach abrasive disc to sanding pad, then apply water to abrasive disc.
- Place sanding pad on surface defect, positioning pad slightly off-center. Apply light pressure.
- Throttle tool ON, and sand in random motion for about two seconds.
- Keep sanding pad FLAT on surface while sanding, allowing tool and abrasive to do the work. Try to keep sanded area as small as possible.
- With tool still running, move tool OFF work surface and then stop it.
- Wipe surface dry with clean, soft cloth.



STEP TWO: BUFFING 55126 Dynabuffer

- Apply small amount of polishing compound to optional buffing pad attached to Dynabuffer. Spread compound evenly to precondition pad.
- Apply small drop of polishing compound to work surface. Use pad to spread compound evenly over sanded area of surface.
- Place pad on sanded area and apply pressure (approximately 3 lbs./1.4 kg of pressure).
- Throttle tool ON, and adjust pressure to minimize vibration (finding the "sweet spot").
- Move pad in random motion, keeping pad flat or tipped slightly forward.
- Throttle tool OFF with pad still on surface ("start ON and stop ON").
- Wipe surface dry with clean, soft cloth.
- If imperfections are still visible, repeat Two-Step System.



See a VIDEO Demo at www.Dynabrade.com



Dynabrade Tools for Clear Coat Repair



Dynabrade offers a complete line of tools ideal for spot repair on clear coat and other surfaces. With an amazing range of ergonomic features and benefits, these tools have "The Dynabrade Difference" built right in!



Two-Step System Accessories

3" (76 mm) Diameter Vacuum Sanding Pad

For Use with 55126 Dynabuffer

Part No. 56142

- Hook-Face, premium urethane, medium density, 5/16"-24 thread.
- Also used with 3" (76 mm) diameter HiVac Random Orbital Sanders. 6 holes allow maximum source capture.



56142

Ask for the
ORANGE!

Ball-Swivel Plug

For Use with Mini-Dynorbital® Silver Supreme

Part No. 97016

- Plug "swivels" for great tool maneuverability!
- A natural fit with Dynabrade palm-style Random Orbital Sanders!
- Offers 53° conical range of motion, for added tool maneuverability and operator comfort.
- Ported plug design allows air flow of up to 74 SCFM (2,095 LPM).



97016


53° Conical
Range of Motion

Coupler/Plug Assembly

For Use With 55126 Dynabuffer

Part No. 95676

- Provides maximum air flow to tool.
- Assembly includes one Coupler (1/4" female thread) and one Plug (1/4" male thread).
- Maximum working pressure of 150 PSIG (10 Bar).



95676



Visit our Website for more Tools and Related Accessories
www.dynabrade.com

DYNABRADE, INC. • DYNABRADE INTERNATIONAL

8989 Sheridan Drive • Clarence, New York 14031-1419
Phone: (716) 631-0100 • US Fax: 716-631-2073 • Int'l Fax: 716-631-2524

US Consumers Call Toll-Free: 1-800-828-7333

Canadian Consumers Call Toll-Free: 1-800-344-1488

DYNABRADE EUROPE S.à r.l.

Zone Artisanale Op Tomm 6 • L-5485 Wormeldange—Haut, Luxembourg
Telephone: +352 768 494 1 • Fax: +352 768 495

DYNABRADE DO BRASIL

Rua Oneda, 632 • Sao Bernardo do Campo • SP - CEP 09895-280
Telephone 55-11-4390-0133 • Fax 55-11-4399-1067

DYNABRADE INDIA ABRASIVE POWER TOOLS Pvt Ltd.

EL-54, TTC Industrial Area, M.I.D.C. Mahape, Electronic Zone, Navi Mumbai - 400705
Maharashtra, India • Telephone: +91 22 2763 2226 • Fax: +91 22 2763 2228

DYNABRADE AUSTRALIA PTY LTD.

Unit 2, 13-14 National Drive, Hallam, Victoria 3803, Australia
Telephone: (03) 9796 5114 • Fax: (03) 9796 4113 • Toll-Free: 13001DYNA1

Try Our U.S. Consumer Toll-Free Number
1-888 DYNABRADE (or 1-800-828-7333)

DISTRIBUTED BY:



© DYNABRADE, INC., 2010

PRINTED IN U.S.A.